

WELCOME TO THE  
JACKSON HOLE AIRPORT  
BOARD MEETING

WILL BEGIN AT 9AM





# EMPLOYEE OF THE MONTH

■ Eric Fogle





# COMMUNITY OUTREACH





# COMMUNITY OUTREACH



## TRAVELING THIS HOLIDAY SEASON?

Donate non-perishable food through **December 24th** and get a drink voucher for Jedediah's Cafe in the terminal.



**DONATE AND ENJOY YOUR DRINK!**

Did you know that 10% of Teton County is food insecure? Every donation helps to close the gap.

**Donate:** canned food, cereals, pasta, dry beans, packaged snacks, dried food, and baking mixes.

[WWW.JACKSONHOLEAIRPORT.COM](http://WWW.JACKSONHOLEAIRPORT.COM)





# COMMENTS

## TOWN OF JACKSON, TETON COUNTY, AND NATIONAL PARK SERVICE



# **Fly Quiet Program**

**January 1<sup>st</sup>, 2023 – September 30<sup>th</sup>, 2023**

**3<sup>rd</sup> Quarter Update**

**Jackson Hole Airport**  
**November 8<sup>th</sup>, 2023**



## Goal of Fly Quiet

Encourage pilots to fly quieter aircraft and to utilize procedures that minimize noise over Grand Teton National Park as well as noise sensitive areas of our community.



# Fly Quiet Overview

- ❖ Measures noise abatement goals/metrics and awards users that best achieve those goals
- ❖ Continually redefines and expands noise reduction goals using multiple metrics and measures
- ❖ Local initiative; operator involvement is critical
- ❖ Provides information to users on how to improve their operations
- ❖ Publicly recognizes, both locally and nationally, the top scoring operators





# Fly Quiet Program Elements and Bonuses

ELEMENTS	Goal	Measure
<b>Fleet Quality</b>	Acknowledge/encourage operators to fly the quietest aircraft	<ul style="list-style-type: none"> <li>• FAA Aircraft Certificated Stage Noise Level</li> <li>• Stage 5 is highest</li> </ul>
<b>Minimize Higher Noise Events</b>	Minimize the highest aircraft noise events from individual overflights	<ul style="list-style-type: none"> <li>• Track % higher noise events per total operations</li> <li>• Zero high events the highest score (100%)</li> </ul>
<b>Minimize Violation of Voluntary Curfew</b>	Rated upon number of times an operation occurred during the voluntary curfew hours <i>9:30 pm to 7 am for GA arrivals and departures</i> <i>11:30 pm to 6:00 am for arrivals (Commerical)</i> <i>10:00 pm to 6:00 am for departures (Commerical)</i>	<ul style="list-style-type: none"> <li>• Number of flights in curfew hours</li> <li>• <u>Low score</u> is based upon <u>greater number</u> of curfew violations</li> <li>• Zero curfew operations is the highest score (100%)</li> </ul>
<b>Flight Procedure Compliance</b>	Acknowledge/encourage operators to fly the three noise abatement procedures	<ul style="list-style-type: none"> <li>• Three procedures evaluated with results combined into one score</li> <li>• Rated on % of flights following procedure goal</li> <li>• Full compliance is the highest score (100%)</li> </ul>
BONUSES	Goal	Measure
<b>Quiet Fleet Bonus</b>	Acknowledge/encourage operators that operate the very quietest aircraft	<ul style="list-style-type: none"> <li>• Aircraft that are at least 10 dB quieter than the Stage 5 standard. Up to 5 points for percent of fleet that is Stage 5+</li> </ul>
<b>Fly New Procedure Bonus</b>	Flying the new arrival procedure	<ul style="list-style-type: none"> <li>• Rated on the number of flights flying procedure 1 or more given 1 point and 5 or more 2 points and so on (up to 5 bonus points)</li> </ul>



# Fly Quiet Scoring

## ❖ Scoring System

- Results based on a 0-100 scoring system
- **100** is considered the best possible score with the potential for additional bonus points
- Overall best score is sum of the points for all four categories plus bonus points
- The highest scoring operations are rated as Top Tier and the lowest are rated as Low Tier

## ❖ Notifications and Acknowledgements

- Both Best and Poor operators in each category below

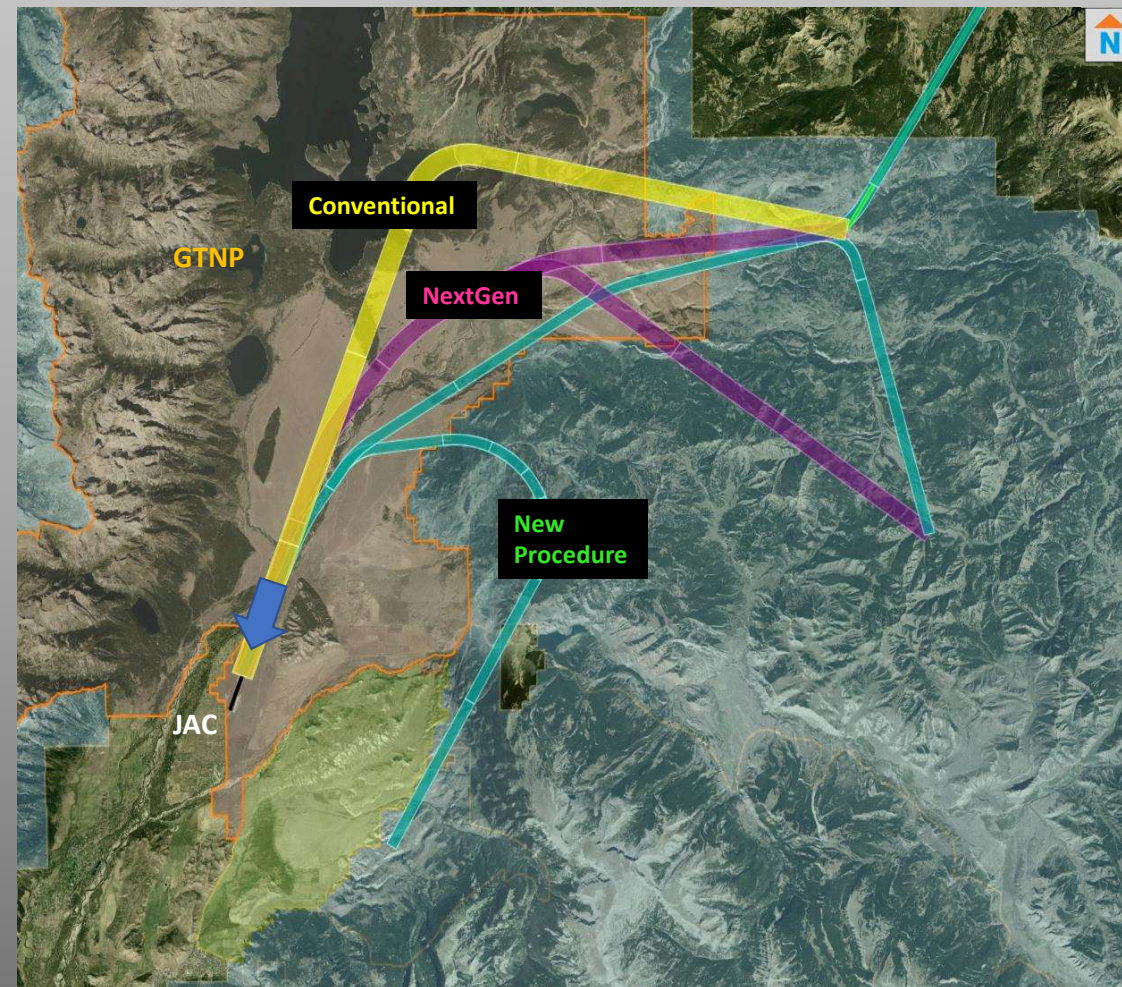
## ❖ Operations are categorized by type of operator and number of operations

CATEGORY OF OPERATOR	CLASSIFICATION BY NUMBER OF ANNUAL OPERATIONS
Commercial and Regional Airlines	Minimum of 12 operations
GA Fleets (i.e. fractional owners/fleets also referred to as Part 135)	-Operators with 30 or more flights -Operators with between 30 and 12 operations
Single Owner/ Operator (i.e., N1234)	-Operators with 30 or more flights -Operators with between 30 and 12 operations

FLY QUIET RATING	FLY QUIET
FQ Top Tier	90-100+
FQ Compliant	70-89.9
FQ Low Tier	0-69.9



## South Arrival Procedures over GTNP (Conventional / NextGen / New Procedure)



### ❖ NextGen Flight Path Compliance

- Flying NextGen path vs conventional path

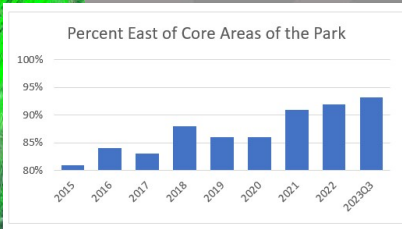
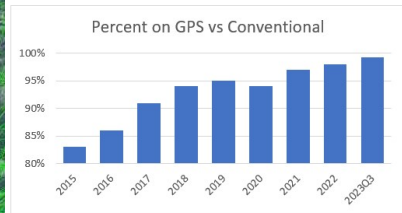
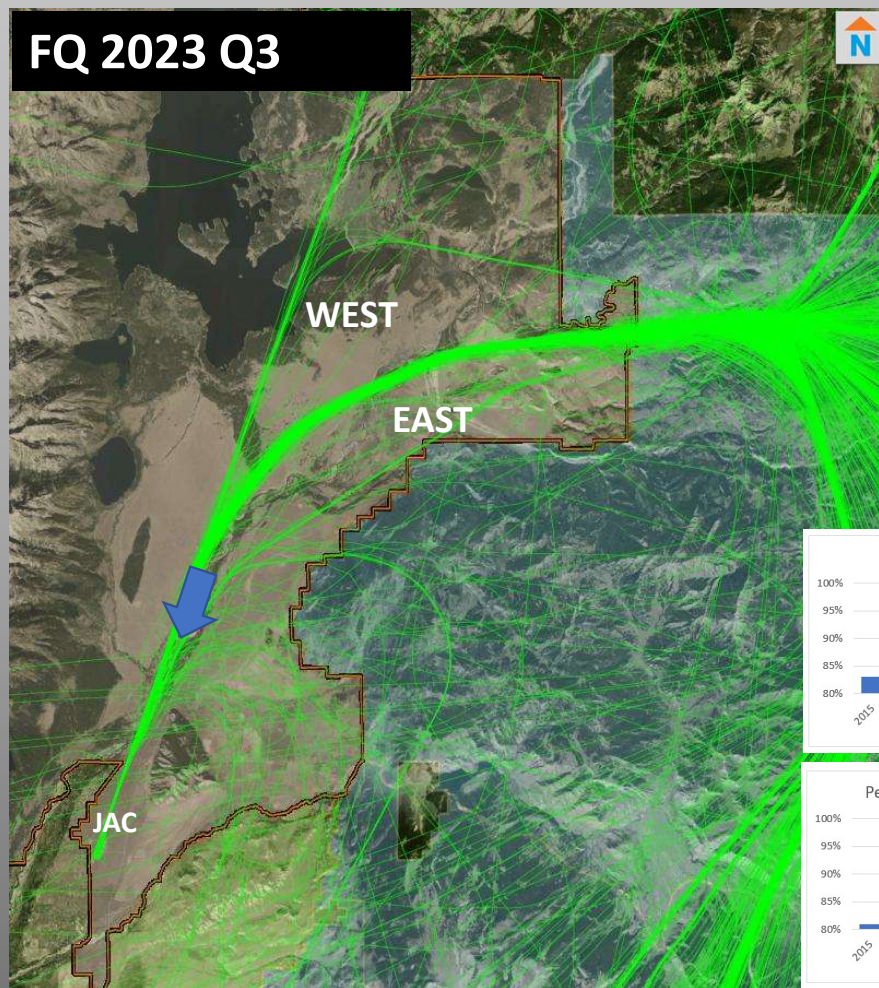
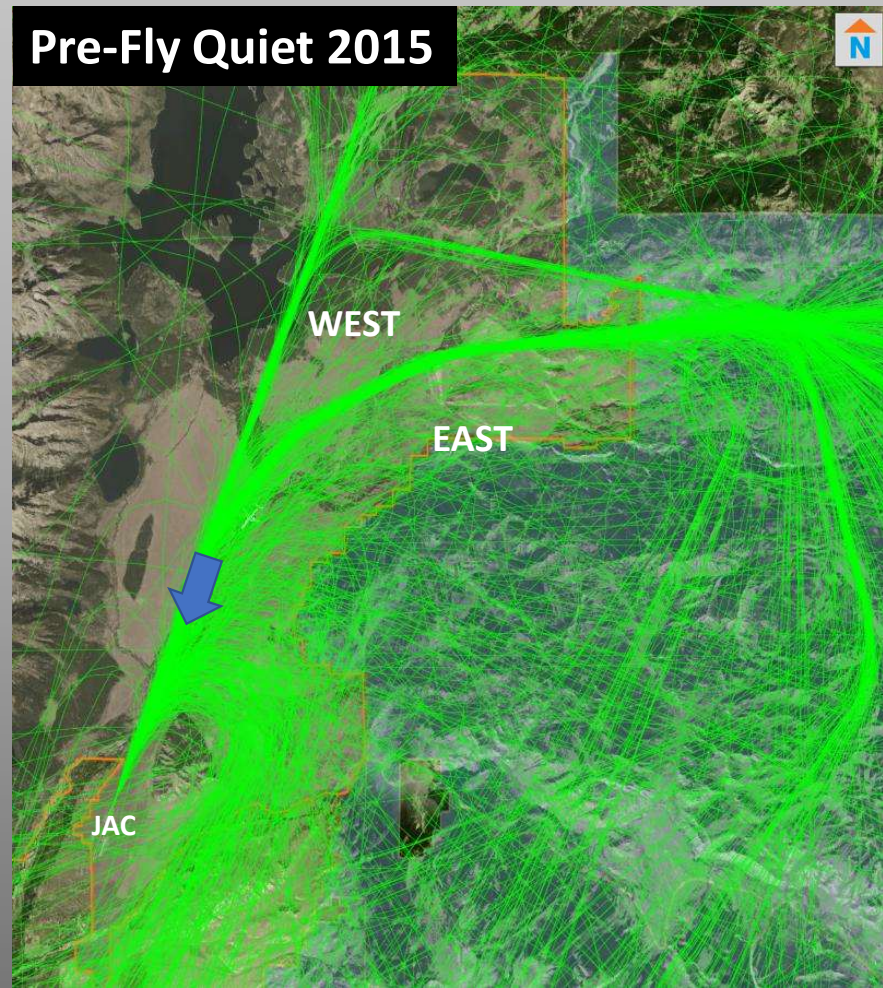
### ❖ East of NextGen Flight Path

- Flying on or east of NextGen path vs west of path closer to core activity areas of the Park

### ❖ New Procedure Flight Path

- Bonus points for flying the new procedure

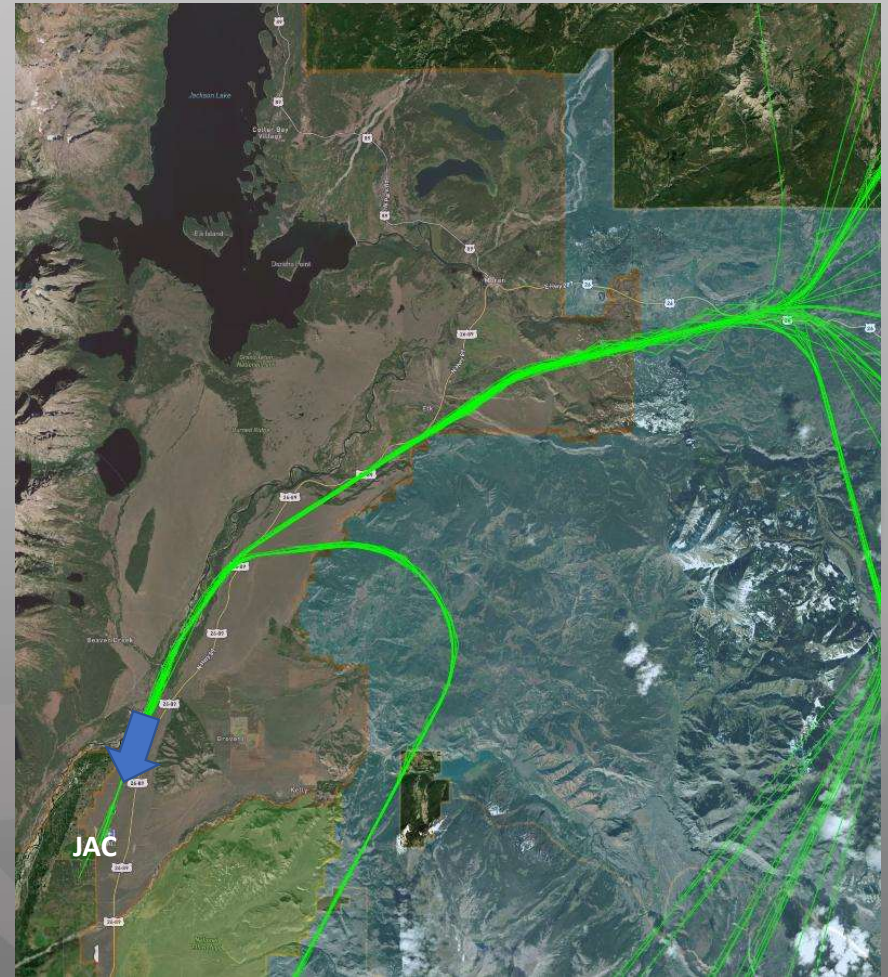
# Arrival Flight Tracks over GTNP (Pre-Fly Quiet 2015 vs. 2023 Q3)



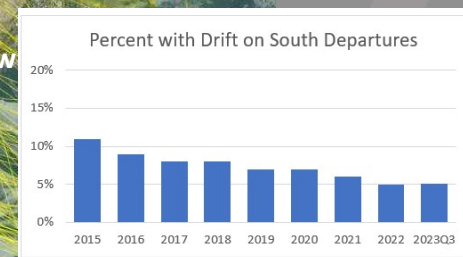
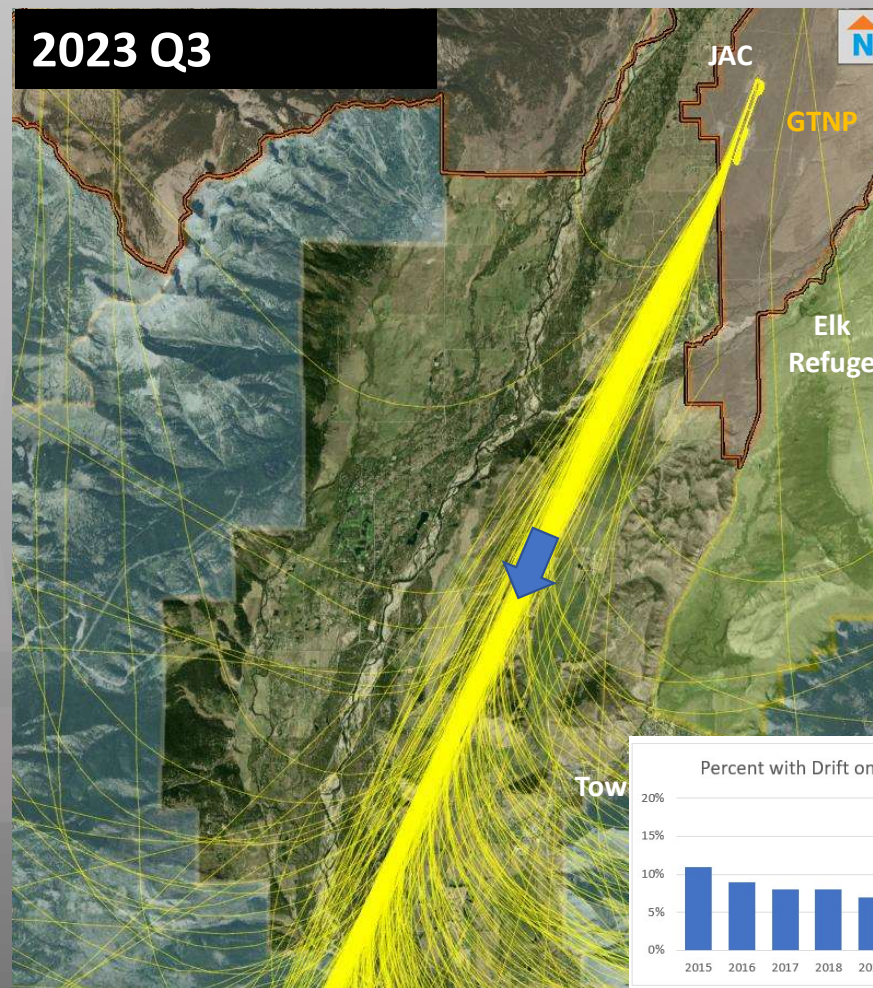
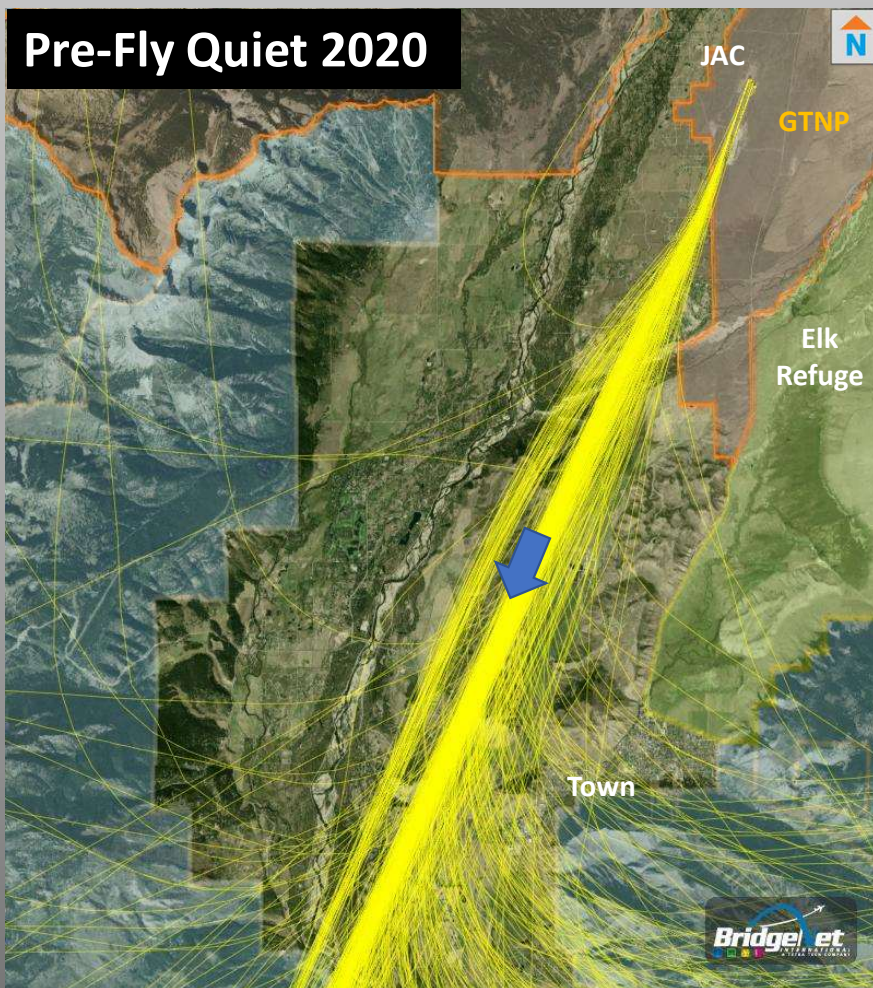


# New Procedure Arrival Usage 2023 Q3

- ❖ Procedure first utilized in July 2022
- ❖ **68** flights used the procedure through 2023 Q3
- ❖ All commercial operators used it
- ❖ Delta, SkyWest and Alaska are largest users of procedure
- ❖ NetJets also flew the procedure



# South Departure Flight Procedures (Pre-Fly Quiet 2020 vs. 2023 Q3)





# GA Fleets

24 Operations per year or greater – Fly Quiet Score 2023 Q3

OPERATOR				FLY QUIET ELEMENTS				BONUSES			OVERALL	
Code	Operator	Total Ops	Primary Aircraft Type	Quiet Fleet Score (25 Points)	Follow Procedures Score (25 points)	Quieter Events Score (25 Points)	Voluntary Curfew Score (25 Points)	Quiet Fleet Bonus (5 pts)	Fly Procedure Bonus (5 pts)	-	Total Fly Quiet Score	Fly Quiet Rating Expectation
YEL	Summit Aviation	44	E55P	25.0	23.0	25.0	25.0	5.0	0.0		103.0	FQ Top Tier
XOJ	XOJet	78	C750	24.7	22.8	25.0	25.0	4.1	0.0		101.6	FQ Top Tier
KOW	Baker Aviation	30	C750	25.0	20.5	25.0	25.0	5.0	0.0		100.5	FQ Top Tier
UJC	Ultimate Air Shuttle	28	C750	25.0	16.7	25.0	25.0	5.0	0.0		96.7	FQ Top Tier
XSR	Airshare	56	E55P	24.8	17.9	25.0	25.0	3.0	0.0		95.7	FQ Top Tier
TIV	Thrive Aviation	104	C700	25.0	20.1	25.0	22.0	1.5	0.0		93.6	FQ Top Tier
JTZ	Nicholas Air	66	E55P	24.9	19.0	23.0	22.0	3.6	0.0		92.5	FQ Top Tier
WMN	Trident Aircraft	32	LJ60	24.7	18.3	22.4	22.0	4.7	0.0		92.1	FQ Top Tier
PFT	Paragon Airways	25	C56X	24.5	16.7	22.5	25.0	2.0	0.0		90.6	FQ Top Tier
EJA	NetJets Aviation	2,903	C68A	24.8	21.3	24.0	16.0	3.0	1.0		90.1	FQ Top Tier
FTH	Mountain Aviation	369	C750	24.9	19.5	23.3	18.0	3.4	0.0		89.2	FQ Compliant
FWK	Flightworks	48	GALX	22.2	25.0	16.7	25.0	0.2	0.0		89.0	FQ Compliant
PGR	Prestige Air Group	30	PRM1	23.4	18.3	22.1	25.0	0.0	0.0		88.8	FQ Compliant
JTL	Jet Linx	116	C56X	22.9	14.4	23.1	25.0	0.8	0.0		86.2	FQ Compliant
LXJ	Bombardier FlexJet	1,566	E545	24.6	19.7	23.4	16.0	2.5	0.0		86.1	FQ Compliant
JRE	Fly Exclusive	272	C56X	24.3	12.3	23.4	22.0	1.7	0.0		83.6	FQ Compliant
WSP	Verijet	27		25.0	8.7	25.0	19.0	5.0	0.0		82.7	FQ Compliant
EDG	Jet Edge	387	CL30	23.9	20.6	19.0	19.0	0.0	0.0		82.5	FQ Compliant
DPJ	Wheels Up Private Jets	50	BE40	18.8	20.5	17.1	25.0	0.0	0.0		81.4	FQ Compliant
EJM	Executive Jet Management	320	GLF4	22.7	21.0	18.5	18.0	0.7	0.0		80.9	FQ Compliant
SLH	Silverhawk Aviation	28	C56X	22.6	13.3	22.5	22.0	0.0	0.0		80.4	FQ Compliant
CYO	Air Transport (ATI Jet)	61	LJ60	25.0	3.1	25.0	22.0	5.0	0.0		80.1	FQ Compliant
TWY	Sunset Aviation	263	GLF6	22.7	20.3	20.1	16.0	0.0	0.0		79.0	FQ Compliant
PXT	Pacific Coast Jet	39	C25B	24.7	10.9	23.5	18.0	1.8	0.0		78.8	FQ Compliant
GAJ	Wheels Up Gama Aviation	48	C56X	25.0	2.5	25.0	25.0	1.0	0.0		78.5	FQ Compliant
RGY	Regency Airlines	37	BE40	15.4	25.0	11.2	25.0	0.0	0.0		76.6	FQ Compliant
HER	Hera Flight	24	C750	24.3	4.3	21.2	22.0	3.8	0.0		75.4	FQ Compliant
XLJ	XCEL JET	26	LJ40	24.6	0.0	25.0	25.0	0.0	0.0		74.6	FQ Compliant
JCY	Aerius Management	39	C25B	24.2	0.9	23.0	25.0	0.0	0.0		73.2	FQ Compliant
TTE	Avcenter	134	C560	21.7	3.5	20.1	25.0	0.8	0.0		71.1	FQ Compliant
SGO	Admiral Beverage	106	H25B	15.9	25.0	5.2	25.0	0.0	0.0		71.1	FQ Compliant
OKC	Private Jets	57	BE40	19.6	15.6	12.1	22.0	0.0	0.0		69.3	FQ Low Tier
WDY	Phoenix Airline Services	33	GA6C	21.7	3.0	12.5	25.0	0.0	0.0		62.2	FQ Low Tier
CBC	CLYDE COMPANIES INC	36	C25A	24.5	4.5	12.5	20.0	0.0	0.0		61.5	FQ Low Tier



# GA Fleets

Between 23 and 9 Operations per year – Fly Quiet Score 2023 Q3

OPERATOR			OVERALL	
Code	Operator	Total Ops	Total Fly Quiet Score	Fly Quiet Rating Expectation
VNT	Rise to the Challenger	10	98.2	FQ Top Tier
TMB	Volato	23	96.2	FQ Top Tier
IJA	International Jet Aviation	21	96.0	FQ Top Tier
DJR	Desert Jet	18	95.7	FQ Top Tier
STV	Saturn Aviation	19	95.6	FQ Top Tier
ASP	AirSprint	20	94.9	FQ Top Tier
SIS	Silver Air Airlines	22	94.5	FQ Top Tier
LFG	Unrestricted Climb	12	93.5	FQ Top Tier
MVJ	Mira Vista Aviation	10	93.4	FQ Top Tier
KPO	NXT Jet	20	90.8	FQ Top Tier
KFB	STAjets	14	87.5	FQ Compliant
XSM	Steelman Aviation Inc	12	86.6	FQ Compliant
SJA	Sawyer Aviation	20	85.2	FQ Compliant
CNS	Cobalt Air	14	83.0	FQ Compliant
COL	SC Aviation	22	82.4	FQ Compliant
JAS	Jet Aviation Flight Services	9	81.3	FQ Compliant
LKF	Aviation Advisor	10	80.3	FQ Compliant
WWI	Worldwide Jet Charter	20	78.3	FQ Compliant
BLK	Aero Black (USAC Airways)	16	77.6	FQ Compliant
PRE	Precision Airlines	14	75.7	FQ Compliant
DRL	Omini Air Transport	14	75.1	FQ Compliant
CWG	Clear Wing	12	71.9	FQ Compliant
DLX	Dreamline Aviation	22	71.8	FQ Compliant
TFF	Talon Air	14	62.9	FQ Low Tier
RNI	Rennia Aviation LLC	11	59.5	FQ Low Tier





# Single Operator

24 Operations per year or greater – Fly Quiet Score 2023 Q3

OPERATOR			OVERALL	
Code	Operator	Total Ops	Total Fly Quiet Score	Fly Quiet Rating Expectation
N894KS	KS Air Charter, LLC	50	101.5	FQ Top Tier
N924TC	RLC Aviation, LLC	28	99.7	FQ Top Tier
N31SS	SEGAL LAW FIRM	28	97.9	FQ Top Tier
N560TW	T.W. Lewis Aviation, LLC	43	96.7	FQ Top Tier
N482PG	GATES GROUP AIR LLC	62	96.7	FQ Top Tier
N82RL	604, LLC	32	95.6	FQ Top Tier
N525PB	JCL Aviation, LLC	38	95.4	FQ Top Tier
N440AF	Vela Flight, LLC	28	95.2	FQ Top Tier
N50AG	TVPX Aircraft Solutions, Inc.	36	92.5	FQ Top Tier
N980CC	FJ20 166 LLC	36	91.5	FQ Top Tier
N122WY	Strategic Organizational Mana...	33	91.4	FQ Top Tier
N281EB	Swan, Erik	26	91.1	FQ Top Tier
N793KK	Banc of America Leasing & Ca...	25	89.7	FQ Compliant
N30MZ	Wildwood Yonder, LLC	33	89.2	FQ Compliant
N585WT	Kedec Services, LLC	29	86.1	FQ Compliant
N211PB	JOUST CAPITAL III LLC	81	80.6	FQ Compliant
N900BC	CSMS Management, LLC	48	80.2	FQ Compliant
N611MP	Air Elements, LLC	36	73.6	FQ Compliant
N102WY	State of Wyoming - Dept. of Tr...	24	65.3	FQ Low Tier
N307GP	AIR CASHMERE LLC	44	54.5	FQ Low Tier



# Single Operator Part 1

Between 23 and 9 Operation per Year – Fly Quiet Score 2023 Q3

Code	Operator	Total Ops	Total Fly Quiet Score	Fly Quiet Rating Expectation
N124MV	RC Aviation, LLC	22	105.0	FQ Top Tier
N334GV	GRANDVIEW AVIATION LLC	16	105.0	FQ Top Tier
N393BU	Meredith Operations Corp	16	105.0	FQ Top Tier
N555QB	Her Honor, Inc.	12	105.0	FQ Top Tier
N606AW	AURORA VENTURES LLC	10	105.0	FQ Top Tier
N680MB	Ironstate East West, LLC	10	105.0	FQ Top Tier
N113HX	Happytimes Aviation, LLC	16	100.5	FQ Top Tier
N640AF	Vela Flight 2, LLC	16	100.0	FQ Top Tier
N898TW	FWN LLC	10	100.0	FQ Top Tier
N525JN	Portkey525, LLC	12	99.2	FQ Top Tier
N310GV	IBW Air Services, LLC	10	98.3	FQ Top Tier
N605RT	Mountaingate, LLC	16	98.2	FQ Top Tier
N928GC	Moorland Promontory, LLC	10	97.2	FQ Top Tier
N7SG	Latitude 33 Aviation, LLC	22	97.0	FQ Top Tier
N319GG	GG AVIATION LLC	10	96.8	FQ Top Tier
N265AV	Avmax Aircraft Leasing, Inc.	10	96.7	FQ Top Tier
N450JF	Wasatch Aviation Group 450, L...	12	96.7	FQ Top Tier
N917FH	Global Transport Four, LLC	10	96.7	FQ Top Tier
N9147H	CF Leasing, LLC	10	95.4	FQ Top Tier
N813FM	Kevin Parra Aviation, LLC	12	95.3	FQ Top Tier
N90KC	Davinci Jets, LLC	10	95.2	FQ Top Tier
N1866M	Spirit of BFC LLC	22	95.0	FQ Top Tier

Code	Operator	Total Ops	Total Fly Quiet Score	Fly Quiet Rating Expectation
N41JD	HOUSTON JET DIRECT MANAG...	18	94.9	FQ Top Tier
N880SP	Global Jet Capital	18	94.8	FQ Top Tier
N2RF	Harberton, LLC	12	94.4	FQ Top Tier
N757PC	RPC STRATEGIES LLC	10	93.3	FQ Top Tier
N14CJ	JH Aircraft Management, Inc.	13	92.7	FQ Top Tier
N104QT	FREEBASE HOLDING LLC	22	92.2	FQ Top Tier
N393BW	Meredith Operations Corp	16	91.9	FQ Top Tier
N565AB	CCA HOLDINGS LLC	10	91.9	FQ Top Tier
N307EL	Eli Lilly and Company	10	91.3	FQ Top Tier
N881VP	Citation Technology Partners, L...	19	91.3	FQ Top Tier
N324FP	Fox Paine & Company, LLC	9	90.7	FQ Top Tier
N532LW	Go Fast, LLC	14	90.5	FQ Top Tier
N300TU	Flying Amici Aviation, LLC	19	90.0	FQ Top Tier
N43FE	Federal Express Leasing Corpor...	10	90.0	FQ Top Tier
N54PV	Moss Lane Ventures, LLC	22	89.8	FQ Compliant
N44GF	Ace Aviation Service, LLC	22	89.5	FQ Compliant
N606HP	G200-116, LLC	10	89.5	FQ Compliant
N560U	CSMS MANAGEMENT LLC	18	89.1	FQ Compliant
N393BZ	FALCON HOLDINGS II LLC	16	89.1	FQ Compliant
N818NX	Silver Monkey, LLC	14	89.0	FQ Compliant
N1908W	Bridge Funding Group, Inc.	10	88.7	FQ Compliant
N4840W	Launchequity Partners, LLC	10	88.7	FQ Compliant
N406LA	Locati Architects, LLC	15	88.1	FQ Compliant
N888ZA	Afiniti, Inc.	12	87.9	FQ Compliant
N970CC	FJ20 166, LLC	23	87.9	FQ Compliant
N391DT	Apogee Finance, LLC	10	87.8	FQ Compliant
N279D	Hawkeye Group, LLC	18	87.5	FQ Compliant



# Single Operator Part 2

Between 23 and 9 Operation per Year – Fly Quiet Score 2023 Q3

OPERATOR			OVERALL	
Code	Operator	Total Ops	Total Fly Quiet Score	Fly Quiet Rating Expectation
N100ED	Candybar Aviation, LLC	12	87.4	FQ Compliant
N812BP	Del Papa Holdings, LLC	18	87.0	FQ Compliant
N393SG	N393SG, LLC	18	86.9	FQ Compliant
N134FM	Peno Bottom Aircraft, LLC	10	86.7	FQ Compliant
N253XS	XS Air, LLC	14	85.7	FQ Compliant
N819AP	Sky Partners Inc.	14	85.1	FQ Compliant
N245MG	SMGM, LLC	9	84.1	FQ Compliant
N61FT	LJK AVIATION LLC	14	83.8	FQ Compliant
N752WJ	CX 34, LLC	14	83.3	FQ Compliant
N872J	Jacksons Food Stores, Inc.	18	82.8	FQ Compliant
N197LL	Accelero, LLC	12	82.8	FQ Compliant
N37MD	JLM Jet 1, LLC	12	82.4	FQ Compliant
N312PV	Kleinheinz Capital Partners, Inc.	12	82.1	FQ Compliant
N115LF	REGISTRATION PENDING	15	81.7	FQ Compliant
N294X	U S BANK NA	11	81.6	FQ Compliant
N378TP	Development Authority of Cob...	12	80.4	FQ Compliant
N876UC	RPS Holdings, Inc.	22	80.0	FQ Compliant
N939AJ	Jet Aviation Flight Services, Inc.	10	78.3	FQ Compliant
N583AJ	Come Fly With Me, LLC	11	78.2	FQ Compliant
N428JE	Jacksons Food Stores, Inc.	18	77.1	FQ Compliant
N79LE	CIRCLE AROUND 1 LLC	9	75.4	FQ Compliant
N560AW	Aurora Ventures, LLC	10	75.0	FQ Compliant
N414FW	Iron Steel and Dirt, LLC	10	74.2	FQ Compliant
N1BL	Little Angel, LLC	12	71.6	FQ Compliant
N233MW	Mammoth Jets 1 LLC	10	70.7	FQ Compliant
N608JR	Excel Aviation, LLC	22	70.7	FQ Compliant
N101WY	State of Wyoming - Dept. of Tr...	22	70.3	FQ Compliant

OPERATOR			OVERALL	
Code	Operator	Total Ops	Total Fly Quiet Score	Fly Quiet Rating Expectation
N424SK	Central Iowa Aviation, LLC	12	67.7	FQ Low Tier
N585KS	Air Elements, LLC	20	66.0	FQ Low Tier
N950SF	Teton Sales and Leasing, LLC	15	65.9	FQ Low Tier
N391B	Battelle Memorial Institute	10	65.5	FQ Low Tier
N521DC	CAS Transportation, LLC	10	64.5	FQ Low Tier
N750ML	Lincoln Industries, Inc.	15	62.7	FQ Low Tier
N420SM	N143BL LLC	18	62.1	FQ Low Tier
N204BG	Precision Aviation, Inc.	14	59.2	FQ Low Tier
N188TH	Thorair, LLC	11	58.9	FQ Low Tier
N73VR	Victor Romeo Aviation LLC	18	54.1	FQ Low Tier
N650SG	Merlin One Aircraft, LLC	10	47.0	FQ Low Tier
N430SA	PDIA, LLC	17	46.4	FQ Low Tier

# Working with Individual Operators

- ❖ Contacted nineteen Low Scoring operators, as well as operators that flew during curfew hours, to show them how to improve their scores
- ❖ Developed a detailed report to send to operators showing their results
- ❖ Developed a guide on how to improve scores – available on the Airport’s website

Operator							
Year	Code	Operator					
2023	TTE	Avcenter					

Overall Fly Quiet Score								
Quiet Fleet Score (25 Points)	Follow Procedures Score (25 points)	Quieter Events Score (25 Points)	Voluntary Curfew Score (25 Points)	Quiet Fleet Bonus (5 pts)	Fly RNP Bonus (5 pts)	Sustainability Bonus (5 pts)	Total Fly Quiet Score	Fly Quiet Rating Expectation
21.7	3.5	20.1	25.0	0.8	0.0	0.0	71.1	FQ Compliant

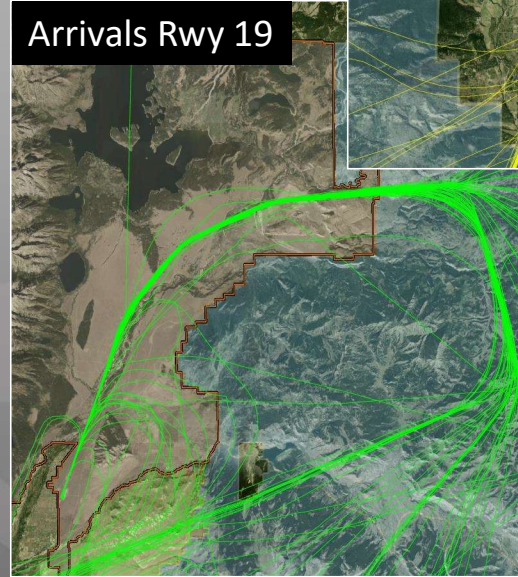
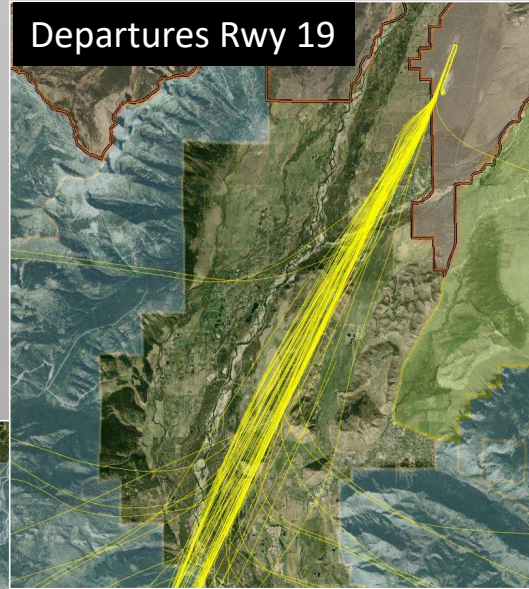
Fleet Quality and Quiet Fleet Bonus Score Details						
Total Annual Ops	Primary Aircraft	Avg Fleet Margin (dB)	Quiet Fleet Score (25 pts)	Total Stage 5 Plus Ops	Percent Stage 5 Plus	Quiet Fleet Bonus (5 pts)
134	C560	21.9	21.7	22	16%	0.8

Follow Procedures Score Details										
Total GPS v CONV	Valid GPS v CONV	Percent GPS v CONV	Total East v West	Valid East v West	Percent East v West	Total South Flights	Valid Without Drift	Percent Without Drift	Percent All Proc	Follow Procedures Score (25 points)
40	40	100.0%	56	53	94.6%	61	25	41.0%	78.5%	3.5

High Events and Voluntary Curfew Score Details					
Total High Events	Percent High Events per Operation	Quiet Events Score (25 points)	Curfew Ops	Percent Comply Curfew	Voluntary Curfew Score (25 points)
9	90.2%	20.1	0	100.0%	25.0



Fleet Quality Operational Details						
Year	Code	Aircraft	Description	Total Operations	Total Stage 5 Plus Operations	Aircraft Margin (dB)
2023	TTE	C525	Cessna 525 CITATION CJ1	22	22	33.8
2023	TTE	C560	560 Citation 5	66	0	12.9
2023	TTE	C56X	560XL Citation EXCEL	46	0	29.2
<b>Total</b>				<b>134</b>	<b>22</b>	

Voluntary Curfew Hours Operations						
Flight Time	D/A	Aircraft	Flight ID	Ship No	Runway	Org/Dest

# Commercial – Fly Quiet Score 2023 Q3

OPERATOR				FLY QUIET ELEMENTS				BONUSES			OVERALL	
Code	Operator	Total Ops	Primary Aircraft Type	Quiet Fleet Score (25 Points)	Follow Procedures Score (25 points)	Quieter Events Score (25 Points)	Voluntary Curfew Score (25 Points)	Quiet Fleet Bonus (5 pts)	Fly Procedure Bonus (5 pts)	-	Total Fly Quiet Score	Fly Quiet Rating Expectation
SKW	Skywest Airlines	1,508	E75L	17.4	23.9	21.3	25.0	0.0	2.0		89.6	FQ Compliant
AAL	American Airlines	1,413	A319	18.3	24.3	22.9	22.0	0.0	1.0		88.5	FQ Compliant
ASA	Alaska Airlines	323	B737	17.7	21.1	19.5	25.0	0.0	2.0		85.3	FQ Compliant
DAL	Delta Air Lines	2,038	A319	18.2	24.5	19.9	19.0	0.0	2.0		83.5	FQ Compliant
UAL	United Airlines	3,028	A320	17.9	24.3	18.8	18.0	0.0	2.0		81.0	FQ Compliant
SCX	Sun Country Airlines	42	B738	17.5	25.0	5.6	25.0	0.0	0.0		73.1	FQ Compliant

## Voluntary Curfew Operations:

- United 4 Departures
- Delta 3 Departures
- American 1 Departure

*All were departures between 10:06 pm and 11:15 pm after the 10:00 pm voluntary curfew time for commercial departures*

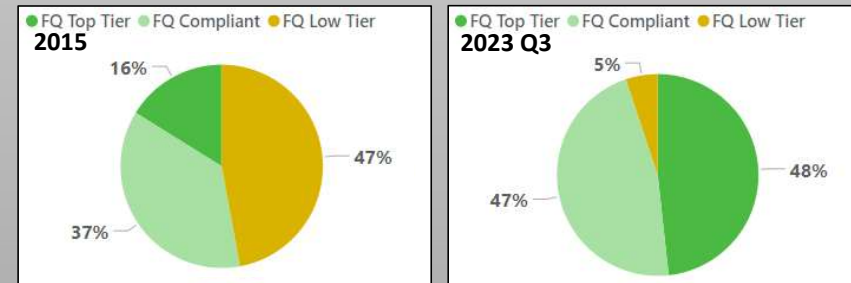


# Summary (1/3)

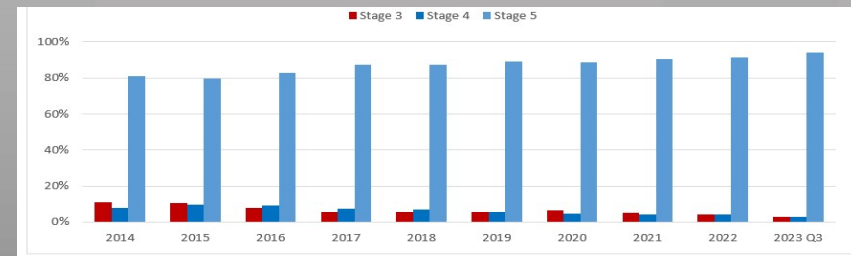
Fly Quiet shows a continued overall trend of improvement or steady levels of Fly Quiet noise measures

- Percent of Total Aircraft Operations in the FQ Top TIER is increasing
- GA jet **Fleet Quality** shows trends in greater use of newer generation (quieter) Stage 5 aircraft and less of the older (louder) Stage 3/Stage 4 aircraft. Commercial not yet changing.
- Aircraft are following the **flight procedure goals** with greater than 90% compliance and showing trends of year-over-year increased compliance.

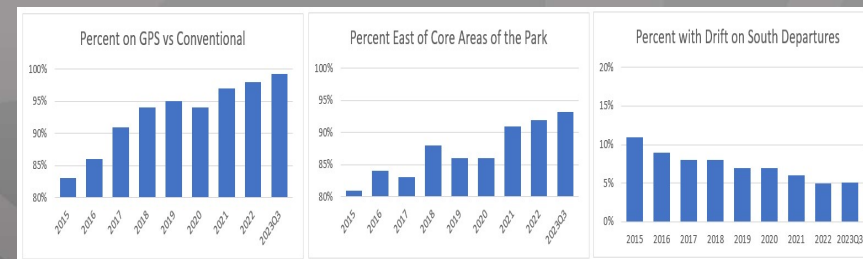
Percent Total Operations by FQ TIER (2015 vs 2023 Q3)



GA Jet Percent Stage Certification Level



Flight Procedures Compliance (2015-2023 Q3)





## Summary (2/3)

- ❖ The total number of **voluntary curfew** jet operations increased with the expanded curfew hours.
  - The increase is due to the additional hours
  - Initial data shows a trend in less curfew operations during expanded hours (9:30 to 11:00 pm and 6:00 to 7:00 am) than in the prior year.
  
- ❖ The percentage of **higher noise level events** per operation are reducing as older technology jet aircraft leave the fleet and Fly Quiet efforts continue.



# Summary (3/3)

- ❖ Operators are paying attention and inquiring how they can improve.
- ❖ Developed a “Self Help Guide” for operators to use as a tool to evaluate their performance and address specific areas where they may be deficient along with methods to improve.
- ❖ Some operators have moved up in the ranking scale.
- ❖ Without this Program, operators would not be aware of how they may be affecting the Park and the community or how to improve.

## Top Scoring Operators

### GA Fleet

OPERATOR			OVERALL	
Code	Operator	Total Ops	Total Fly Quiet Score	Fly Quiet Rating Expectation
YEL	Summit Aviation	44	103.0	FQ Top Tier
XOJ	XOJet	78	101.6	FQ Top Tier
KOW	Baker Aviation	30	100.5	FQ Top Tier
UJC	Ultimate Air Shuttle	28	96.7	FQ Top Tier
XSR	Airshare	56	95.7	FQ Top Tier

### Single Operator

OPERATOR			OVERALL	
Code	Operator	Total Ops	Total Fly Quiet Score	Fly Quiet Rating Expectation
N894KS	KS Air Charter, LLC	50	101.5	FQ Top Tier
N924TC	RLC Aviation, LLC	28	99.7	FQ Top Tier
N31SS	SEGAL LAW FIRM	28	97.9	FQ Top Tier
N560TW	T.W. Lewis Aviation, LLC	43	96.7	FQ Top Tier
N482PG	GATES GROUP AIR LLC	62	96.7	FQ Top Tier





# Historical Fly Quiet Score and Number of Curfew Operations

Operators with the Highest Number of Annual Operations at Jackson Hole Airport

ANNUAL FLY QUIET SCORE FOR OPERATORS WITH HIGHEST NUMBER OF OPERATIONS										
Operator	Operator Name	2015	2016	2017	2018	2019	2020	2021	2022	2023
EDG	Jet Edge	52.3	60.4	73.8	92.3	63.6	82.7	75.3	75.4	82.5
EJA	NetJets Aviation	67.3	71.0	75.6	79.2	81.2	80.3	85.4	89.6	90.1
EJM	Executive Jet Management	63.9	58.4	71.9	77.2	82.9	80.9	79.8	82.1	80.9
FTH	Mountain Aviation	67.9	63.4	82.0	77.0	86.0	89.0	87.0	89.6	89.2
LXJ	Bombardier FlexJet	70.6	69.4	73.9	78.1	78.1	80.9	84.1	88.5	86.1
OPT	Flight Options	64.6	69.6	77.8	80.9	84.9		77.9		
TTE	Avcenter	57.4	51.3	62.7	63.9	61.1	54.1	59.4	54.2	71.1
TWY	Sunset Aviation	92.1	81.6	82.6	82.8	90.8	73.8	79.3	77.1	79.0
XOJ	XOJet	75.1	79.4	84.5	87.5	83.9	89.3	89.0	97.0	101.6

CURFEW OPERATIONS DURING NEW EXPANDED HOURS (9:30PM TO 7:00 AM)										
Operator	Operator Name	2015	2016	2017	2018	2019	2020	2021	2022	2023
EDG	Jet Edge	4	0	1	0	2	0	2	1	3
EJA	NetJets Aviation	49	55	50	55	39	27	55	51	28
EJM	Executive Jet Management	2	3	6	6	0	1	3	5	4
FTH	Mountain Aviation	3	1	2	5	1	4	8	6	4
LXJ	Bombardier FlexJet	7	10	17	14	22	16	28	31	27
OPT	Flight Options	12	10	5	7	6		0		
TTE	Avcenter	4	5	6	11	18	9	2	4	0
TWY	Sunset Aviation	0	1	4	4	0	12	14	9	6
XOJ	XOJet	2	2	2	2	4	0	3	0	0

PERCENT OF TOTAL OPERATIONS IN THE VOLUNTARY CURFEW PERIOD										
Operator	Operator Name	2015	2016	2017	2018	2019	2020	2021	2022	2023
EDG	Jet Edge	11.4%	0.0%	2.6%	0.0%	2.9%	0.0%	1.6%	0.6%	0.8%
EJA	NetJets Aviation	2.7%	2.5%	2.6%	2.7%	1.7%	1.0%	1.5%	1.7%	1.0%
EJM	Executive Jet Management	1.3%	1.3%	3.1%	2.6%	0.0%	0.4%	0.9%	1.4%	1.3%
FTH	Mountain Aviation	14.3%	1.6%	2.1%	6.1%	0.8%	1.1%	2.2%	1.9%	1.1%
LXJ	Bombardier FlexJet	2.0%	1.4%	3.0%	2.2%	2.4%	1.1%	1.7%	2.3%	1.7%
OPT	Flight Options	2.9%	2.9%	1.7%	2.8%	3.2%		0.0%		
TTE	Avcenter	7.5%	5.2%	5.9%	8.6%	8.2%	8.1%	2.6%	2.5%	0.0%
TWY	Sunset Aviation	0.0%	1.7%	5.4%	3.5%	0.0%	4.8%	3.6%	2.6%	2.3%
XOJ	XOJet	0.8%	0.7%	0.7%	1.0%	1.4%	0.0%	1.0%	0.0%	0.0%



# Next Steps

## ❖ 2023 Activities

- Promote Top Tier operators
- Continue to work with Low Tier operators to improve
- Use up-to-date 2023 Q3 data to track operators
- Communicate and promote Fly Quiet quarterly with industry publications
- Advertise results in national trade magazines
- Promoted through National Business Aviation Association
- Fall outreach to operators including discussions of Fly Quiet

## ❖ 2024 Potential Changes

- Update in 2024 weighting of Curfew Operations - specifically core night hours (Midnight to 6 am)
- Report quarterly performance, as well as quarterly year to date performance
- Efforts to increase participation
- Notify/Acknowledge “Most Improved” operators



# Questions