

# Fly Quiet Program

January 1<sup>st</sup> - June 30<sup>th</sup> 2023

2<sup>nd</sup> Quarter Update

Jackson Hole Airport

September 25, 2023



# Fly Quiet Introduction

- ❖ Reminder of legal framework for Fly Quiet Program
  - Voluntary versus mandatory measures
- ❖ Recent community comments about alternate measures
  1. Ban General Aviation
  2. Permit only Stage 5 aircraft
  3. Further efforts to enforce curfew
  4. Fan aircraft on departure during summer
  5. Align flight path over highway



# Airport Board has no power to control operation of aircraft.

- ❖ The FAA has exclusive jurisdiction over the regulation of airspace, including the design of flight procedures.
- ❖ FAA air traffic controllers and pilots make individual decisions about where/how aircraft fly.
- ❖ Airport cannot
  - Tell aircraft where and how to fly
- ❖ Airport can
  - Suggest voluntary procedures
  - Facilitate discussions among FAA, Airport users and community



# Airport Board has limited power to regulate use of JAC.

- ❖ Some airports have longstanding limits on use, like mandatory curfews.
- ❖ In 1990, Congress essentially prohibited all new mandatory noise and access restrictions.
- ❖ JAC has some pre-1990 use restrictions that come from the 1983 Use Agreement.
  - The Airport cannot adopt new restrictions without FAA approval.
  - The FAA has not granted such approval for any airport and would not grant approval for JAC.



# There are no loopholes.

- ❖ JAC subject to the same rules notwithstanding location in GTNP.
- ❖ Overlapping and interlocking legal requirements
  - Preemption
  - 1990 Noise Act
  - FAA Grant Assurances
- ❖ Several communities have tried.
  - East Hampton
  - Lantana
  - Naples
  - Burbank



# Goal of Fly Quiet

Encourage pilots to fly quieter aircraft and to utilize procedures that minimize noise over Grand Teton National Park as well as noise sensitive areas of our community.



# Fly Quiet Overview

- ❖ Measures noise abatement goals/metrics and awards users that best achieve those goals
- ❖ Continually redefines and expands noise reduction goals using multiple metrics and measures
- ❖ Local initiative; operator involvement is critical
- ❖ Provides information to users on how to improve their operations
- ❖ Publicly recognizes, both locally and nationally, the top scoring operators



# Fly Quiet Program Elements and Bonuses

ELEMENTS	Goal	Measure
<b>Fleet Quality</b>	Acknowledge/encourage operators to fly the quietest aircraft	<ul style="list-style-type: none"> <li>• FAA Aircraft Certificated Stage Noise Level</li> <li>• Stage 5 is highest</li> </ul>
<b>Minimize Higher Noise Events</b>	Minimize the highest aircraft noise events from individual overflights	<ul style="list-style-type: none"> <li>• Track % higher noise events per total operations</li> <li>• Zero high events the highest score (100%)</li> </ul>
<b>Minimize Violation of Voluntary Curfew</b>	Rated upon number of times an operation occurred during the voluntary curfew hours <i>9:30 pm to 7 am for GA arrivals and departures</i>	<ul style="list-style-type: none"> <li>• Number of flights in curfew hours</li> <li>• <u>Low score</u> is based upon <u>greater number</u> of curfew violations</li> <li>• Zero curfew operations is highest score (100%)</li> </ul>
<b>Flight Procedure Compliance</b>	Acknowledge/encourage operators to fly the three noise abatement procedures	<ul style="list-style-type: none"> <li>• Three procedures evaluated with results combined into one score</li> <li>• Rated on % of flights following procedure goal</li> <li>• Full compliance is the highest score (100%)</li> </ul>

BONUSES	Goal	Measure
<b>Quiet Fleet Bonus</b>	Acknowledge/encourage operators that operate the very quietest aircraft	<ul style="list-style-type: none"> <li>• Aircraft that are at least 10 dB quieter than the Stage 5 standard. Up to 5 points for percent of fleet that is Stage 5+</li> </ul>
<b>Fly New Procedure Bonus</b>	Flying the new arrival procedure	<ul style="list-style-type: none"> <li>• Rated on the number of flights flying procedure 1 or more given 1 point and 5 or more 2 points and so on (up to 5 bonus points)</li> </ul>





# Fly Quiet Scoring

## ❖ Scoring System

- Results based on a 0-100 scoring system
- **100** is considered the best possible score with the potential for additional bonus points
- Overall best score is sum of the points for all four categories plus bonus points
- The highest scoring operations are rated as Top Tier and the lowest are rated as Low Tier

## ❖ Notifications and Acknowledgements

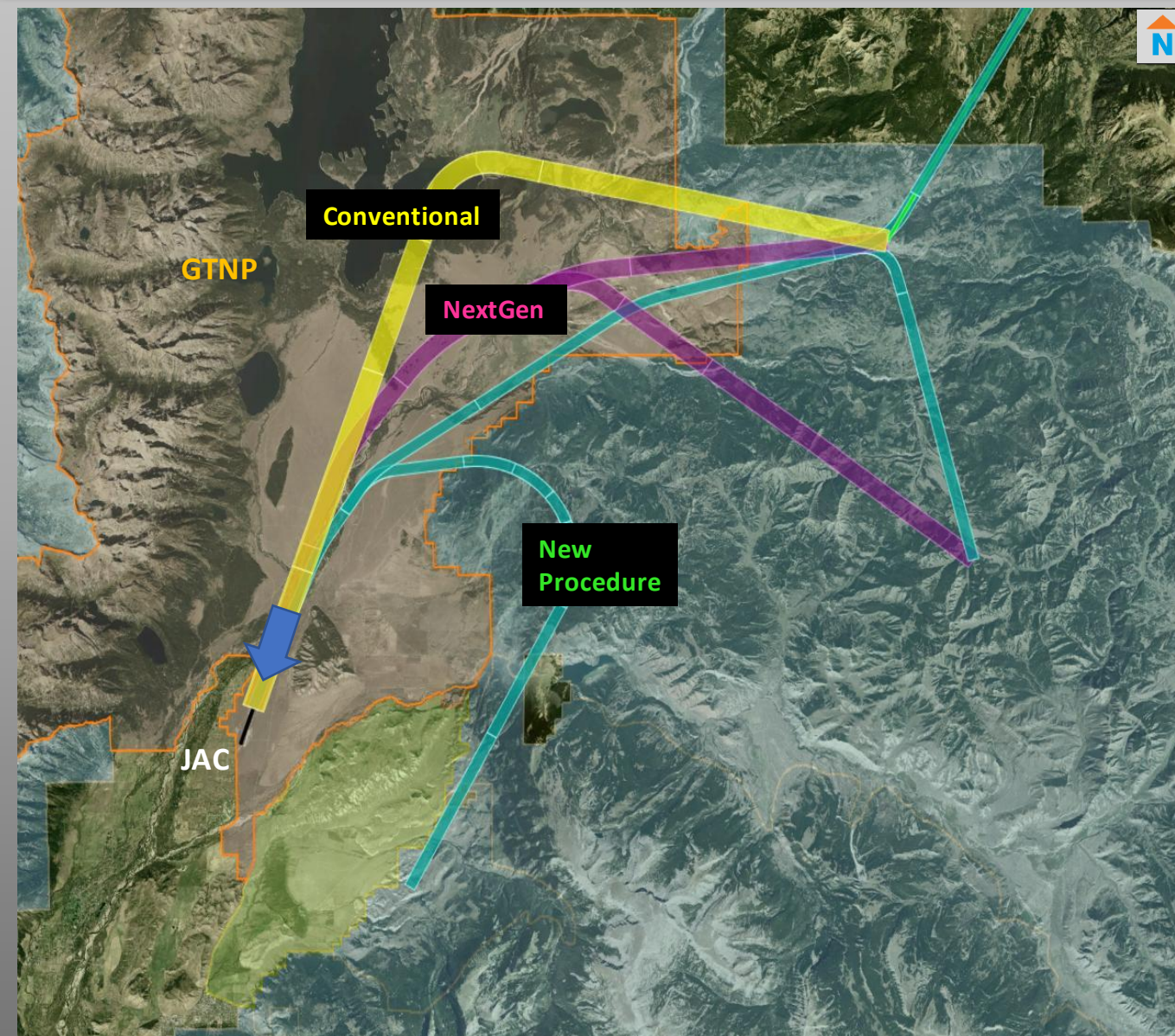
- Both Best and Poor operators in each category below and most improved

## ❖ Operations are categorized by type of jet operator and number of operations

CATEGORY OF JET OPERATOR	CLASSIFICATION BY NUMBER OF ANNUAL OPERATIONS
Commercial and Regional Jet Airlines	Minimum of 12 operations
Corporate Jet Fleets (i.e. fractional owners/fleets also referred to as Part 135)	-Operators with 30 or more flights  -Operators with between 30 and 12 operations
Single Jet Owner/ Operator (i.e., N1234)	-Operators with 30 or more flights  -Operators with between 30 and 12 operations

FLY QUIET RATING	FLY QUIET
FQ Top Tier	90-100+
FQ Compliant	70-89.9
FQ Low Tier	0-69.9

# South Arrival Procedures over GTNP (Conventional / NextGen / New Procedure)



## ❖ NextGen Flight Path Compliance

- Flying NextGen path vs conventional path

## ❖ East of NextGen Flight Path

- Flying on or east of NextGen path vs west of path closer to core activity areas of the Park

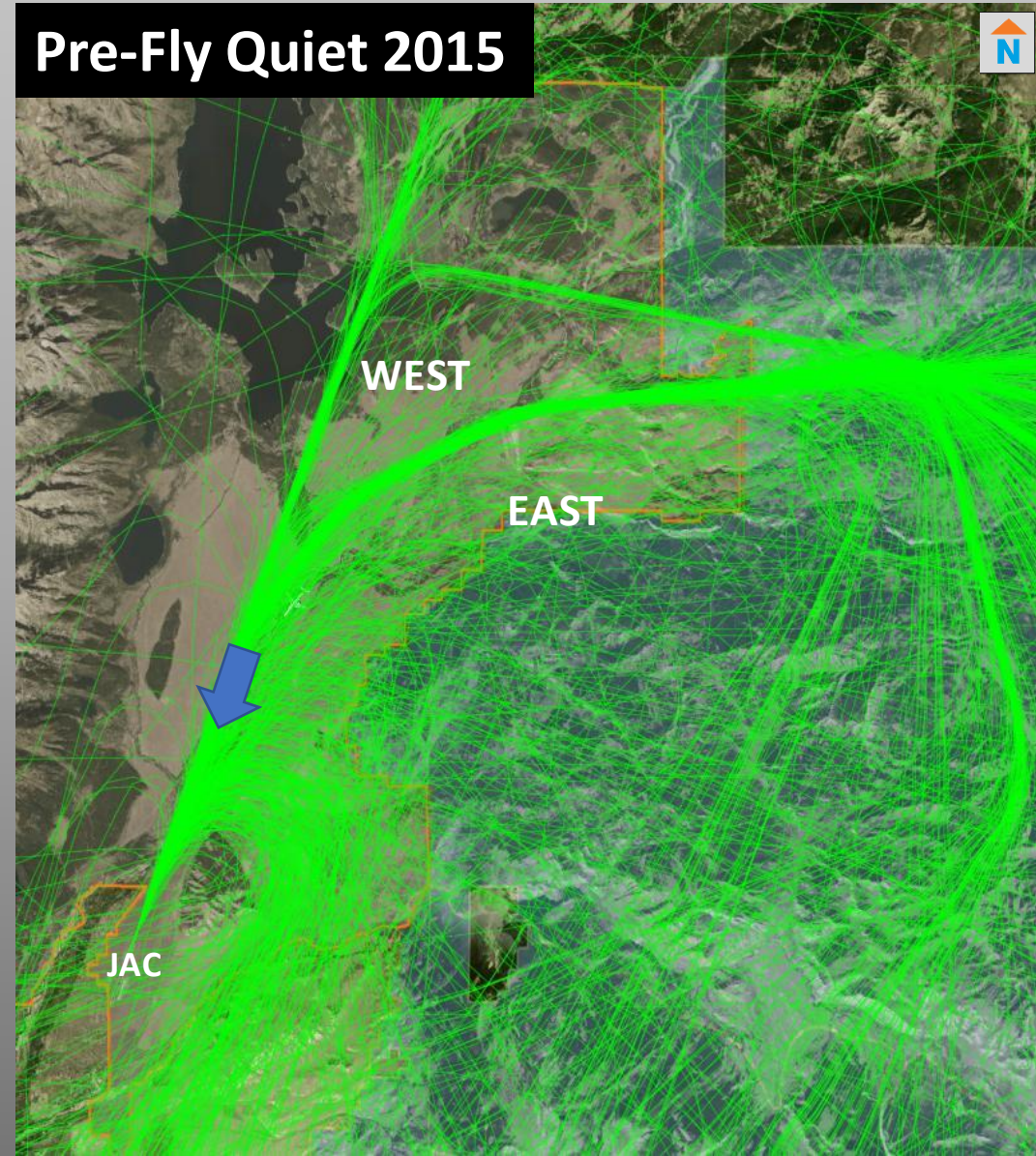
## ❖ New Procedure Flight Path

- Bonus points for flying the new procedure

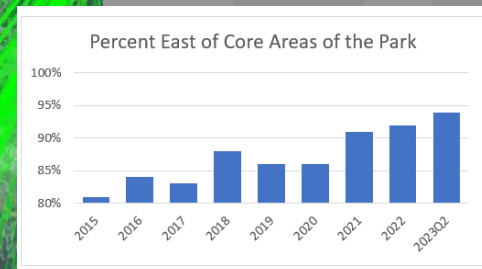
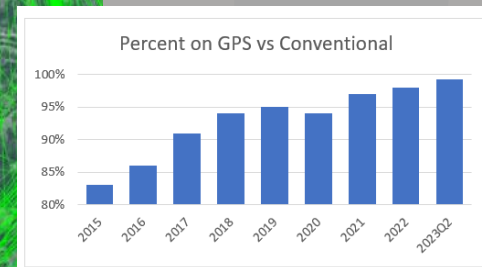
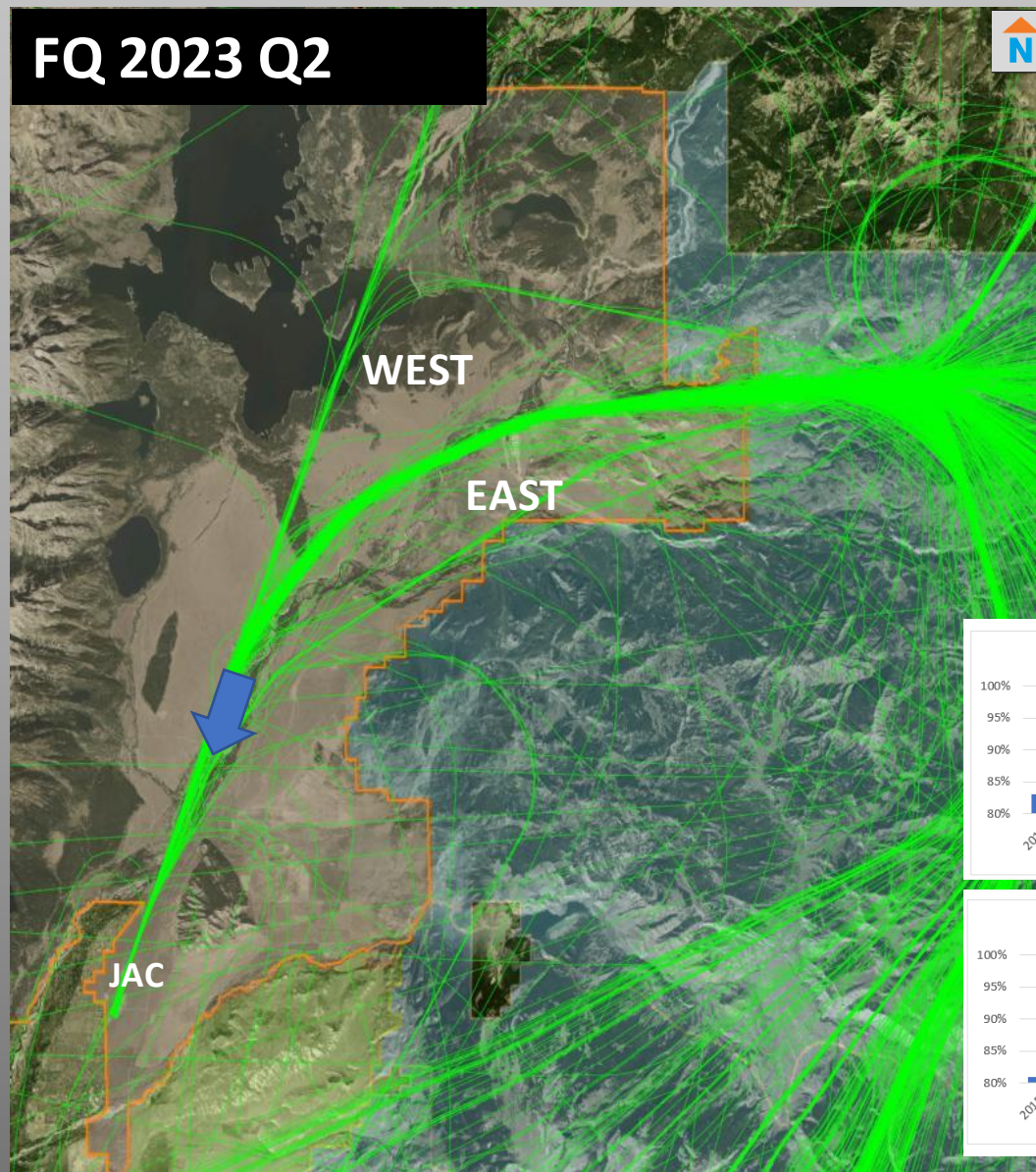


# Arrival Flight Tracks over GTNP (Pre-Fly Quiet 2015 vs. 2023 Q2)

## Pre-Fly Quiet 2015



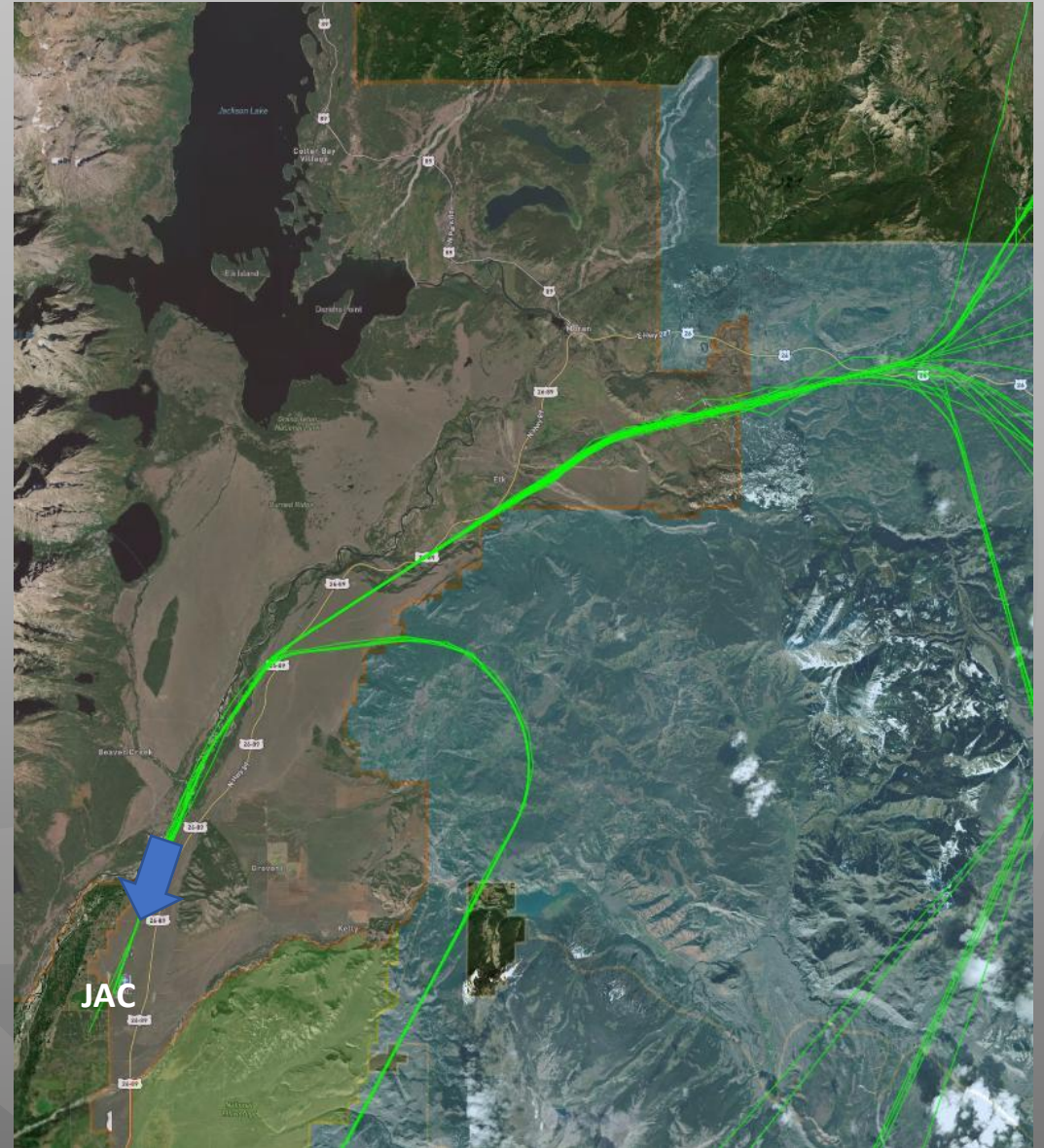
## FQ 2023 Q2



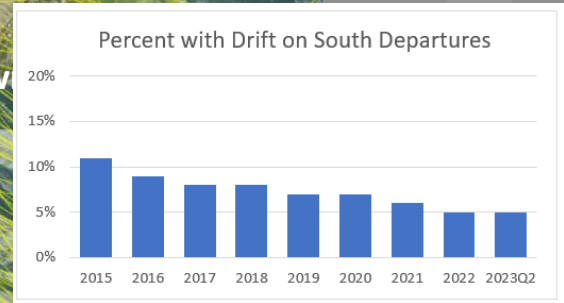
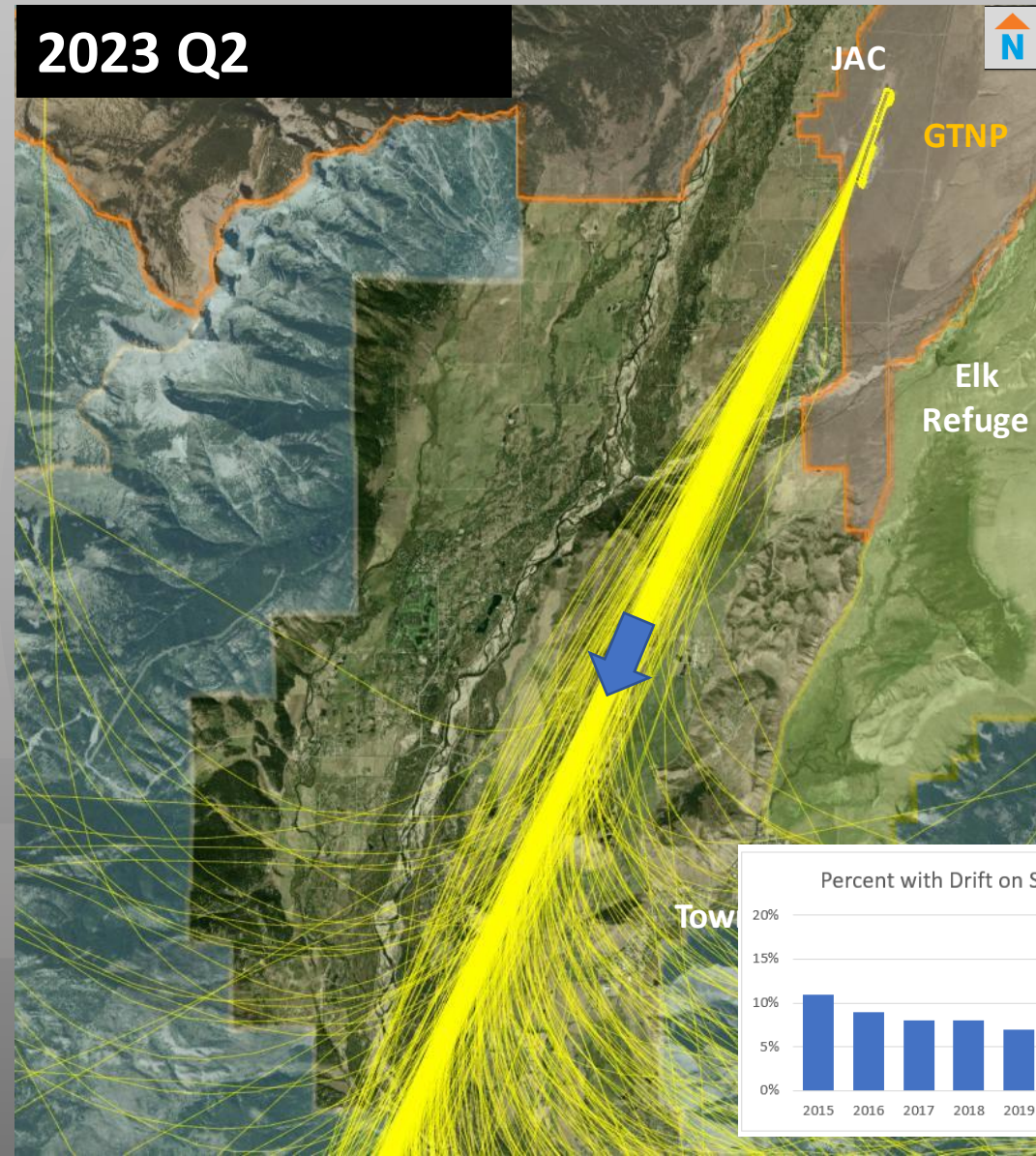
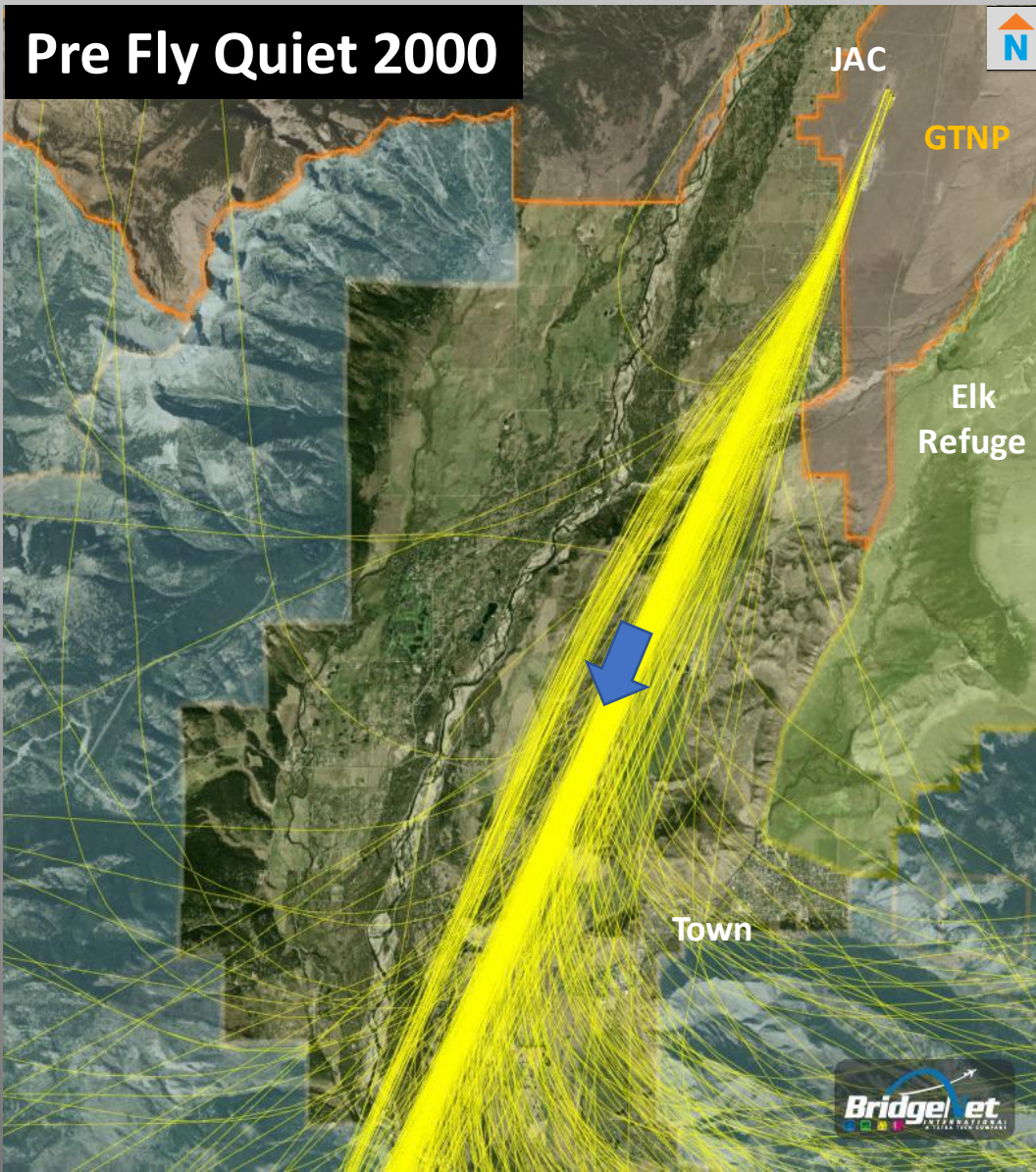


# New Procedure Arrival Usage 2023 Q2

- ❖ Procedure first utilized in July 2022
- ❖ 32 flights used the procedure through 2023 Q2
- ❖ All commercial operators used it at least once
- ❖ Delta, SkyWest and Alaska are largest users of procedure



# South Departure Flight Procedures (Pre-Fly Quiet 2000 vs. 2023 Q2)





# Corporate Fleets

16 Operations per year or greater – Fly Quiet Score 2023 Q2

OPERATOR				FLY QUIET ELEMENTS				BONUSES			OVERALL	
Code	Operator	Total Ops	Primary Aircraft Type	Quiet Fleet Score (25 Points)	Follow Procedures Score (25 points)	Quieter Events Score (25 Points)	Voluntary Curfew Score (25 Points)	Quiet Fleet Bonus (5 pts)	Fly Procedure Bonus (5 pts)	-	Total Fly Quiet Score	Fly Quiet Rating Expectation
XSR	Airshare	36	E55P	24.9	22.9	25.0	25.0	3.9	0.0		101.7	FQ Top Tier
XOJ	XOJet	68	C750	24.6	22.5	25.0	25.0	4.0	0.0		101.1	FQ Top Tier
YEL	Summit Aviation	16	E55P	25.0	19.4	25.0	25.0	5.0	0.0		99.4	FQ Top Tier
TIV	Thrive Aviation	60	C700	24.9	20.2	25.0	25.0	1.2	0.0		96.3	FQ Top Tier
FTH	Mountain Aviation	202	C750	24.9	20.5	23.6	22.0	3.4	0.0		94.3	FQ Top Tier
JTZ	Nicholas Air	30	E55P	24.9	16.4	23.1	25.0	3.7	0.0		93.1	FQ Top Tier
FWK	Flightworks	22	GALX	21.9	25.0	18.8	25.0	0.0	0.0		90.6	FQ Top Tier
JTL	Jet Linx	48	C56X	23.4	20.1	20.5	25.0	0.8	0.0		89.8	FQ Compliant
EJA	NetJets Aviation	1,587	C68A	24.7	21.3	24.4	16.0	3.0	0.0		89.4	FQ Compliant
EDG	Jet Edge	242	CL30	23.9	21.7	21.0	22.0	0.0	0.0		88.6	FQ Compliant
EJM	Executive Jet Management	171	GLF4	22.8	23.1	20.7	20.0	0.8	0.0		87.4	FQ Compliant
LXJ	Bombardier FlexJet	901	E545	24.6	19.3	24.1	16.0	2.5	0.0		86.6	FQ Compliant
TWY	Sunset Aviation	152	GLF6	22.7	20.8	22.2	19.0	0.0	0.0		84.7	FQ Compliant
JRE	Fly Exclusive	135	C56X	24.2	12.5	23.5	22.0	1.7	0.0		83.9	FQ Compliant
CYO	Air Transport (ATI Jet)	26	LJ60	25.0	3.2	25.0	25.0	5.0	0.0		83.2	FQ Compliant
RGY	Regency Airlines	21	BE40	15.4	25.0	16.2	25.0	0.0	0.0		81.6	FQ Compliant
PXT	Pacific Coast Jet	17	C25B	24.3	9.9	25.0	20.0	1.8	0.0		81.0	FQ Compliant
JCY	Aerius Management	23	C25B	24.2	9.2	21.4	25.0	0.0	0.0		79.9	FQ Compliant
DPJ	Wheels Up Private Jets	44	BE40	18.0	19.7	16.2	25.0	0.0	0.0		78.9	FQ Compliant
GAJ	Wheels Up Gama Aviation	40	C56X	25.0	1.0	25.0	25.0	1.3	0.0		77.2	FQ Compliant
SGO	Admiral Beverage	66	H25B	15.9	25.0	7.8	25.0	0.0	0.0		73.7	FQ Compliant
TTE	Avcenter	72	C560	21.4	1.6	20.2	25.0	1.1	0.0		69.2	FQ Low Tier



# Corporate Fleets

Between 15 and 7 Operations per year – Fly Quiet Score 2023 Q2

OPERATOR			OVERALL	
Code	Operator	Total Ops	Total Fly Quiet Score	Fly Quiet Rating Expectation
KOW	Baker Aviation	12	100.2	FQ Top Tier
DJR	Desert Jet	10	100.0	FQ Top Tier
SIS	Silver Air Airlines	14	98.8	FQ Top Tier
UJC	Ultimate Air Shuttle	10	96.7	FQ Top Tier
KPO	NXT Jet	14	96.0	FQ Top Tier
ASP	AirSprint	12	95.0	FQ Top Tier
PFT	Paragon Airways	13	94.7	FQ Top Tier
IJA	International Jet Aviation	8	93.9	FQ Top Tier
PGR	Prestige Air Group	14	93.7	FQ Top Tier
MLN	Air Madeleine	8	90.7	FQ Top Tier
SDU	Dumont Aviation	8	90.7	FQ Top Tier
XSM	Steelman Aviation Inc	10	89.5	FQ Compliant
BLK	Aero Black (USAC Airways)	10	87.2	FQ Compliant
OKC	Private Jets	10	85.2	FQ Compliant
KFB	STAjets	11	84.7	FQ Compliant
WSP	Verijet	15	82.2	FQ Compliant
COL	SC Aviation	12	81.2	FQ Compliant
CJE	Aeroservices Corporate	8	81.2	FQ Compliant
SLH	Silverhawk Aviation	15	79.8	FQ Compliant
DRL	Omini Air Transport	10	75.4	FQ Compliant
HER	Hera Flight	8	75.3	FQ Compliant
XLJ	XCEL JET	12	74.6	FQ Compliant
WWI	Worldwide Jet Charter	12	74.5	FQ Compliant
PRE	Precision Airlines	9	74.3	FQ Compliant
TFF	Talon Air	10	71.5	FQ Compliant
DLX	Dreamline Aviation	14	70.1	FQ Compliant

# Single Operator Corporate Aircraft

16 Operations per year or greater – Fly Quiet Score 2023 Q2

OPERATOR			OVERALL	
Code	Operator	Total Ops	Total Fly Quiet Score	Fly Quiet Rating Expectation
N31SS	SEGAL LAW FIRM	18	105.0	FQ Top Tier
N560TW	T.W. Lewis Aviation, LLC	21	96.7	FQ Top Tier
N894KS	KS Air Charter, LLC	26	96.7	FQ Top Tier
N482PG	GATES GROUP AIR LLC	43	96.3	FQ Top Tier
N122WY	Strategic Organizational Mana...	16	95.8	FQ Top Tier
N980CC	FJ20 166 LLC	28	94.7	FQ Top Tier
N793KK	Banc of America Leasing & Ca...	17	91.2	FQ Top Tier
N281EB	Swan, Erik	26	91.1	FQ Top Tier
N44GF	Ace Aviation Service, LLC	22	89.5	FQ Compliant
N393BZ	FALCON HOLDINGS II LLC	16	89.1	FQ Compliant
N30MZ	Wildwood Yonder, LLC	33	89.0	FQ Compliant
N585WT	Kedec Services, LLC	16	83.7	FQ Compliant
N211PB	JOUST CAPITAL III LLC	42	83.7	FQ Compliant
N900BC	CSMS Management, LLC	42	81.0	FQ Compliant
N611MP	Air Elements, LLC	28	71.2	FQ Compliant
N307GP	AIR CASHMERE LLC	42	55.1	FQ Low Tier



# Single Operator Corporate Aircraft

Between 15 and 7 Operation per Year – Fly Quiet Score 2023 Q2

OPERATOR			OVERALL	
Code	Operator	Total Ops	Total Fly Quiet Score	Fly Quiet Rating Expectation
N113HX	Happytimes Aviation, LLC	9	105.0	FQ Top Tier
N124MV	RC Aviation, LLC	12	105.0	FQ Top Tier
N197LL	Accelero, LLC	7	105.0	FQ Top Tier
N334GV	U	10	105.0	FQ Top Tier
N450JF	Wasatch Aviation Group 450, L...	8	105.0	FQ Top Tier
N514AF	N128CV LLC	8	105.0	FQ Top Tier
N649SP	Standard Process, Inc.	8	105.0	FQ Top Tier
N680MB	Ironstate East West, LLC	10	105.0	FQ Top Tier
N752WJ	CX 34, LLC	12	105.0	FQ Top Tier
N813FM	Kevin Parra Aviation, LLC	8	101.9	FQ Top Tier
N300TU	Flying Amici Aviation, LLC	8	100.0	FQ Top Tier
N534CC	Harris Teeter Supermarkets, Inc.	8	100.0	FQ Top Tier
N640AF	Vela Flight 2, LLC	8	100.0	FQ Top Tier
N888HH	Haworth Transportation Servic...	8	99.7	FQ Top Tier
N924TC	RLC Aviation, LLC	8	99.7	FQ Top Tier
N406LA	Locati Architects, LLC	9	99.2	FQ Top Tier
N1866M	Spirit of BFC LLC	12	98.3	FQ Top Tier
N393BW	Meredith Operations Corp	12	98.3	FQ Top Tier
N605RT	Mountaingate, LLC	10	98.2	FQ Top Tier
N1440W	OVERLAND AIR LLC	8	97.5	FQ Top Tier
N14CJ	JH Aircraft Management, Inc.	9	97.5	FQ Top Tier
N928GC	Moorland Promontory, LLC	9	97.2	FQ Top Tier
N279D	Hawkeye Group, LLC	12	97.0	FQ Top Tier
N7SG	Latitude 33 Aviation, LLC	14	97.0	FQ Top Tier
N310GV	IBW Air Services, LLC	8	96.7	FQ Top Tier
N917FH	Global Transport Four, LLC	10	96.7	FQ Top Tier

OPERATOR			OVERALL	
Code	Operator	Total Ops	Total Fly Quiet Score	Fly Quiet Rating Expectation
N104QT	FREEBASE HOLDING LLC	14	95.4	FQ Top Tier
N90KC	Davinci Jets, LLC	10	95.2	FQ Top Tier
N970CC	FJ20 166, LLC	15	95.0	FQ Top Tier
N324FP	Fox Paine & Company, LLC	9	90.7	FQ Top Tier
N117WR	Whiskey Romeo Owner, LLC	7	89.8	FQ Compliant
N525PB	JCL Aviation, LLC	12	89.1	FQ Compliant
N532LW	Go Fast, LLC	12	88.9	FQ Compliant
N872J	Jacksons Food Stores, Inc.	10	88.9	FQ Compliant
X8PASD	U	7	88.2	FQ Compliant
N82RL	604, LLC	12	87.0	FQ Compliant
N4840W	Launchequity Partners, LLC	8	87.0	FQ Compliant
N881VP	Citation Technology Partners, L...	13	86.2	FQ Compliant
N294X	U S BANK NA	8	85.8	FQ Compliant
N812BP	Del Papa Holdings, LLC	10	85.0	FQ Compliant
N50AG	TVPX Aircraft Solutions, Inc.	10	84.8	FQ Compliant
N583AJ	Come Fly With Me, LLC	7	84.4	FQ Compliant
N440AF	Vela Flight, LLC	8	83.3	FQ Compliant
N391B	Battelle Memorial Institute	8	82.6	FQ Compliant
N600JM	East Lake Jet Aviation, LLC	8	82.5	FQ Compliant
N312PV	Kleinheinz Capital Partners, Inc.	12	82.1	FQ Compliant
N939AJ	Jet Aviation Flight Services, Inc.	8	81.2	FQ Compliant
N560U	CSMS MANAGEMENT LLC	8	80.8	FQ Compliant

OPERATOR			OVERALL	
Code	Operator	Total Ops	Total Fly Quiet Score	Fly Quiet Rating Expectation
N393SG	N393SG, LLC	12	80.6	FQ Compliant
N428JE	Jacksons Food Stores, Inc.	14	80.0	FQ Compliant
N79LE	CIRCLE AROUND 1 LLC	7	78.4	FQ Compliant
N245MG	SMGM, LLC	7	77.4	FQ Compliant
N851HS	Eagle Rock Air, Inc.	8	77.3	FQ Compliant
N115LF	REGISTRATION PENDING	9	77.1	FQ Compliant
N717EP	JetSmart, Inc.	8	77.1	FQ Compliant
N39DJ	Aviation Enterprises, Inc.	8	76.4	FQ Compliant
N200SG	Teton Air, LLC	8	75.3	FQ Compliant
N608JR	Excel Aviation, LLC	10	73.3	FQ Compliant
N585KS	Air Elements, LLC	8	69.0	FQ Low Tier
N102WY	State of Wyoming - Dept. of Tr...	8	68.3	FQ Low Tier
N156RE	AirStat, Inc.	8	67.3	FQ Low Tier
N73VR	Victor Romeo Aviation LLC	14	65.8	FQ Low Tier
N521DC	CAS Transportation, LLC	10	64.5	FQ Low Tier
N420SM	N143BL LLC	14	63.4	FQ Low Tier
N650SG	Merlin One Aircraft, LLC	10	47.0	FQ Low Tier



# Working with Individual Operators

- ❖ Contacted nineteen Low Scoring operators, as well as operators that flew during curfew hours, to show them how to improve their scores
- ❖ Developed a detailed report to send to operators showing their results
- ❖ Developed a guide on how to improve scores – available on the Airport’s website

**Fleet Quality Operational Details**

Year	Code	Aircraft	Description	Total Operations	Total Stage 5 Plus Operations	Aircraft Margin (dB)
2023	TTE	C525	Cessna 525 CITATION CJ1	16	16	33.8
2023	TTE	C560	560 Citation 5	39	0	12.9
2023	TTE	C56X	560XL Citation EXCEL	17	0	29.2
<b>Total</b>				<b>72</b>	<b>16</b>	

**Voluntary Curfew Hours Operations**

Flight Time	D/A	Aircraft	Flight ID	Ship No	Runway	Org/Dest

**Operator**

Year	Code	Operator
2023	TTE	Avcenter

**Overall Fly Quiet Score**

Quiet Fleet Score (25 Points)	Follow Procedures Score (25 points)	Quieter Events Score (25 Points)	Voluntary Curfew Score (25 Points)	Quiet Fleet Bonus (5 pts)	Fly RNP Bonus (5 pts)	Sustainability Bonus (5 pts)	Total Fly Quiet Score	Fly Quiet Rating Expectation
21.4	1.6	20.2	25.0	1.1	0.0	0.0	69.2	FQ Low Tier

**Fleet Quality and Quiet Fleet Bonus Score Details**

Total Annual Ops	Primary Aircraft	Avg Fleet Margin (dB)	Quiet Fleet Score (25 pts)	Total Stage 5 Plus Ops	Percent Stage 5 Plus	Quiet Fleet Bonus (5 pts)
72	C560	21.4	21.4	16	22%	1.1

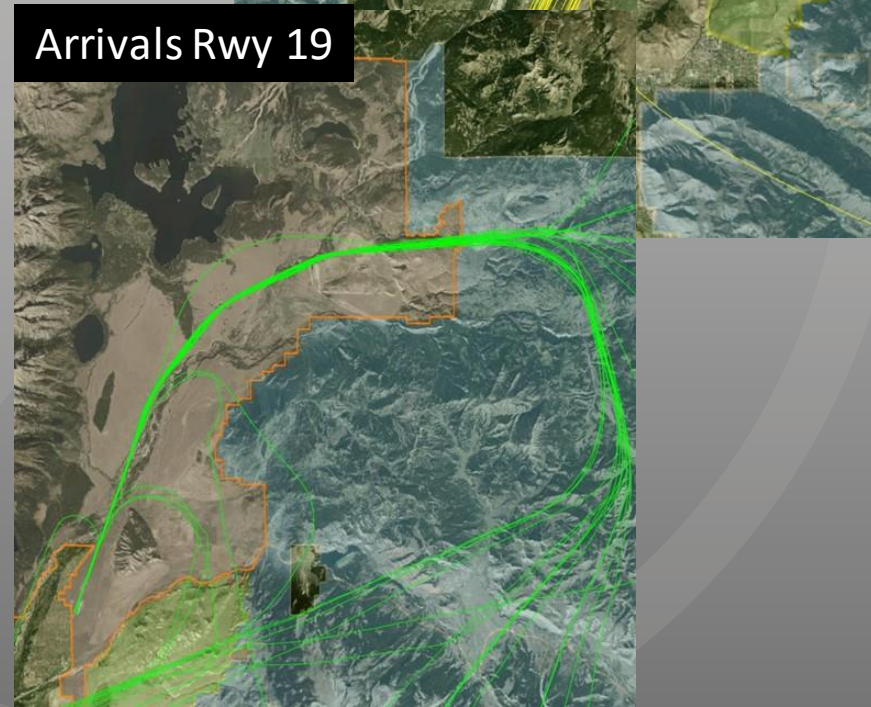
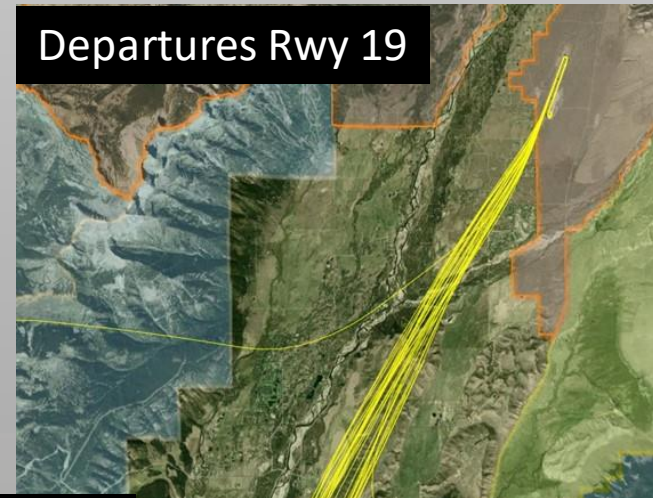
**Follow Procedures Score Details**

Total GPS v CONV	Valid GPS v CONV	Percent GPS v CONV	Total East v West	Valid East v West	Percent East v West	Total South Flights	Valid Without Drift	Percent Without Drift	Percent All Proc	Follow Procedures Score (25 points)
22	22	100.0%	28	27	96.4%	33	11	33.3%	76.6%	1.6

**High Events and Voluntary Curfew Score Details**

Total High Events	Percent High Events per Operation	Quiet Events Score (25 points)	Curfew Ops	Percent Comply Curfew	Voluntary Curfew Score (25 points)
5	90.4%	20.2	0	100.0%	25.0





# Commercial Operators – Fly Quiet Score 2023 Q2

OPERATOR				FLY QUIET ELEMENTS				BONUSES			OVERALL	
Code	Operator	Total Ops	Primary Aircraft Type	Quiet Fleet Score (25 Points)	Follow Procedures Score (25 points)	Quieter Events Score (25 Points)	Voluntary Curfew Score (25 Points)	Quiet Fleet Bonus (5 pts)	Fly Procedure Bonus (5 pts)	-	Total Fly Quiet Score	Fly Quiet Rating Expectation
SKW	Skywest Airlines	1,098	E75L	17.4	24.2	20.9	25.0	0.0	2.0		89.5	FQ Compliant
AAL	American Airlines	851	A319	18.3	24.1	17.2	25.0	0.0	1.0		85.5	FQ Compliant
DAL	Delta Air Lines	1,278	A319	18.2	24.4	17.1	22.0	0.0	2.0		83.7	FQ Compliant
ASA	Alaska Airlines	203	B737	17.7	20.9	18.0	25.0	0.0	2.0		83.6	FQ Compliant
UAL	United Airlines	1,695	A320	17.9	24.2	17.7	18.0	0.0	1.0		78.8	FQ Compliant

Voluntary Curfew Operations:  
 United 4 Departures  
 Delta 1 Departure



# Summary

❖ Fly Quiet shows a continued overall trend of improvement or steady levels of Fly Quiet noise measures

- Corporate jet **Fleet Quality** shows trends in greater use of newer generation (quieter) Stage 5 aircraft and less of the older (louder) Stage 3/Stage 4 aircraft. Commercial not yet changing.
- Aircraft are following the **flight procedure goals** with greater than 90% compliance and showing trends of year-over-year increased compliance.
- The percentage of **higher noise level events** per operation are reducing as older technology jet aircraft leave the fleet and Fly Quiet efforts continue.
- The total number of **voluntary curfew hours** jet operations increased with the new expanded curfew hours. The increase is due to the new hours; initial data shows a trend in less night operations during the expanded hours than in the prior year.

## Top Scoring Operators

### Corporate Fleet

OPERATOR			OVERALL	
Code	Operator	Total Ops	Total Fly Quiet Score	Fly Quiet Rating Expectation
XSR	Airshare	36	101.7	FQ Top Tier
XOJ	XOJet	68	101.1	FQ Top Tier
YEL	Summit Aviation	16	99.4	FQ Top Tier
TIV	Thrive Aviation	60	96.3	FQ Top Tier
FTH	Mountain Aviation	202	94.3	FQ Top Tier

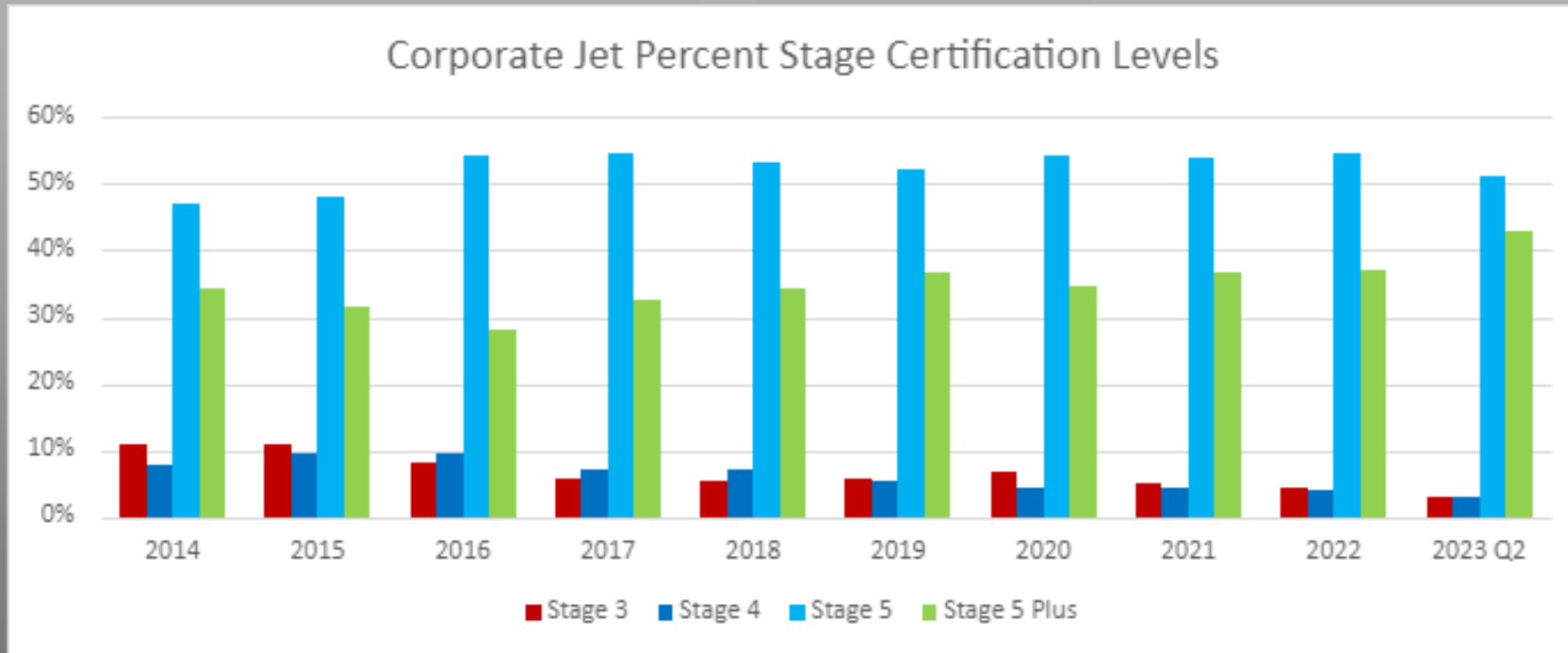
### Single Jet Operator

OPERATOR			OVERALL	
Code	Operator	Total Ops	Total Fly Quiet Score	Fly Quiet Rating Expectation
N31SS	SEGAL LAW FIRM	18	105.0	FQ Top Tier
N560TW	T.W. Lewis Aviation, LLC	21	96.7	FQ Top Tier
N894KS	KS Air Charter, LLC	26	96.7	FQ Top Tier
N482PG	GATES GROUP AIR LLC	43	96.3	FQ Top Tier
N122WY	Strategic Organizational Mana...	16	95.8	FQ Top Tier



# Summary, Continued

- ❖ Operators are paying attention and inquiring how they can improve.
- ❖ Developed a “Self Help Guide” for operators to use as a tool to evaluate their performance and address specific areas where they may be deficient along with methods to improve.
- ❖ Some operators have moved up in the ranking scale.





# Next Steps

## ❖ 2023 Activities

- Promote Top Tier operators
- Continue to work with Low Tier operators to improve
- Use up-to-date 2023 data to track operators
- Communicate and promote Fly Quiet quarterly with industry publications
- Advertise results in national trade magazines
- Promote through National Business Aviation Association
- Fall outreach to operators including discussions of Fly Quiet



# Questions