

# Fly Quiet Program – 2023 1st Quarter Update

Jackson Hole Airport  
May 17, 2023



# Agenda

- ❖ Brief Overview of Program
- ❖ Year-to-Date Operations



# Goal of Fly Quiet

Encourage pilots to fly quieter aircraft and to utilize preferred procedures that mitigate noise over sensitive areas of our community and Grand Teton National Park.



# Fly Quiet Overview

- ❖ Measures compliance with noise abatement goals/metrics and awards users that best achieve those goals;
- ❖ Continually redefines and expands noise reduction goals using different metrics and measures;
- ❖ Local initiative; user involvement is critical; and
- ❖ Provides information to users on how to improve their operations.



# Fly Quiet Program Elements and Bonuses

ELEMENTS	Goal	Measure
<b>Fleet Quality</b>	Acknowledge/encourage operators to fly the quietest aircraft	<ul style="list-style-type: none"> <li>• FAA Aircraft Certificated Stage Noise Level</li> <li>• Stage 5 is highest</li> </ul>
<b>Minimize Higher Noise Events</b>	Minimize the highest aircraft noise events from individual overflights	<ul style="list-style-type: none"> <li>• Track % higher noise events per total operations</li> <li>• Zero high events the highest score (100%)</li> </ul>
<b>Minimize Violation of Voluntary Curfew</b>	Rated upon number of times an operation occurred during the voluntary curfew hours <i>9:30 pm to 7 am for GA arrivals and departures</i> <i>11:30 pm to 6:00 am for arrivals (Commerical)</i> <i>10:00 pm to 6:00 am for departures (Commerical)</i>	<ul style="list-style-type: none"> <li>• Number of flights in curfew hours</li> <li>• <u>Low score</u> is based upon <u>greater number</u> of curfew violations</li> <li>• Zero curfew operations is highest score (100%)</li> </ul>
<b>Flight Procedure Compliance</b>	Acknowledge/encourage operators to fly the three noise abatement procedures	<ul style="list-style-type: none"> <li>• Three procedures evaluated with results combined into one score</li> <li>• Rated on % of flights following procedure goal</li> <li>• Full compliance is the highest score (100%)</li> </ul>
BONUSES	Goal	Measure
<b>Quiet Fleet Bonus</b>	Acknowledge/encourage operators that operate the very quietest aircraft	<ul style="list-style-type: none"> <li>• Aircraft that are at least 10 dB quieter than the Stage 5 standard. Up to 5 points for percent of fleet that is Stage 5+</li> </ul>
<b>Fly New Procedure Bonus</b>	Flying the new arrival procedure	<ul style="list-style-type: none"> <li>• Rated on the number of flights flying procedure 1 or more given 1 point and 5 or more 2 points and so on (up to 5 bonus points)</li> </ul>



# Fly Quiet Scoring

## ❖ Scoring System

- Results based on a 0-100 scoring system
- **100** is considered the best possible score with the potential for additional bonus points
- Overall best score is sum of the points for all four categories plus bonus points
- The highest scoring operations are rated as Top Tier and the lowest are rated as Low Tier

## ❖ Notifications and Acknowledgements

- Both Best and Poor operators in each category below and most improved

## ❖ Operations are categorized by type of jet operator and number of operations

CATEGORY OF JET OPERATOR	CLASSIFICATION BY NUMBER OF ANNUAL OPERATIONS
Commercial and Regional Jet Airlines	Minimum of 8 operations
Corporate Jet Fleets (i.e. fractional owners/fleets also referred to as Part 135)	-Operators with 30 or more flights  -Operators with between 30 and 8 operations
Single Jet Owner/ Operator (i.e., N1234)	-Operators with 30 or more flights  -Operators with between 30 and 8 operations

FLY QUIET RATING	FLY QUIET
FQ Top Tier	90-100+
FQ Compliant	70-89.9
FQ Low Tier	0-69.9

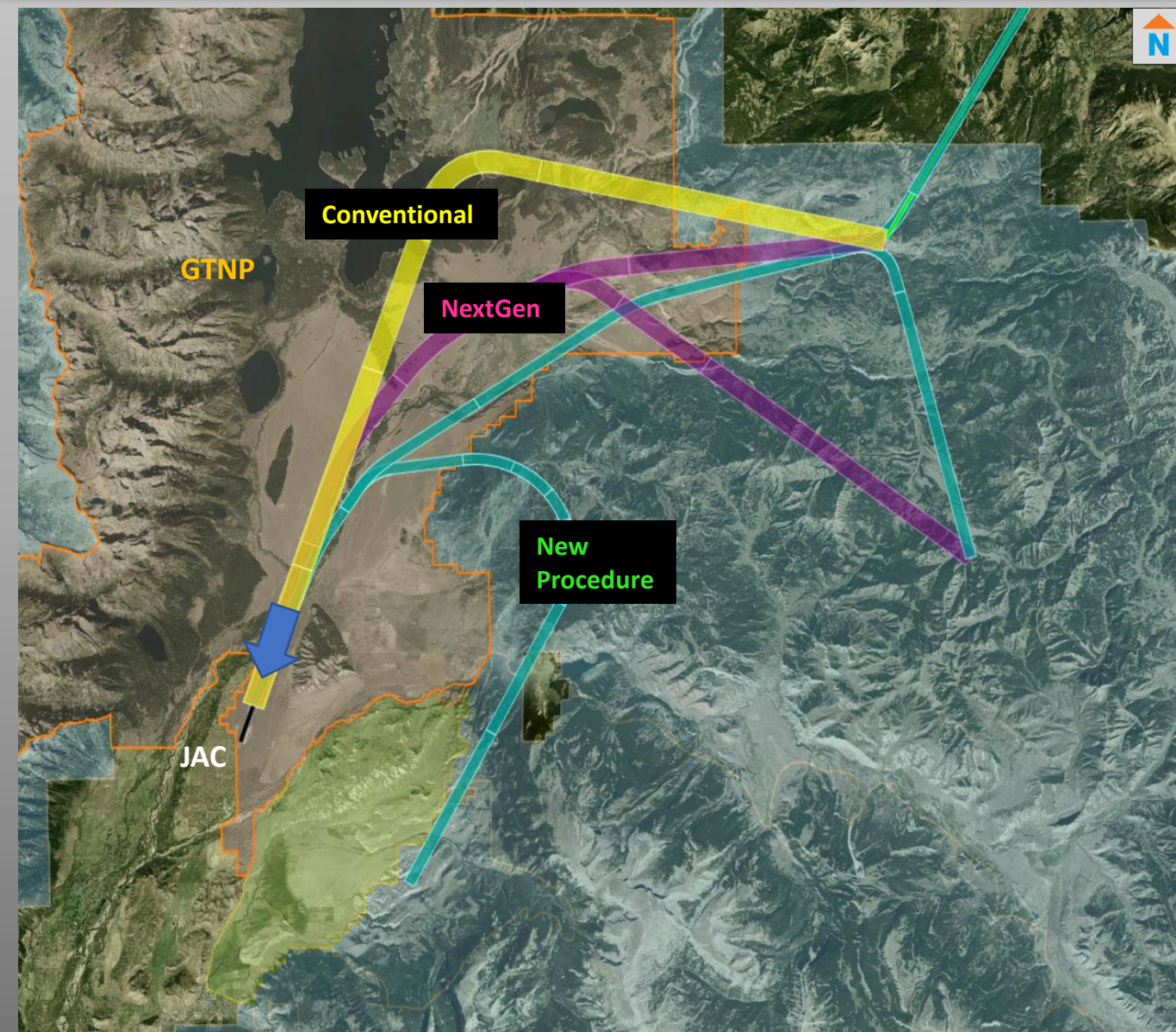


# Agenda

- ❖ Brief Overview of Program
- ❖ Year-to-Date Operations



# South Arrival Procedures over GTNP (Conventional / NextGen / New Procedure)



## ❖ NextGen Flight Path Compliance

- Flying NextGen path vs conventional path

## ❖ East of NextGen Flight Path

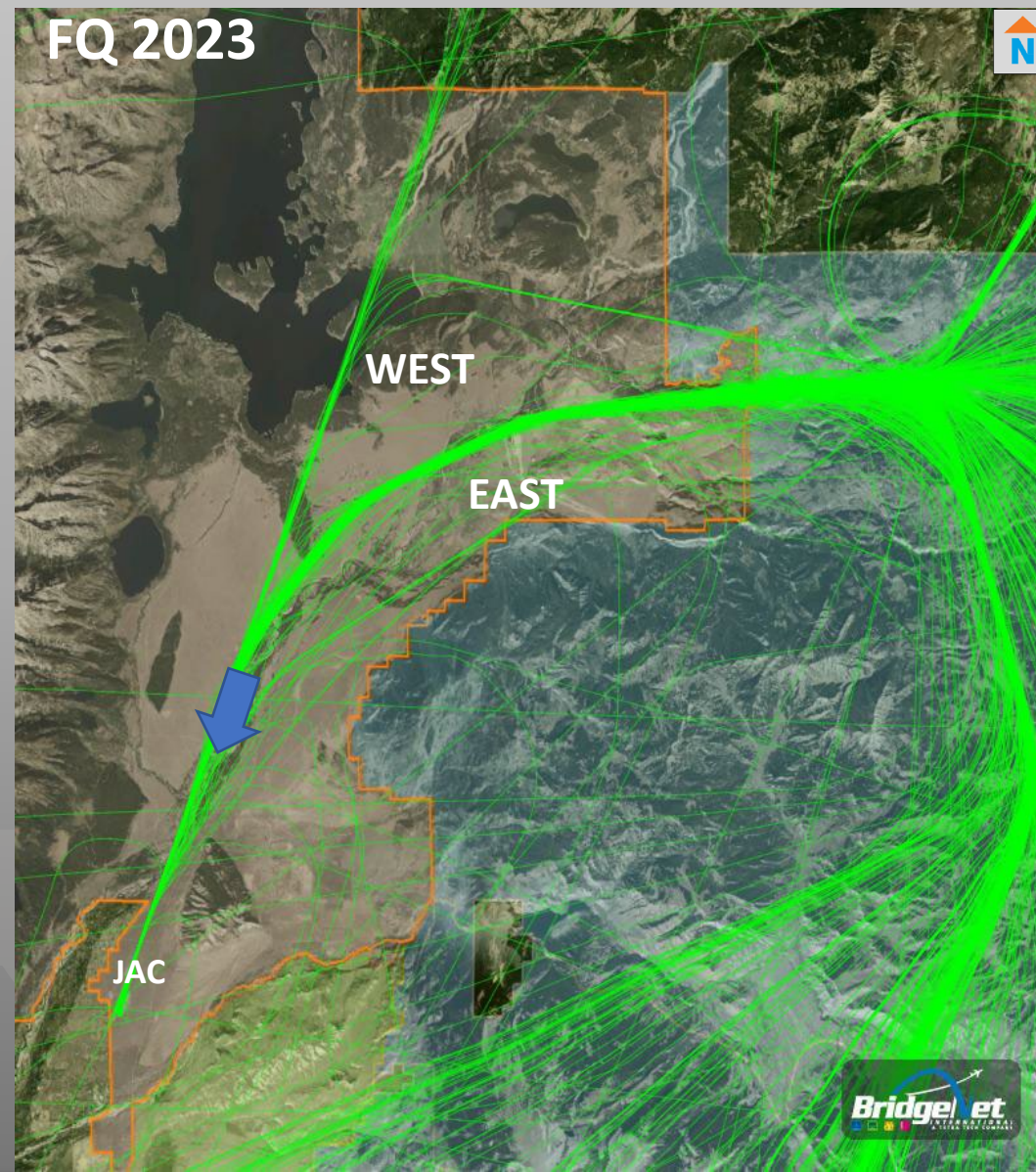
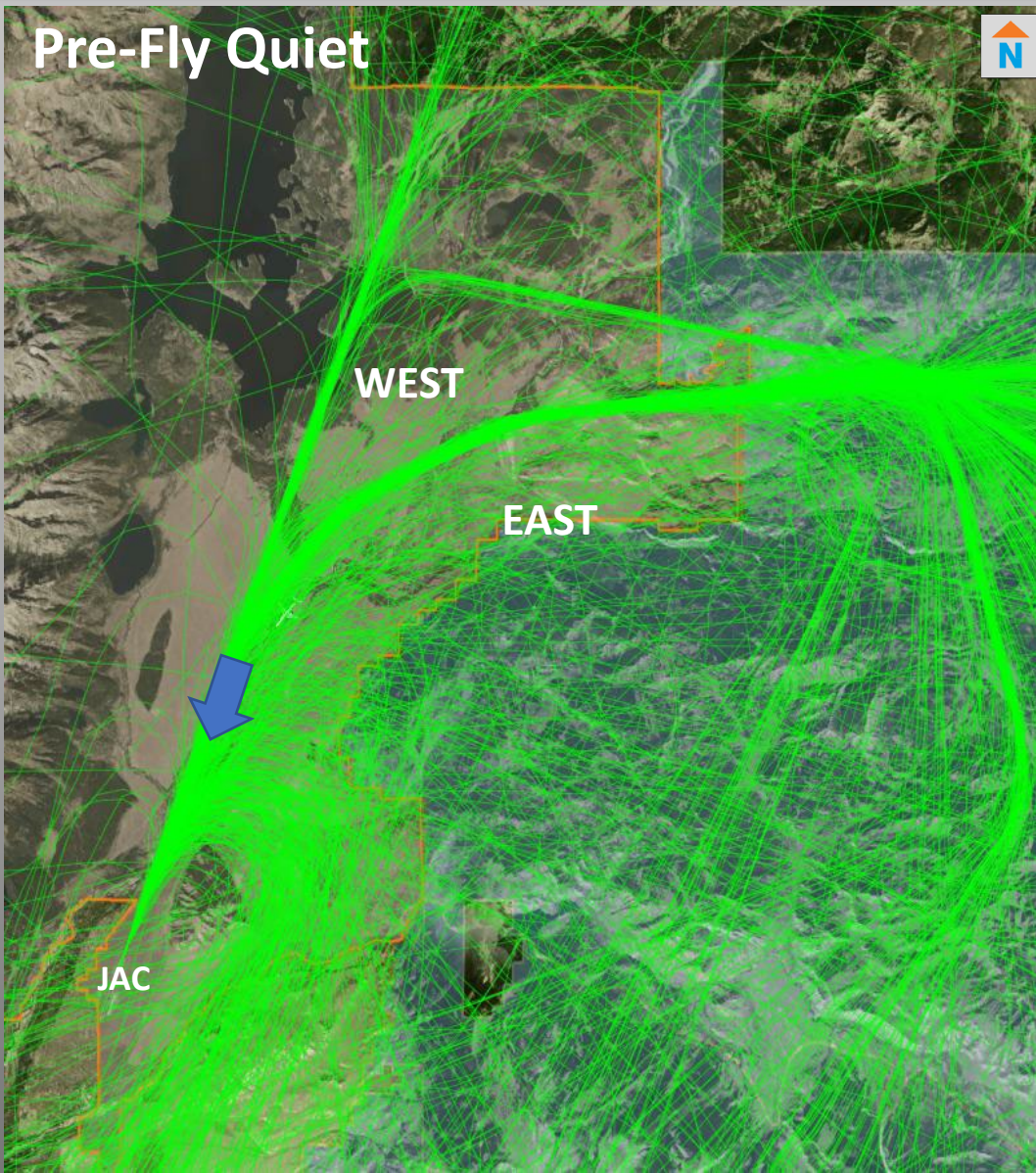
- Flying on or east of NextGen path vs west of path closer to core activity areas of the Park

## ❖ New Procedure Flight Path

- Bonus points for flying the new procedure



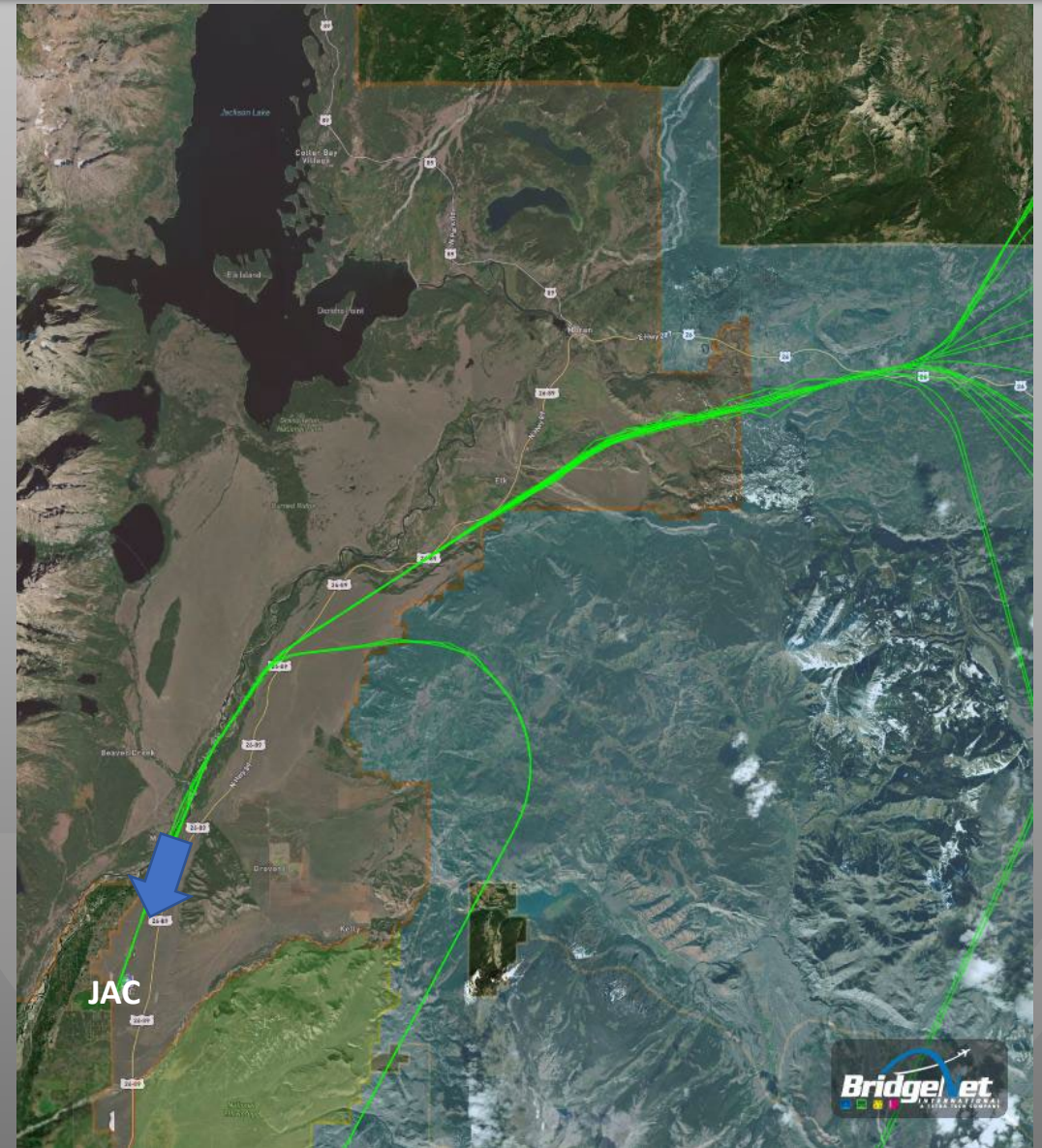
# Jet Arrival Flight Tracks over GTNP (Fly Quiet Period 2015 vs. YTD 2023)



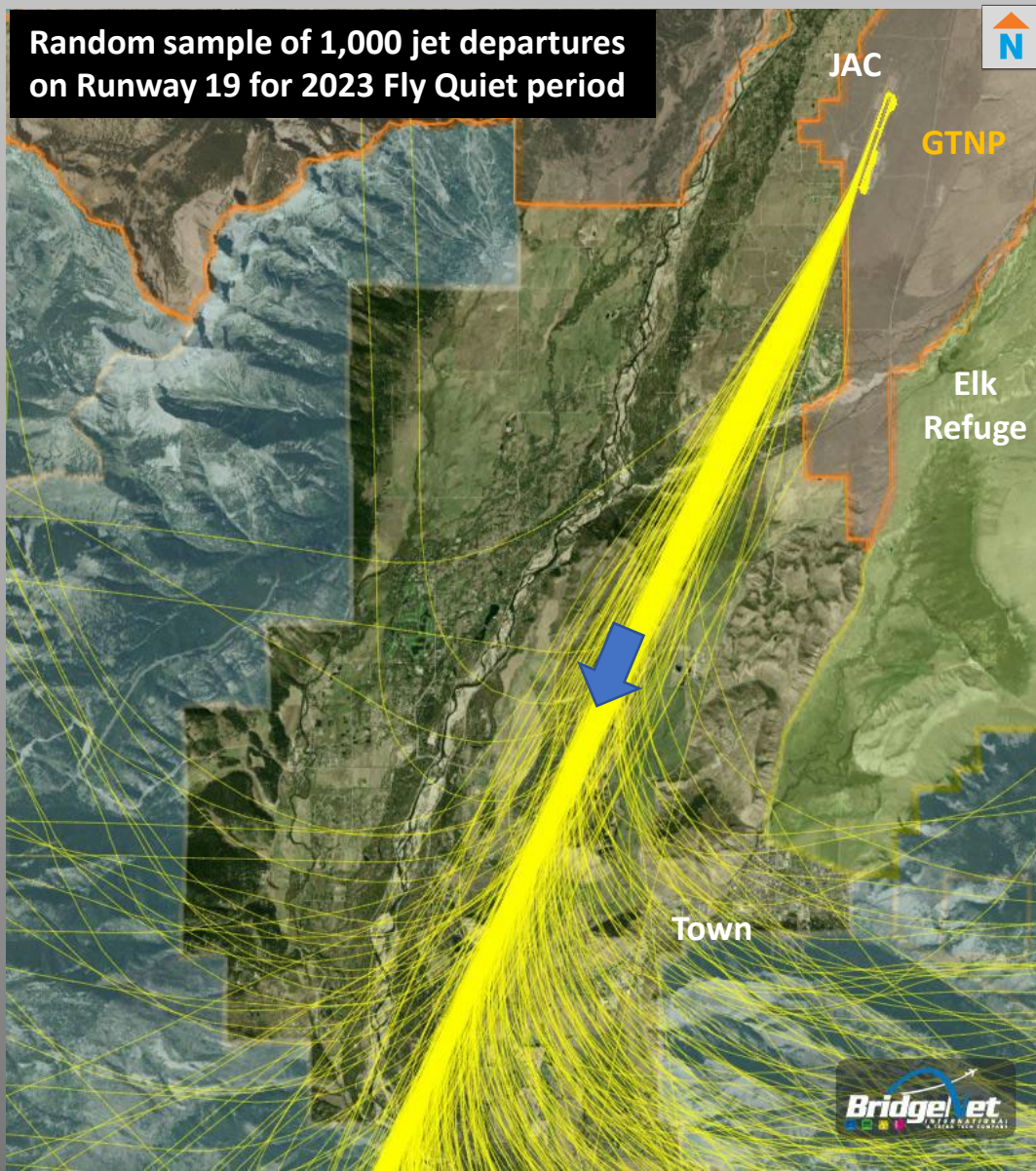


# New Procedure Arrival Usage 2023

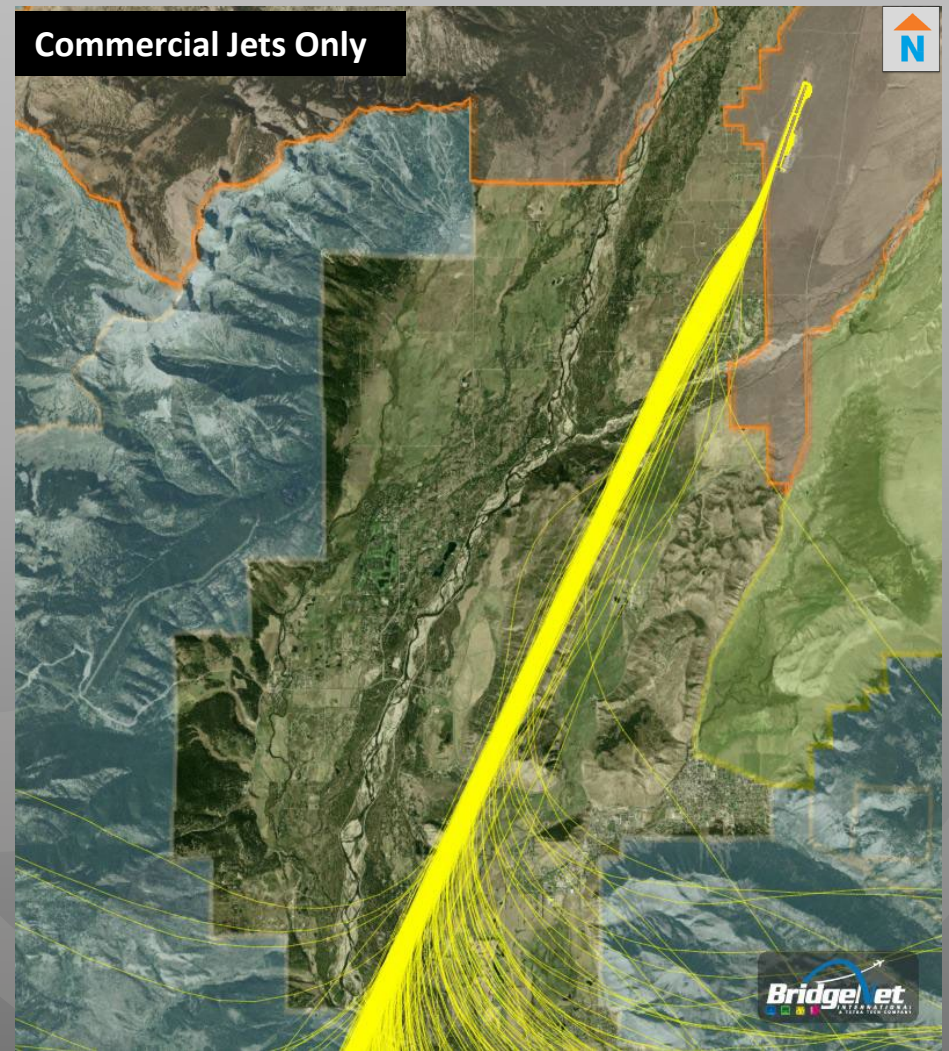
- ❖ Procedure first utilized in July 2022
- ❖ 20 flights used the procedure YTD in 2023
- ❖ All commercial operators used it at least once
- ❖ Delta, SkyWest and Alaska are largest users of procedure



# South Departure Flight Procedures



Use of aircraft flight management system (FMS) computer reduces westward drift on south departures





# Commercial Jets – Fly Quiet Score YTD 2023

Code	Operator	Total Ops	Primary Aircraft Type	Quiet Fleet Score (25 Points)	Follow Procedures Score (25 points)	Quieter Events Score (25 Points)	Voluntary Curfew Score (25 Points)	Quiet Fleet Bonus (5 pts)	Fly Procedure Bonus (5 pts)	-	Total Fly Quiet Score	Fly Quiet Rating Expectation
SKW	Skywest Airlines	787	E75L	17.5	24.2	23.2	25.0	0.0	2.0		91.9	FQ Top Tier
DAL	Delta Air Lines	668	A319	18.2	24.6	19.1	22.0	0.0	2.0		85.9	FQ Compliant
AAL	American Airlines	519	A319	18.3	24.2	17.2	25.0	0.0	1.0		85.6	FQ Compliant
ASA	Alaska Airlines	125	B737	17.7	20.8	17.7	25.0	0.0	2.0		83.2	FQ Compliant
UAL	United Airlines	1,010	B737	17.9	24.3	18.0	20.0	0.0	1.0		81.2	FQ Compliant



# Corporate Jet Fleets

30 Operations per year or greater – Fly Quiet Score YTD 2023

OPERATOR				FLY QUIET ELEMENTS				BONUSES			OVERALL	
Code	Operator	Total Ops	Primary Aircraft Type	Quiet Fleet Score (25 Points)	Follow Procedures Score (25 points)	Quieter Events Score (25 Points)	Voluntary Curfew Score (25 Points)	Quiet Fleet Bonus (5 pts)	Fly Procedure Bonus (5 pts)	-	Total Fly Quiet Score	Fly Quiet Rating Expectation
XOJ	XOJet	36	C750	24.7	19.9	25.0	25.0	3.9	0.0		98.4	FQ Top Tier
TIV	Thrive Aviation	38	C25B	24.9	19.9	25.0	25.0	1.1	0.0		95.8	FQ Top Tier
FTH	Mountain Aviation	111	C750	24.8	19.7	24.4	22.0	3.6	0.0		94.5	FQ Top Tier
EDG	Jet Edge	166	CL30	23.9	22.4	22.7	22.0	0.0	0.0		91.0	FQ Top Tier
EJA	NetJets Aviation	885	C68A	24.7	21.9	24.3	16.0	2.7	0.0		89.6	FQ Compliant
JRE	Fly Exclusive	77	C56X	24.1	14.0	23.4	25.0	1.8	0.0		88.3	FQ Compliant
TWY	Sunset Aviation	99	GLF6	22.6	21.2	23.9	19.0	0.0	0.0		86.7	FQ Compliant
EJM	Executive Jet Management	117	GLF4	22.4	22.1	20.5	20.0	0.5	0.0		85.5	FQ Compliant
LXJ	Bombardier FlexJet	534	E545	24.6	18.1	24.1	16.0	2.7	0.0		85.5	FQ Compliant
TTE	Avcenter	44	C560	20.7	0.0	18.2	25.0	0.5	0.0		64.4	FQ Low Tier



# Corporate Jet Fleets

Between 30 and 8 Operations per year – Fly Quiet Score YTD 2023

OPERATOR				FLY QUIET ELEMENTS				BONUSES			OVERALL	
Code	Operator	Total Ops	Primary Aircraft Type	Quiet Fleet Score (25 Points)	Follow Procedures Score (25 points)	Quieter Events Score (25 Points)	Voluntary Curfew Score (25 Points)	Quiet Fleet Bonus (5 pts)	Fly Procedure Bonus (5 pts)	-	Total Fly Quiet Score	Fly Quiet Rating Expectation
PFT	Paragon Airways	10	C750	25.0	25.0	25.0	25.0	4.0	0.0		104.0	FQ Top Tier
XSR	Airshare	16	E55P	24.7	25.0	25.0	25.0	3.1	0.0		102.9	FQ Top Tier
ASP	AirSprint	10	C25B	24.9	25.0	25.0	25.0	1.0	0.0		100.9	FQ Top Tier
DJR	Desert Jet	8	C25B	25.0	25.0	25.0	25.0	0.0	0.0		100.0	FQ Top Tier
SIS	Silver Air Airlines	8	GALX	23.3	25.0	25.0	25.0	0.0	0.0		98.3	FQ Top Tier
KPO	NXT Jet	10	GLF4	21.9	25.0	25.0	25.0	0.0	0.0		96.9	FQ Top Tier
JTZ	Nicholas Air	22	E55P	24.9	17.1	22.7	25.0	3.6	0.0		93.4	FQ Top Tier
MLN	Air Madeleine	8	G280	24.0	25.0	16.7	25.0	0.0	0.0		90.7	FQ Top Tier
JTL	Jet Linx	26	CL60	22.0	25.0	17.5	25.0	0.4	0.0		89.9	FQ Compliant
FWK	Flightworks	18	GALX	21.8	25.0	17.9	25.0	0.0	0.0		89.6	FQ Compliant
WJA	Westjet Airlines	10	SF50	25.0	13.9	25.0	20.0	5.0	0.0		88.9	FQ Compliant
BLK	Aero Black (USAC Airways)	10	E135	23.3	13.9	25.0	25.0	0.0	0.0		87.2	FQ Compliant
GAJ	Wheels Up Gama Aviation	20	C56X	25.0	8.3	25.0	25.0	2.5	0.0		85.8	FQ Compliant
COL	SC Aviation	8	H25B	17.0	25.0	16.7	25.0	0.0	0.0		83.6	FQ Compliant
CYO	Air Transport (ATI Jet)	10	LJ60	25.0	0.0	25.0	25.0	5.0	0.0		80.0	FQ Compliant
DPJ	Wheels Up Private Jets	27	BE40	18.5	16.7	18.5	25.0	0.0	0.0		78.7	FQ Compliant
KFB	STAjets	8	GLF4	21.9	13.9	17.9	25.0	0.0	0.0		78.6	FQ Compliant
JCY	Aerius Management	8	C25B	25.0	2.8	25.0	25.0	0.0	0.0		77.8	FQ Compliant
SGO	Admiral Beverage	26	H25B	15.9	25.0	11.7	25.0	0.0	0.0		77.6	FQ Compliant
SLH	Silverhawk Aviation	13	C56X	23.5	8.3	20.5	25.0	0.0	0.0		77.2	FQ Compliant
PXT	Pacific Coast Jet	13	C25B	24.1	7.2	25.0	20.0	0.8	0.0		77.0	FQ Compliant
RGY	Regency Airlines	10	BE40	15.4	25.0	10.0	25.0	0.0	0.0		75.4	FQ Compliant
HER	Hera Flight	8	C750	24.3	5.6	16.7	25.0	3.8	0.0		75.3	FQ Compliant
WWI	Worldwide Jet Charter	8	GLF4	20.7	25.0	10.7	18.8	0.0	0.0		75.2	FQ Compliant
DLX	Dreamline Aviation	10	LJ40	23.7	0.0	25.0	25.0	0.0	0.0		73.7	FQ Compliant



# Single Operator Corporate Jets

12 Operations per year or greater – Fly Quiet Score YTD 2023

OPERATOR				FLY QUIET ELEMENTS				BONUSES			OVERALL	
Code	Operator	Total Ops	Primary Aircraft Type	Quiet Fleet Score (25 Points)	Follow Procedures Score (25 points)	Quieter Events Score (25 Points)	Voluntary Curfew Score (25 Points)	Quiet Fleet Bonus (5 pts)	Fly Procedure Bonus (5 pts)	-	Total Fly Quiet Score	Fly Quiet Rating Expectation
N482PG	GATES GROUP AIR LLC	17	HDJT	25.0	20.2	25.0	25.0	5.0	0.0		100.2	FQ Top Tier
N894KS	KS Air Charter, LLC	16	C68A	25.0	18.3	25.0	25.0	5.0	0.0		98.3	FQ Top Tier
N980CC	FJ20 166 LLC	18	GLEX	21.8	25.0	21.9	25.0	0.0	0.0		93.7	FQ Top Tier
N211PB	JOUST CAPITAL III LLC	16	GLEX	21.8	25.0	21.4	25.0	0.0	0.0		93.3	FQ Top Tier
N44GF	Ace Aviation Service, LLC	12	C560	18.3	25.0	25.0	25.0	0.0	0.0		93.3	FQ Top Tier
N281EB	Swan, Erik	16	PC24	21.6	20.8	25.0	25.0	0.0	0.0		92.4	FQ Top Tier
N393BZ	FALCON HOLDINGS II LLC	12	GLEX	21.8	25.0	20.5	25.0	0.0	0.0		92.3	FQ Top Tier
N793KK	Banc of America Leasing & Ca...	15	F2TH	20.4	25.0	20.8	25.0	0.0	0.0		91.2	FQ Top Tier
N900BC	CSMS Management, LLC	22	C700	25.0	15.3	25.0	25.0	0.0	0.0		90.3	FQ Top Tier
N30MZ	Wildwood Yonder, LLC	33	GALX	21.6	22.4	25.0	20.0	0.0	0.0		89.0	FQ Compliant
N312PV	Kleinheinz Capital Partners, Inc.	12	F900	20.0	18.3	18.8	25.0	0.0	0.0		82.1	FQ Compliant
N611MP	Air Elements, LLC	20	C560	18.3	6.0	25.0	25.0	0.0	0.0		74.2	FQ Compliant
N307GP	AIR CASHMERE LLC	30	G150	20.2	7.1	14.5	17.0	0.0	0.0		58.7	FQ Low Tier



# Single Operator Corporate Jets

Between 11 and 6 Operation per Year – Fly Quiet Score YTD 2023

OPERATOR				FLY QUIET ELEMENTS				BONUSES			OVERALL	
Code	Operator	Total Ops	Primary Aircraft Type	Quiet Fleet Score (25 Points)	Follow Procedures Score (25 Points)	Quieter Events Score (25 Points)	Voluntary Curfew Score (25 Points)	Quiet Fleet Bonus (5 pts)	Fly Procedure Bonus (5 pts)	-	Total Fly Quiet Score	Fly Quiet Rating Expectation
N106SP	Partee Aviation, LLC	6	C680	25.0	25.0	25.0	25.0	5.0	0.0		105.0	FQ Top Tier
N113HX	Happytimes Aviation, LLC	6	HDJT	25.0	25.0	25.0	25.0	5.0	0.0		105.0	FQ Top Tier
N265AV	Avmax Aircraft Leasing, Inc.	6	C750	25.0	25.0	25.0	25.0	5.0	0.0		105.0	FQ Top Tier
N308GV	IBW Air Services, LLC	6	E55P	25.0	25.0	25.0	25.0	5.0	0.0		105.0	FQ Top Tier
N393BU	Meredith Operations Corp	6	E545	25.0	25.0	25.0	25.0	5.0	0.0		105.0	FQ Top Tier
N393BW	Meredith Operations Corp	6	E545	25.0	25.0	25.0	25.0	5.0	0.0		105.0	FQ Top Tier
N514AF	N128CV LLC	6	E50P	25.0	25.0	25.0	25.0	5.0	0.0		105.0	FQ Top Tier
N649SP	Standard Process, Inc.	8	E545	25.0	25.0	25.0	25.0	5.0	0.0		105.0	FQ Top Tier
N680MB	Ironstate East West, LLC	10	C680	25.0	25.0	25.0	25.0	5.0	0.0		105.0	FQ Top Tier
N122WY	Strategic Organizational Mana...	6	C25B	25.0	25.0	25.0	25.0	0.0	0.0		100.0	FQ Top Tier
N306MF	TAMKO Building Products, Inc.	6	CL30	25.0	25.0	25.0	25.0	0.0	0.0		100.0	FQ Top Tier
N560TW	T.W. Lewis Aviation, LLC	7	C56X	25.0	25.0	25.0	25.0	0.0	0.0		100.0	FQ Top Tier
N75G	Latitude 33 Aviation, LLC	6	C25B	25.0	25.0	25.0	25.0	0.0	0.0		100.0	FQ Top Tier
N872J	Jacksons Food Stores, Inc.	8	C25B	25.0	25.0	25.0	25.0	0.0	0.0		100.0	FQ Top Tier
N888HH	Haworth Transportation Servic...	8	GA5C	24.7	25.0	25.0	25.0	0.0	0.0		99.7	FQ Top Tier
N406LA	Locati Architects, LLC	6	C25A	24.2	25.0	25.0	25.0	0.0	0.0		99.2	FQ Top Tier
N599SL	Sei Services, LLC	6	LJ75	24.1	25.0	25.0	25.0	0.0	0.0		99.1	FQ Top Tier
N249GA	WILDSTAR PARTNERS LLC	6	G280	24.0	25.0	25.0	25.0	0.0	0.0		99.0	FQ Top Tier
N880SP	Global Jet Capital	6	G280	24.0	25.0	25.0	25.0	0.0	0.0		99.0	FQ Top Tier
CFNVT	U	6	CL60	23.2	25.0	25.0	25.0	0.0	0.0		98.2	FQ Top Tier
N82RL	604, LLC	8	CL60	23.2	25.0	25.0	25.0	0.0	0.0		98.2	FQ Top Tier
N51NP	NPG Management, LLC	6	HA4T	22.6	25.0	25.0	25.0	0.0	0.0		97.6	FQ Top Tier
N1440W	OVERLAND AIR LLC	6	C25C	22.5	25.0	25.0	25.0	0.0	0.0		97.5	FQ Top Tier
N1878E	Galaxy Lift, LLC	6	GLF5	22.2	25.0	25.0	25.0	0.0	0.0		97.2	FQ Top Tier
N319GG	GG AVIATION LLC	6	GLEX	21.8	25.0	25.0	25.0	0.0	0.0		96.8	FQ Top Tier
N1866M	Spirit of BFC LLC	10	C680	25.0	16.7	25.0	25.0	5.0	0.0		96.7	FQ Top Tier
N819AP	Sky Partners Inc.	6	GALX	21.6	25.0	25.0	25.0	0.0	0.0		96.6	FQ Top Tier
N503KJ	Crawford Leasing Company, LLC	6	CL30	25.0	25.0	25.0	20.8	0.0	0.0		95.8	FQ Top Tier
N970CC	FJ20 166, LLC	9	F900	20.0	25.0	25.0	25.0	0.0	0.0		95.0	FQ Top Tier
N324FP	Fox Paine & Company, LLC	9	GLF4	21.9	25.0	18.8	25.0	0.0	0.0		90.7	FQ Top Tier
N107SB	U	6	BE40	15.4	25.0	25.0	25.0	0.0	0.0		90.4	FQ Top Tier

OPERATOR				FLY QUIET ELEMENTS				BONUSES			OVERALL	
Code	Operator	Total Ops	Primary Aircraft Type	Quiet Fleet Score (25 Points)	Follow Procedures Score (25 points)	Quieter Events Score (25 Points)	Voluntary Curfew Score (25 Points)	Quiet Fleet Bonus (5 pts)	Fly Procedure Bonus (5 pts)	-	Total Fly Quiet Score	Fly Quiet Rating Expectation
N117WR	Whiskey Romeo Owner, LLC	7	GLF4	21.9	25.0	17.9	25.0	0.0	0.0		89.8	FQ Compliant
N565AB	CCA HOLDINGS LLC	6	G280	24.0	25.0	15.0	25.0	0.0	0.0		89.0	FQ Compliant
N626CT	Sirrine Hall Aviation, LLC	6	C750	25.0	8.3	25.0	25.0	5.0	0.0		88.3	FQ Compliant
X8PASD	U	7	GLF6	24.3	13.9	25.0	25.0	0.0	0.0		88.2	FQ Compliant
N600EB	AA6Sky, LLC	6	GA6C	23.5	13.9	25.0	25.0	0.0	0.0		87.4	FQ Compliant
N4840W	Launchequity Partners, LLC	8	F2TH	20.4	16.7	25.0	25.0	0.0	0.0		87.0	FQ Compliant
N560U	CSMS MANAGEMENT LLC	6	GL5T	22.5	13.9	25.0	25.0	0.0	0.0		86.4	FQ Compliant
N525PB	JCL Aviation, LLC	6	C25C	22.5	13.9	25.0	25.0	0.0	0.0		86.3	FQ Compliant
N583AJ	Come Fly With Me, LLC	6	GLF4	21.9	25.0	12.5	25.0	0.0	0.0		84.4	FQ Compliant
N868CB	Nash Property Holdings I, LLC	6	C25A	24.2	13.9	25.0	20.8	0.0	0.0		83.9	FQ Compliant
N532LW	Go Fast, LLC	8	C25B	25.0	8.3	25.0	25.0	0.0	0.0		83.3	FQ Compliant
N391B	Battelle Memorial Institute	8	H25B	15.9	25.0	16.7	25.0	0.0	0.0		82.6	FQ Compliant
N600JM	East Lake Jet Aviation, LLC	8	F900	20.0	25.0	12.5	25.0	0.0	0.0		82.5	FQ Compliant
N939AJ	Jet Aviation Flight Services, Inc.	8	E35L	22.9	8.3	25.0	25.0	0.0	0.0		81.2	FQ Compliant
N585WT	Kedec Services, LLC	6	C25B	25.0	8.3	25.0	20.8	0.0	0.0		79.2	FQ Compliant
N650SG	Merlin One Aircraft, LLC	6	C650	16.4	25.0	12.5	25.0	0.0	0.0		78.9	FQ Compliant
N565CD	GDED, LLC	6	H25B	15.9	25.0	12.5	25.0	0.0	0.0		78.4	FQ Compliant
N393SG	N393SG, LLC	6	C25B	25.0	2.8	25.0	25.0	0.0	0.0		77.8	FQ Compliant
N428JE	Jacksons Food Stores, Inc.	10	C25B	25.0	2.8	25.0	25.0	0.0	0.0		77.8	FQ Compliant
N717EP	JetSmart, Inc.	8	CL35	24.3	2.8	25.0	25.0	0.0	0.0		77.1	FQ Compliant
N79LE	CIRCLE AROUND 1 LLC	6	F900	20.0	25.0	5.0	25.0	0.0	0.0		75.0	FQ Compliant
N115LF	REGISTRATION PENDING	6	CL30	25.0	0.0	25.0	25.0	0.0	0.0		75.0	FQ Compliant
N73VR	Victor Romeo Aviation LLC	10	FATX	19.1	25.0	2.8	25.0	0.0	0.0		71.9	FQ Compliant
N156RE	AirStat, Inc.	8	FA50	15.9	13.9	12.5	25.0	0.0	0.0		67.3	FQ Low Tier
N331JA	M.K. Rockwell Investments, LLC	6	LJ31	20.1	0.0	16.7	20.8	0.0	0.0		57.6	FQ Low Tier
N420SM	N143BL LLC	8	LJ45	24.6	0.0	5.0	25.0	0.0	0.0		54.6	FQ Low Tier





# Working with Individual Operators

- ❖ A number of operators have expressed interest in how to improve their score
- ❖ Developed a detailed report to send to operators showing their results
- ❖ Developed a guide on how to improve scores – available on the Airport’s website

Operator									
Year	Code	Operator							
2022	TTE	Avcenter							

Overall Fly Quiet Score								
Quiet Fleet Score (25 Points)	Follow Procedures Score (25 points)	Quieter Events Score (25 Points)	Voluntary Curfew Score (25 Points)	Quiet Fleet Bonus (5 pts)	Fly RNP Bonus (5 pts)	Sustainability Bonus (5 pts)	Total Fly Quiet Score	Fly Quiet Rating Expectation
20.5	0.0	17.6	22.0	0.8	0.0	0.0	60.8	FQ Low Tier

Fleet Quality and Quiet Fleet Bonus Score Details						
Total Annual Ops	Primary Aircraft	Avg Fleet Margin (dB)	Quiet Fleet Score (25 pts)	Total Stage 5 Plus Ops	Percent Stage 5 Plus	Quiet Fleet Bonus (5 pts)
159	C560	19.0	20.5	25	16%	0.8

Follow Procedures Score Details										
Total GPS v CONV	Valid GPS v CONV	Percent GPS v CONV	Total East v West	Valid East v West	Percent East v West	Total South Flights	Valid Without Drift	Percent Without Drift	Percent All Proc	Follow Procedures Score (25 points)
41	41	100.0%	69	61	88.4%	61	18	29.5%	72.6%	0.0

High Events and Voluntary Curfew Score Details					
Total High Events	Percent High Events per Operation	Quiet Events Score (25 points)	Curfew Ops	Percent Comply Curfew	Voluntary Curfew Score (25 points)
16	85.2%	17.6	1	99.4%	22.0

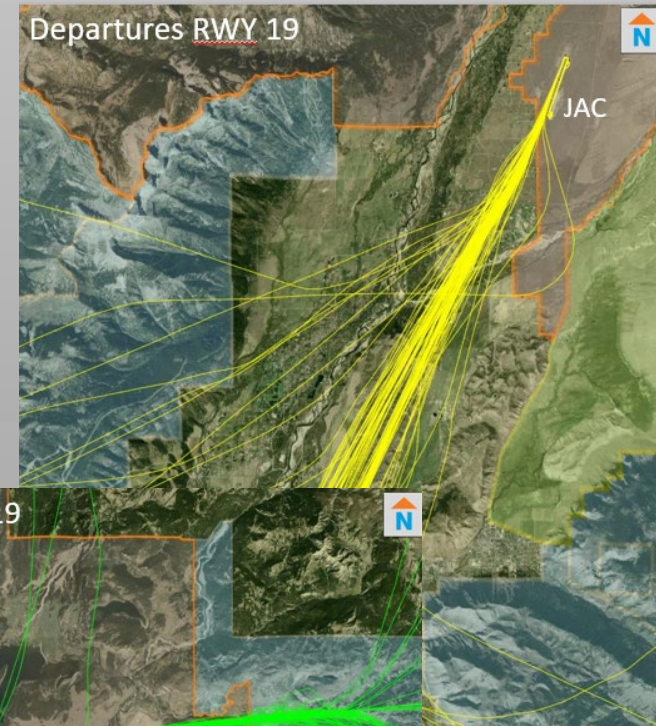
  

Fleet Quality Operational Details						
Year	Code	Aircraft	Description	Total Operations	Total Stage 5 Plus Operations	Aircraft Margin (dB)
2022	TTE	C525	Cessna 525 CITATION CJ1	25	25	33.8
2022	TTE	C560	560 Citation 5	107	0	12.9
2022	TTE	C56X	560XL Citation EXCEL	27	0	29.2
<b>Total</b>				<b>159</b>	<b>25</b>	

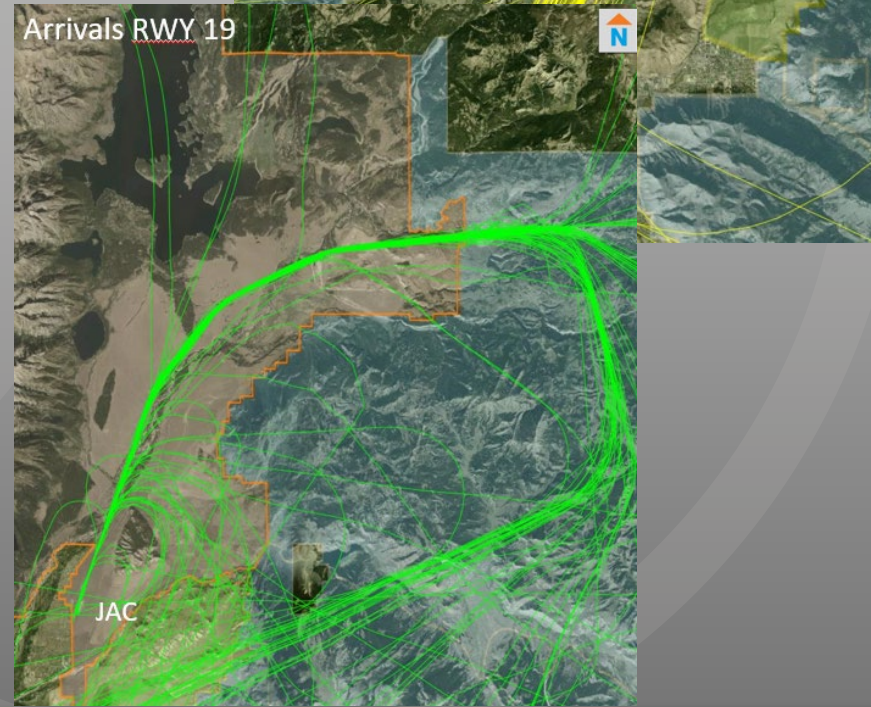
  

Voluntary Curfew Hours Operations						
Flight Time	D/A	Aircraft	Flight ID	Ship No	Runway	Org/Dest
2/15/2022 10:21:51 PM	D	C56X	TTE499	N499AV	19	KSLC

Departures RWY 19



Arrivals RWY 19

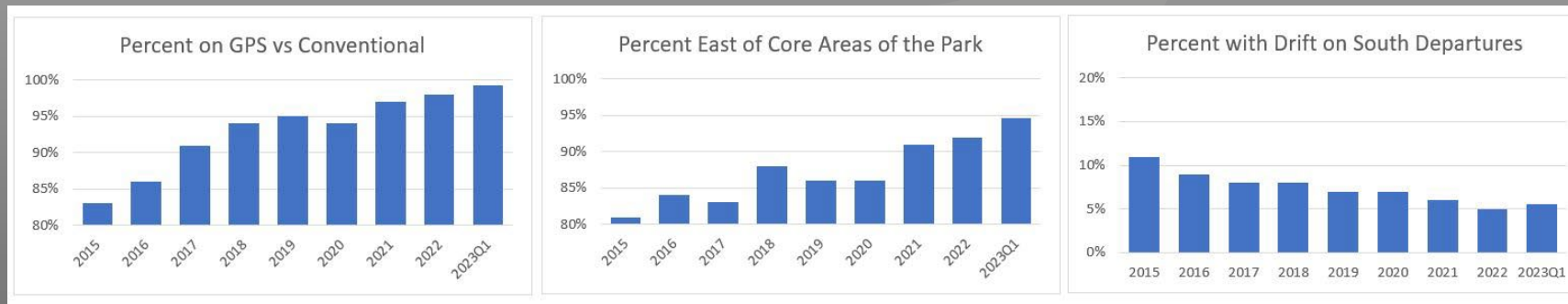




# Summary

## ❖ Fly Quiet shows a continued overall trend of improvement or steady levels of Fly Quiet noise measures

- Corporate jet **Fleet Quality** shows trends in greater use of newer generation (quieter) Stage 5 aircraft and less of the older (louder) Stage 3 aircraft. Commercial not yet changing.
- Aircraft are following the **flight procedure goals** with greater than 90% compliance and showing trends of year over year increased compliance.
- The percentage of **higher noise level events** per operation are reducing as older technology jet aircraft leave the fleet and Fly Quiet efforts continue.
- The number of **voluntary curfew hours** jet operations increased with the new expanded curfew hours. The increase is due to the new hours with the number of operations during the old hours the same as last year.





# Summary, Continued

- ❖ Operators are paying attention and inquiring how they can improve.
- ❖ Developed a “Self Help Guide” for operators to use as a tool to evaluate their performance and address specific areas where they may be deficient along with methods to improve.
- ❖ Some operators have moved up in the ranking scale.
- ❖ Without this Program, operators would not be aware of how they may be affecting the community or how to improve.



# Next Steps

## ❖ 2023 Activities

- Promote Top Tier operators
- Continue to work with Low Tier operators to improve
- Use up-to-date 2023 data to track operators
- Communicate and promote FQ quarterly with industry publications
- Advertise results

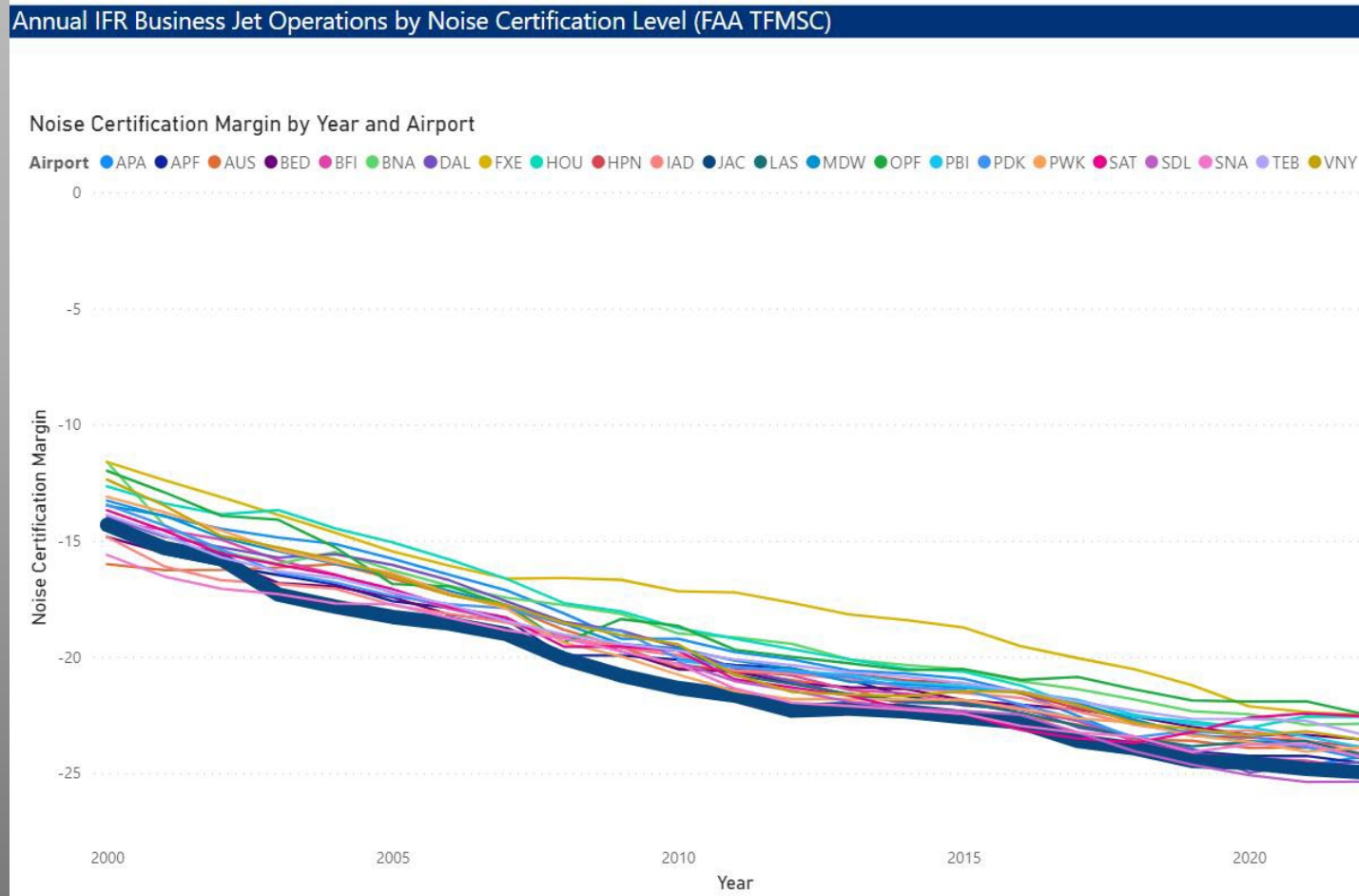
## ❖ Future 2023 Update

- Promote through National Business Aviation Association and other outreach methods to operators
- Other



# Trends in Business Jet Fleet Noise

This graphic shows the 20-plus year trend of the average certification noise level of corporate jets at various airports around the country, including Jackson. The trend shows year over year improvement as the aircraft are quieter, with Jackson having a quieter fleet than the AVERAGE of the rest of the country. The graphic below shows the average certification value for JAC in blue along with other example airports around the country.



QUIETER





# Questions