

# **Fly Quiet Program – Year-to-Q3 Update & Noise Monitoring Briefing**

Jackson Hole Airport  
December 14, 2022



# Agenda

- ❖ New Southern Monitoring Locations
- ❖ Noise Modeling vs Monitoring
- ❖ Year-to-Date Operations
- ❖ Fly Quiet Results: January – October 2022



# Agenda

- ❖ **New Southern Monitoring Locations**
- ❖ Noise Modeling vs Monitoring
- ❖ Year-to-Date Operations
- ❖ Fly Quiet Results: January – October 2022



# Aircraft Noise Monitoring

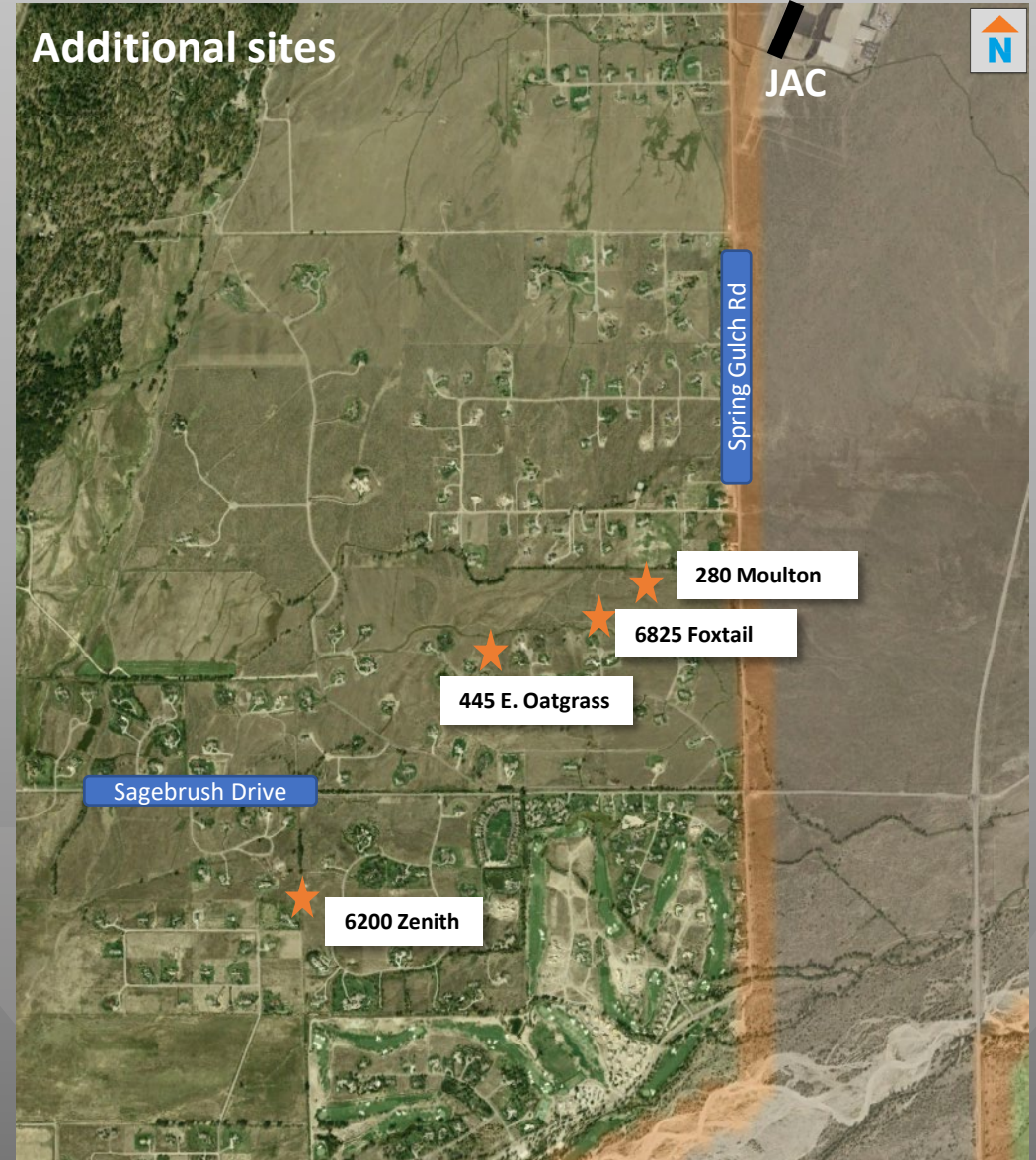
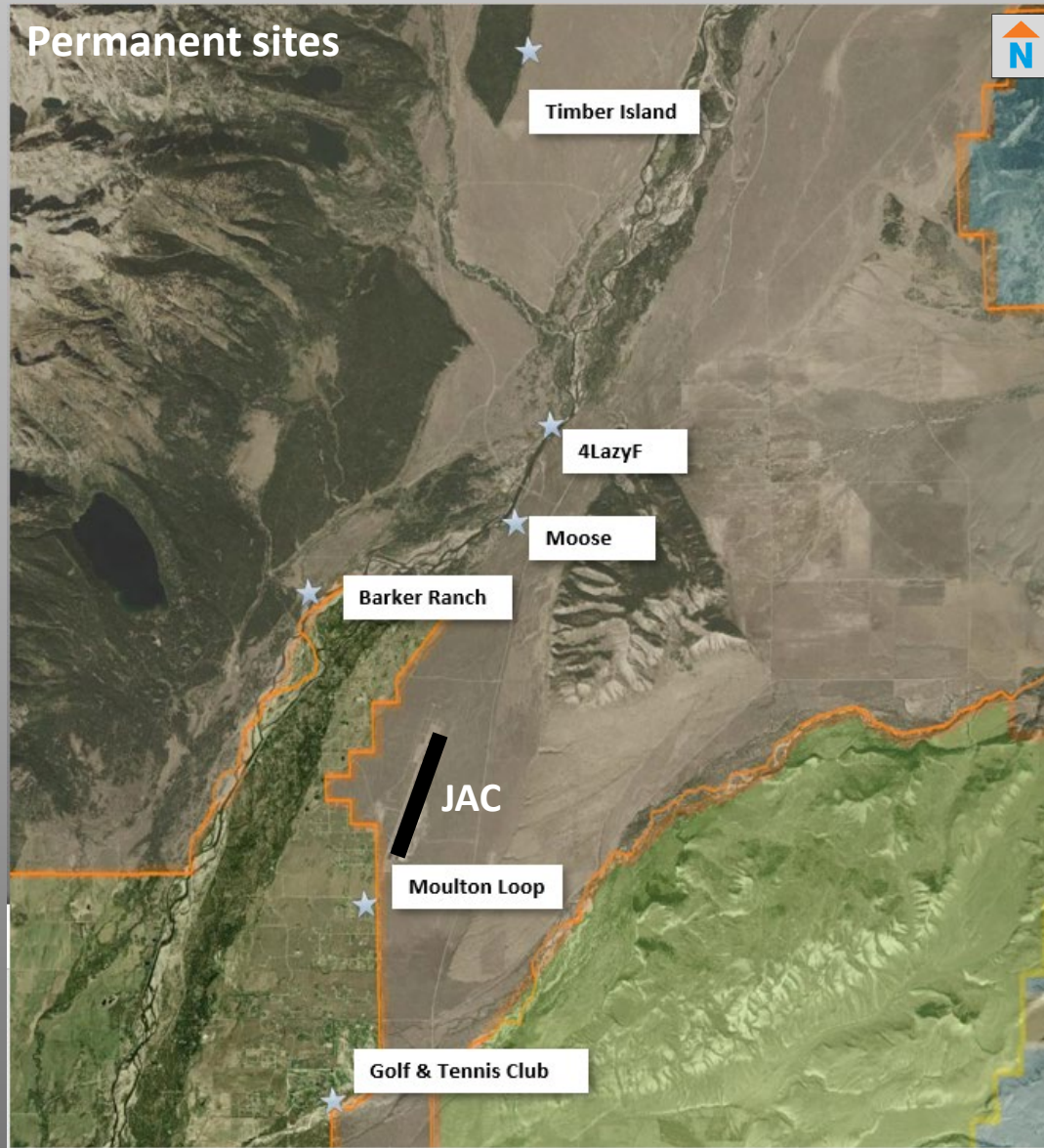
## ❖ Aircraft Noise Monitoring

- Six permanent noise monitors record noise 24-hours per day; five additional monitors record noise on an interim basis.
- Noise monitors record aircraft noise events that are correlated to radar data; monitors separate other non-aircraft noise and compute cumulative noise metrics.
- Monitored noise provides support to the FAA's AEDT noise model to verify model inputs on how aircraft operate and verify modeled levels at sample locations.
- Noise monitoring gives additional confidence in modeled results.
- Noise monitoring not typically available at most airports the size of Jackson.
- Monitoring is not required everywhere to determine noise around an airport, but can be useful in verifying modeling results at key locations around an airport.



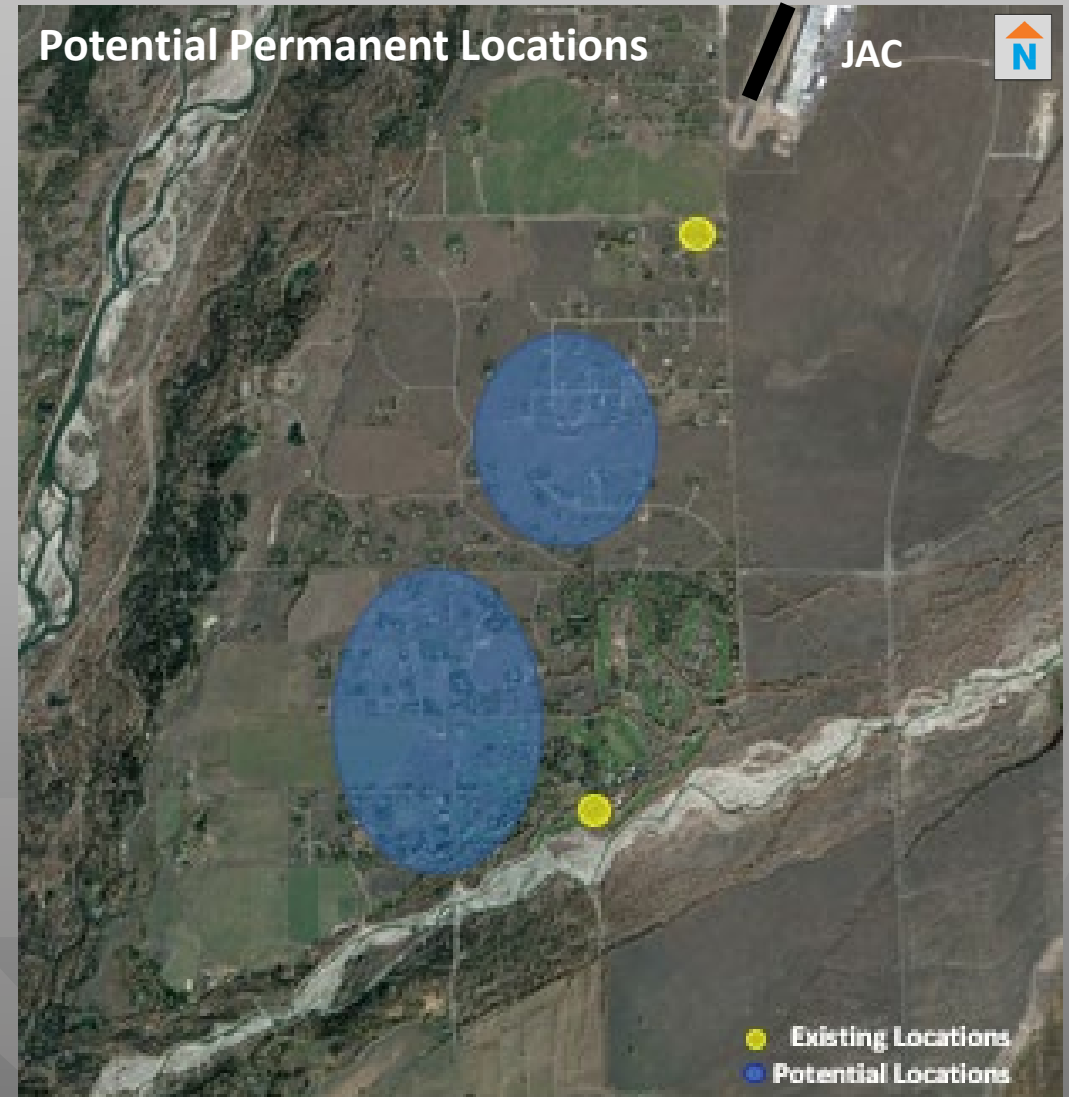


# Noise Monitor Locations



# New Noise Monitor Locations

- ❖ Noise Monitor Locations
  - Provide additional noise information for areas south of the airport.
  - Locations are chosen based on:
    - Location relative to various distance from existing flight path and any future planned flight paths
    - Location away from other noise sources such as roadways
    - Property owner authorization
    - Secure location
- ❖ AEDT models noise levels in areas around the Airport in an evenly spaced grid.
- ❖ The noise monitoring data can be used to compare measured vs modeled results to verify the model.
- ❖ AEDT is then used to model the area around the airport and is presented in terms of noise contours.





# Agenda

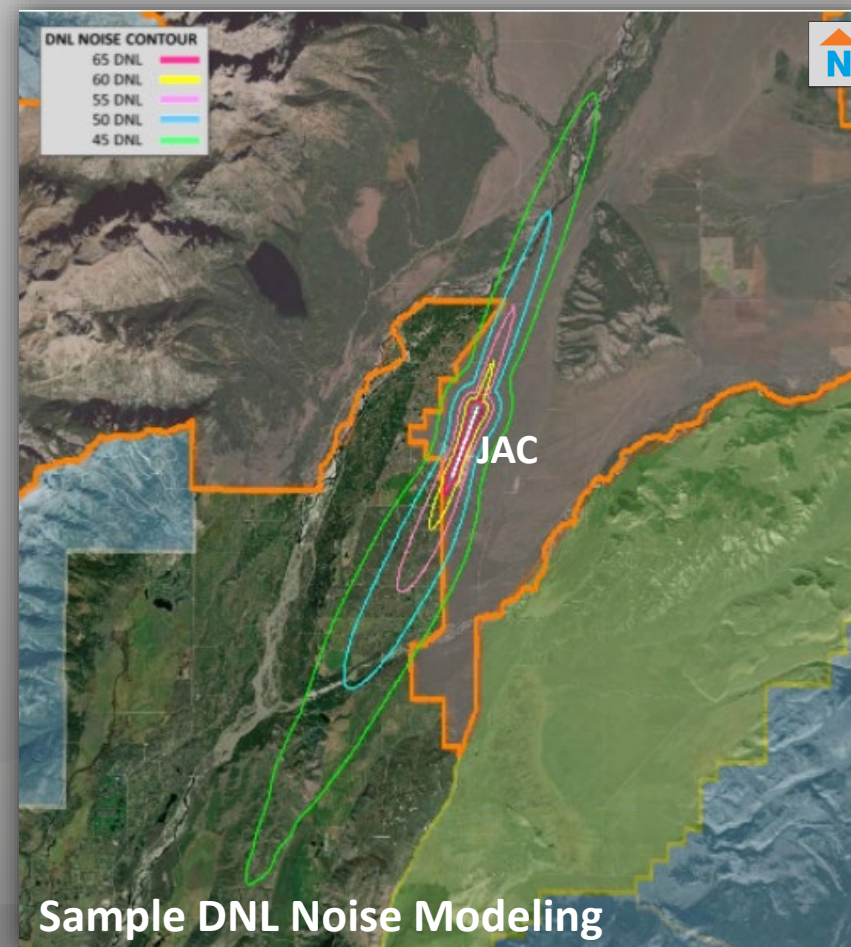
- ❖ New Southern Monitoring Locations
- ❖ **Noise Modeling vs Monitoring**
- ❖ Year-to-Date Operations
- ❖ Fly Quiet Results: January – October 2022



# Aircraft Noise Modeling

## ❖ Aircraft Noise Modeling

- FAA requires use of the Aviation Environmental Design Tool, AEDT, to model noise for Federal projects, such as a CFR 14 Part 150 Study.
- AEDT is a robust program containing information required to present the aircraft noise environment.







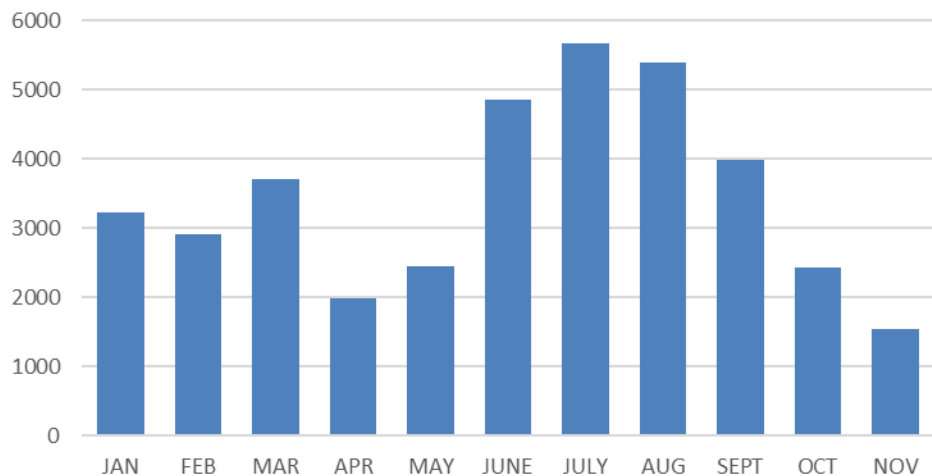
# Agenda

- ❖ New Southern Monitoring Locations
- ❖ Noise Modeling vs Monitoring
- ❖ **Year-to-Date Operations**
- ❖ Fly Quiet Results – January – October 2022

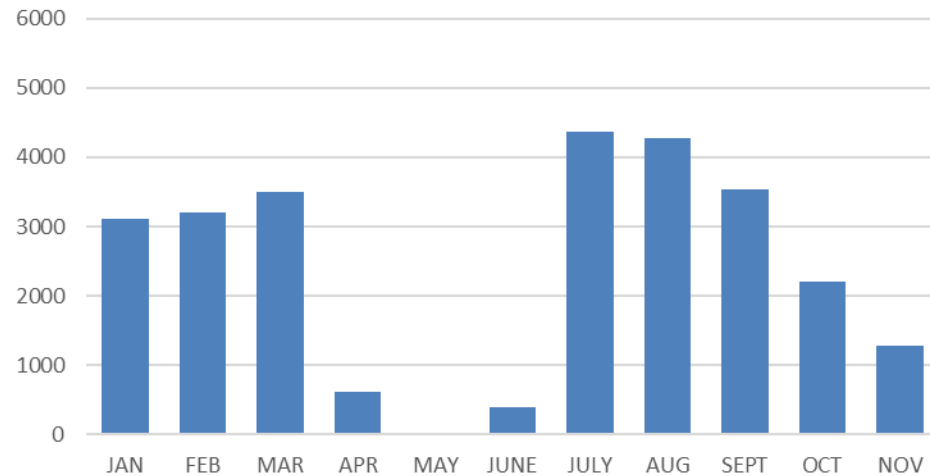


# 2021 vs 2022 Airport Operations

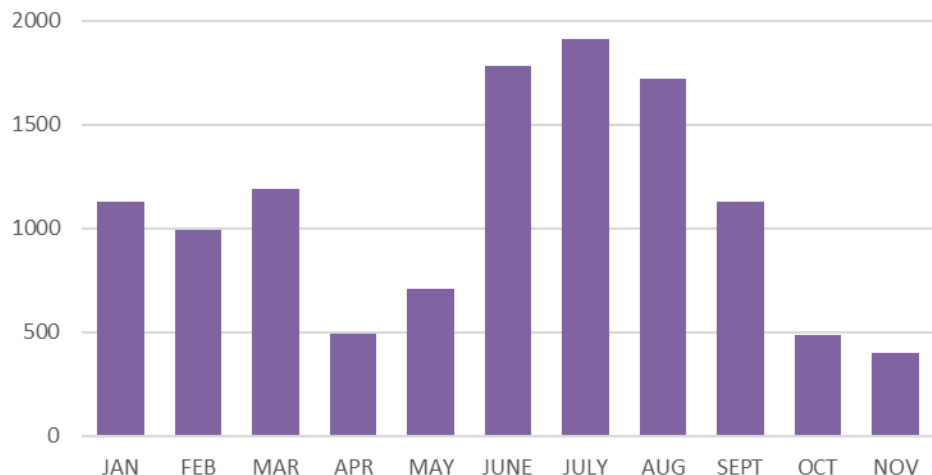
### 2021 Total Operations



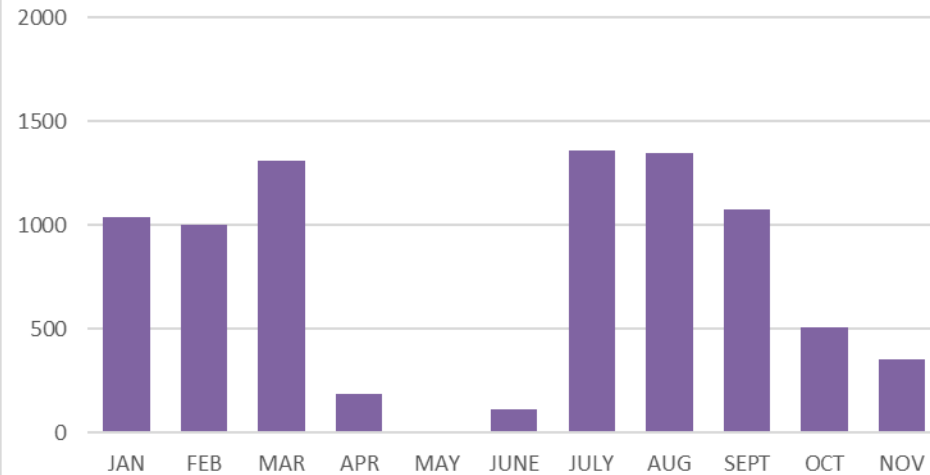
### 2022 Total Operations



### 2021 Commercial Operations



### 2022 Commercial Operations



Through November 2022:

- ❖ Total operations down 30% over 2021 operations, including closure months.
- ❖ Since July 1, 2022 after closure:
  - Total down 17%
  - Commercial down 17%
  - Business Jets down 8%
- ❖ Source FAA Tower Count



# Agenda

- ❖ New Southern Monitoring Locations
- ❖ Noise Modeling vs Monitoring
- ❖ Year-to-Date Operations
- ❖ **Fly Quiet Results: January – October 2022**



# Goal of Fly Quiet

Encourage operators to fly as quietly as possible with the quietest available aircraft and adhere to the airport's noise abatement programs to minimize noise impacts.



# Fly Quiet Overview

- ❖ Measures compliance with noise abatement goals/metrics and recognizes Airport users that best achieve those goals;
- ❖ Continually redefines and expands noise reduction goals using different metrics and measures;
- ❖ Requires minimum FAA involvement/coordination, but Airport user involvement is critical;
- ❖ Established as a component of the most recent CFR Part 150 Study approved by the FAA; and
- ❖ Provides direction to users on how to improve their score.



# Fly Quiet Program Elements and Bonuses

ELEMENTS	Goal	Measure
<b>Fleet Quality</b>	Acknowledge/encourage operators to fly the quietest aircraft	<ul style="list-style-type: none"> <li>• FAA Aircraft Certificated Stage Noise Level</li> <li>• Stage 5 is highest</li> </ul>
<b>Minimize Higher Noise Events</b>	Minimize the highest aircraft noise events from individual overflights	<ul style="list-style-type: none"> <li>• Track % higher noise events per total operations</li> <li>• Zero high events the highest score (100%)</li> </ul>
<b>Minimize Violation of Voluntary Curfew</b>	<p>Rated upon number of times an operation occurred during the voluntary curfew hours</p> <p>11:30 pm to 6 am for arrivals 10 pm to 6 am for departures</p>	<ul style="list-style-type: none"> <li>• Number of flights in curfew hours</li> <li>• <u>Low score</u> is based upon <u>greater number</u> of curfew violations</li> <li>• Zero curfew operations is highest score (100%)</li> </ul>
<b>Flight Procedure Compliance</b>	Three instrument procedures evaluated with results combined into one score	<ul style="list-style-type: none"> <li>• Rated on % of flights following procedure goal</li> <li>• Full compliance is the highest score (100%)</li> </ul>

BONUSES	Goal	Measure
<b>Quiet Fleet Bonus</b>	Acknowledge/encourage operators that operate the very quietest aircraft	<ul style="list-style-type: none"> <li>• Aircraft that are at least 10 dB quieter than the Stage 5 standard. Up to 5 points for percent of fleet that is Stage 5+</li> </ul>
<b><i>Fly RNP Bonus</i></b>	Flying the new RNP procedure	<ul style="list-style-type: none"> <li>• Rated on % of flights flying procedure goal for Full compliance is the highest score (5 bonus points)</li> </ul>



# Fly Quiet Scoring

## ❖ Scoring System

- Results scaled on a 0-100 scoring system
- **100** is considered the best possible in each category
- Overall best score is the highest average of all 4 categories

## ❖ Notifications and Acknowledgements

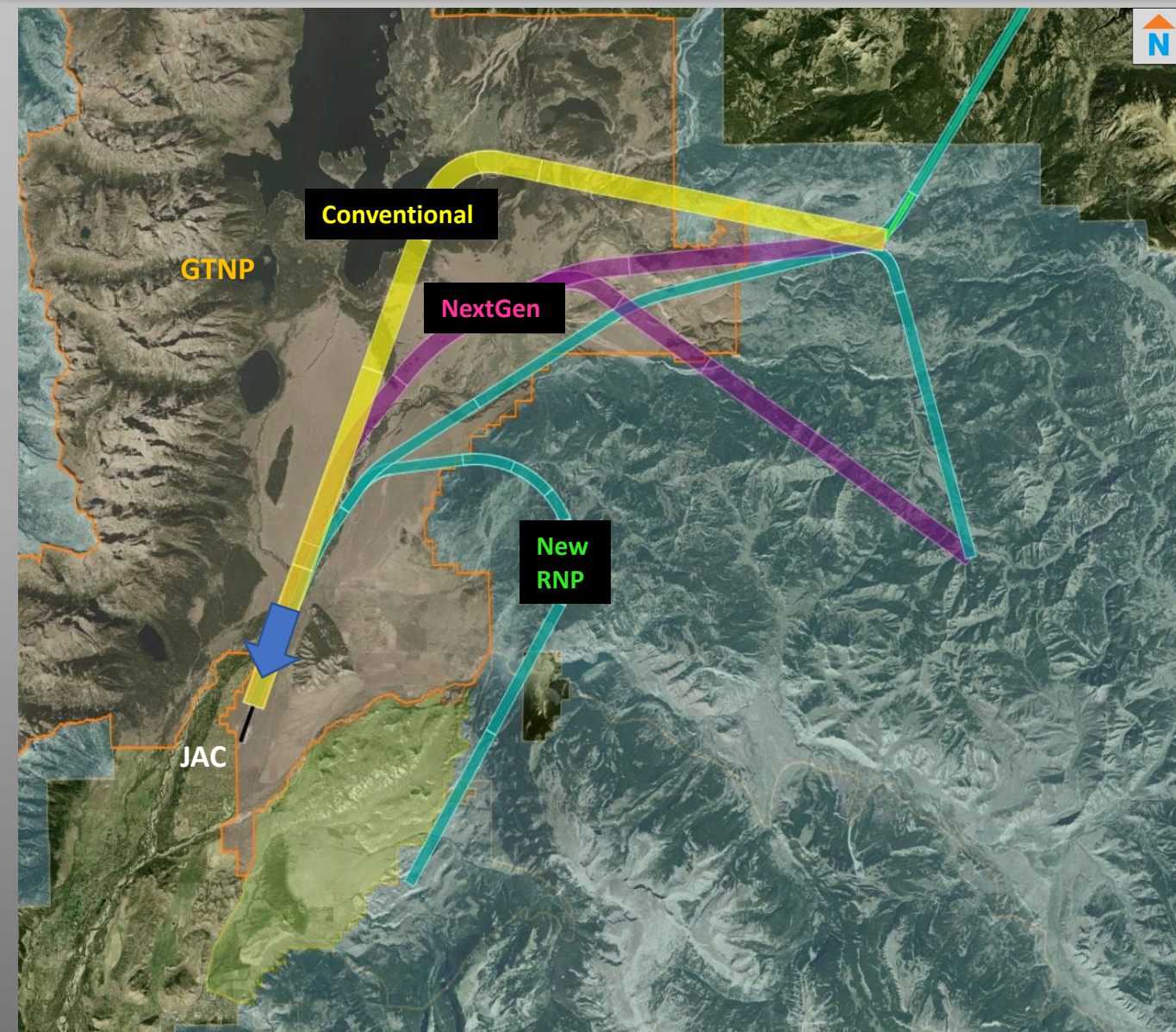
- Both Best and Poor operators in each category below and most improved

FLY QUIET RATING	FLY QUIET
FQ Top Tier	90-100+
FQ Compliant	70-89.9
FQ Low Tier	0-69.9

CATEGORY OF JET OPERATOR	CLASSIFICATION BY NUMBER OF ANNUAL OPERATIONS
Commercial and Regional Jet Airlines	Minimum of 6 operations
Part 135 Business Jets (fleets, fractional ownership)	-Operators with 30 or more flights -Operators with less than 30 -Minimum of 6 operations
Single Jet Owner/ Operator (i.e., N1234)	-Operators with 30 or more flights -Operators with less than 30 -Minimum of 6 operations



# South Arrival Procedures over GTNP (Conventional / NextGen / New RNP)



## ❖ NextGen Flight Path Compliance

- Flying NextGen path vs conventional path

## ❖ East of NextGen Flight Path

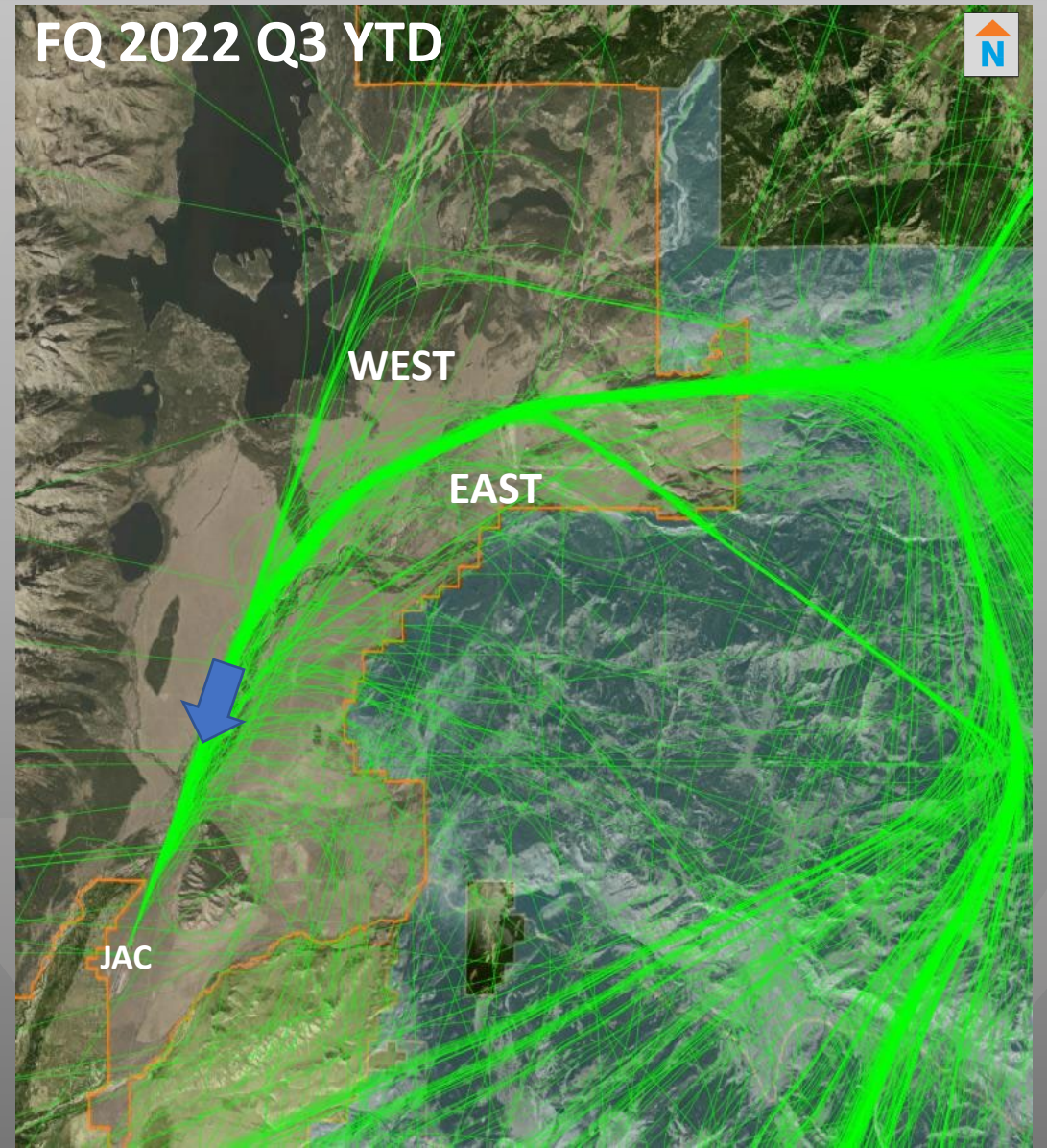
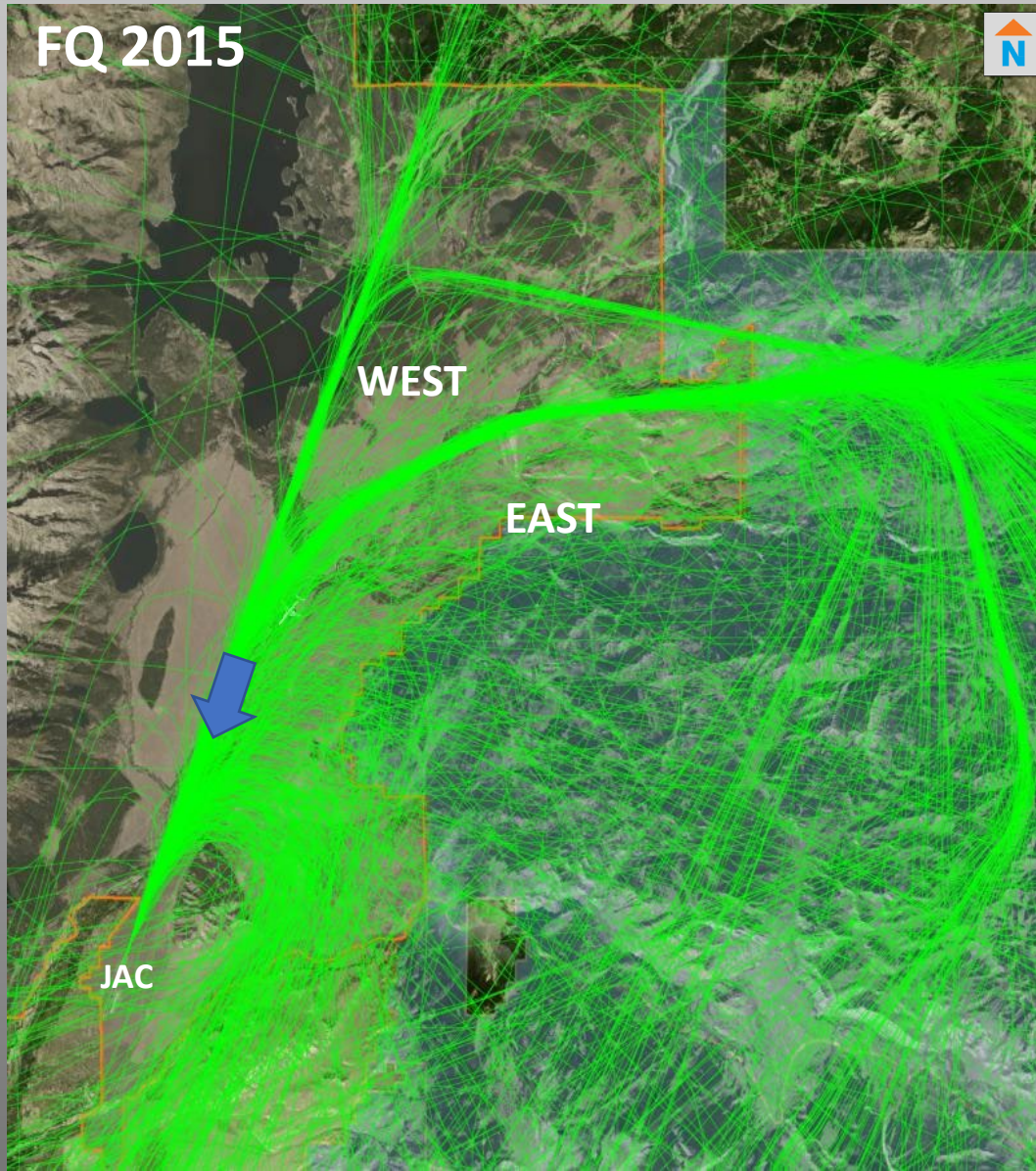
- Flying on or east of NextGen path vs west of path closer to core activity areas of the Park

## ❖ New RNP Flight Path

- Bonus points for flying new RNP procedure

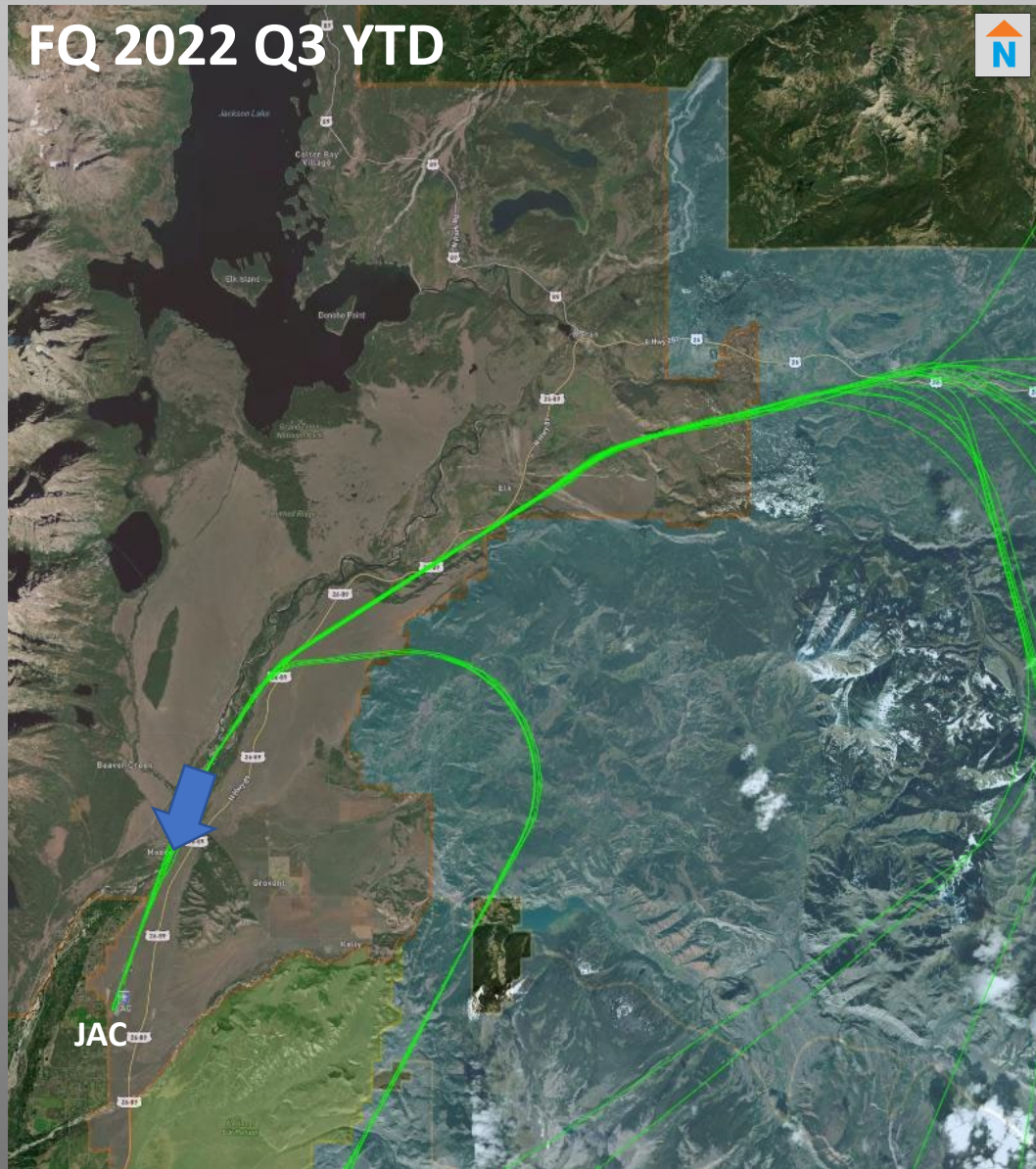


# Jet Arrival Flight Tracks over GTNP (Fly Quiet Period 2015 vs. 2022 Q3 YTD)



Random Sample of 1,000 jet arrivals on Runway 19 over each one year fly quiet period

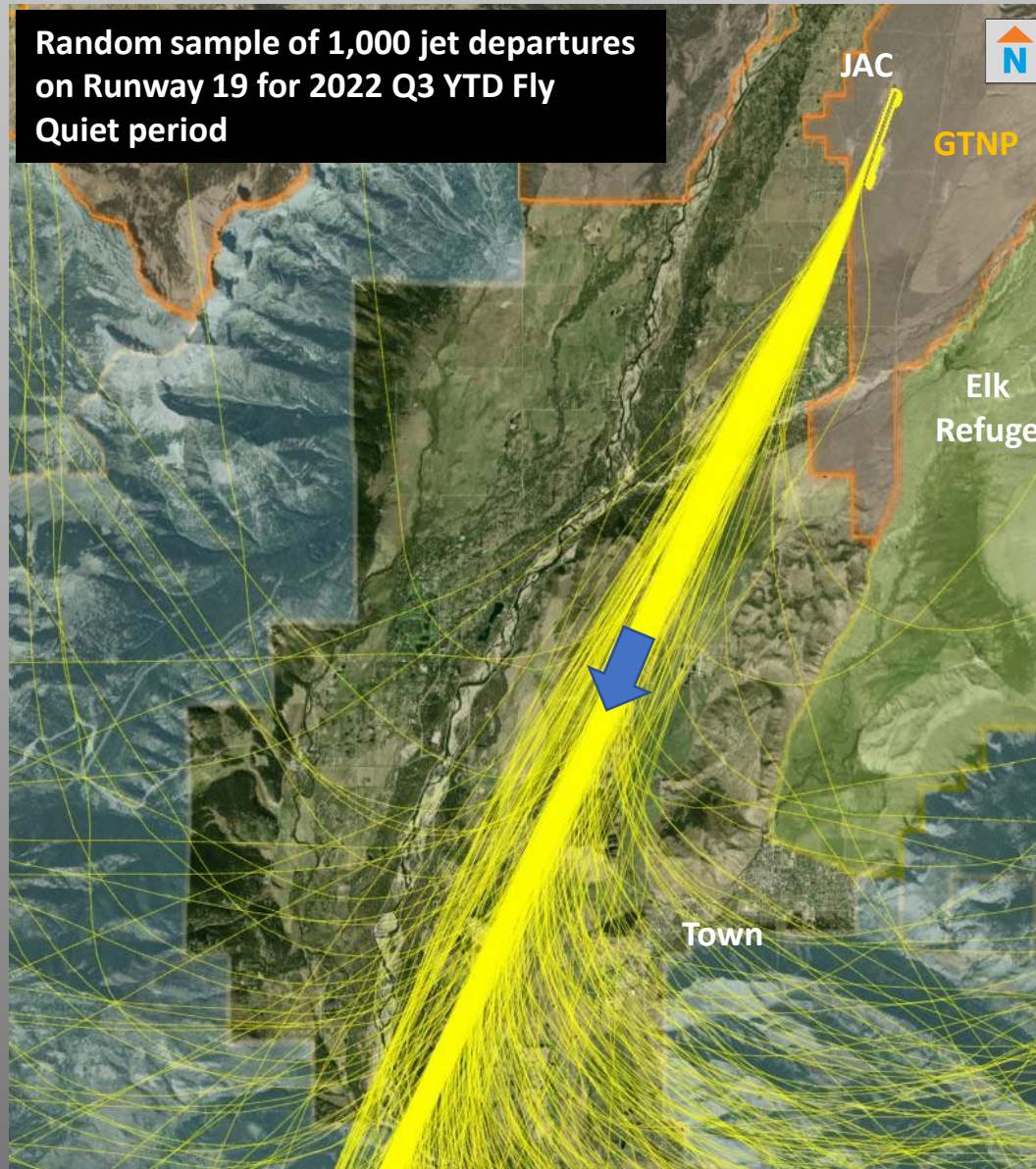
# RNP Arrival Usage 2022 Q3 YTD



- ❖ Procedure first utilized in July 2022
- ❖ 24 flights used the procedure in 2022 Q3
- ❖ SkyWest was the primary user; commercial operators flew the RNP, only one GA used.



# South Departure Flight Procedures



Use of aircraft flight management system (FMS) computer reduces westward drift on south departures



# Commercial Jets – Fly Quiet Score 2022 Q3 YTD

2022 3RD QUARTER YTD

FLY QUIET - SUMMARY SCORE

OPERATOR				FLY QUIET ELEMENTS				BONUSES			OVERALL	
Code	Operator	Total Ops	Primary Aircraft Type	Quiet Fleet Score (25 Points)	Follow Procedures Score (25 points)	Quieter Events Score (25 Points)	Voluntary Curfew Score (25 Points)	Quiet Fleet Bonus (5 pts)	Fly RNP Bonus (5 pts)	-	Total Fly Quiet Score	Fly Quiet Rating Expectation
DAL	Delta Air Lines	1,535	A319	18.2	24.3	19.7	25.0	0.0	1.0		88.2	FQ Compliant
AAL	American Airlines	1,026	A319	18.3	24.5	20.0	22.0	0.0	1.0		85.8	FQ Compliant
UAL	United Airlines	2,000	A320	17.9	24.1	20.5	22.0	0.0	1.0		85.5	FQ Compliant
SCX	Sun Country Airlines	36	B737	17.6	25.0	13.9	25.0	0.0	0.0		81.5	FQ Compliant
ASA	Alaska Airlines	99	B737	17.7	17.6	19.5	25.0	0.0	1.0		80.9	FQ Compliant
SKW	Skywest Airlines	2,905	E75L	17.2	23.6	17.7	19.0	0.0	2.0		79.5	FQ Compliant



# Corporate Jets (Part 135)

23 Operations per year or greater – Fly Quiet Score 2022 Q3 YTD

2022 3RD QUARTER YTD FLY QUIET - SUMMARY SCORE

OPERATOR				FLY QUIET ELEMENTS				BONUSES			OVERALL	
Code	Operator	Total Ops	Primary Aircraft Type	Quiet Fleet Score (25 Points)	Follow Procedures Score (25 points)	Quieter Events Score (25 Points)	Voluntary Curfew Score (25 Points)	Quiet Fleet Bonus (5 pts)	Fly RNP Bonus (5 pts)	-	Total Fly Quiet Score	Fly Quiet Rating Expectation
YEL	Summit Aviation	31	E55P	25.0	22.6	25.0	25.0	5.0	0.0		102.6	FQ Top Tier
JTZ	Nicholas Air	52	E55P	25.0	22.3	25.0	25.0	5.0	0.0		102.3	FQ Top Tier
XSR	Airshare	41	CL35	24.7	23.0	25.0	25.0	2.1	0.0		99.8	FQ Top Tier
XOJ	XOJet	191	C750	24.6	20.7	24.5	25.0	2.2	0.0		96.9	FQ Top Tier
SIS	Silver Air Airlines	42	GALX	23.7	22.8	25.0	22.0	1.7	0.0		95.1	FQ Top Tier
JIT	Jet It Aviation	27	HDJT	23.4	19.9	22.2	25.0	4.1	0.0		94.5	FQ Top Tier
FTH	Mountain Aviation	241	C750	24.8	18.7	24.2	22.0	4.7	0.0		94.4	FQ Top Tier
TIV	Thrive Aviation	92	C25B	24.7	20.6	22.1	25.0	1.8	0.0		94.2	FQ Top Tier
FWK	Flightworks	23	GALX	21.6	22.0	25.0	25.0	0.0	0.0		93.6	FQ Top Tier
EJA	NetJets Aviation	2,195	C68A	24.7	21.0	23.2	19.0	2.7	0.0		90.6	FQ Top Tier
GAJ	Wheels Up Gama Aviation	59	C750	24.9	16.0	21.9	25.0	2.5	0.0		90.2	FQ Top Tier
DLX	Dreamline Aviation	27	LJ60	24.3	11.9	25.0	25.0	3.9	0.0		90.0	FQ Top Tier
OKC	Private Jets	26	E35L	20.1	19.4	25.0	25.0	0.0	0.0		89.5	FQ Compliant
LXJ	Bombardier FlexJet	955	CL35	24.7	21.2	23.4	17.0	2.2	0.0		88.5	FQ Compliant
SVL	Sun Devil Aviation	32	C25B	24.7	16.6	20.0	25.0	0.0	0.0		86.2	FQ Compliant
DPJ	Wheels Up Private Jets	97	BE40	20.9	18.1	21.8	25.0	0.0	0.0		85.8	FQ Compliant
EJM	Executive Jet Management	284	GLF4	22.7	21.6	18.9	22.0	0.4	0.0		85.6	FQ Compliant
JTL	Jet Linx	103	C56X	22.8	12.7	23.3	25.0	1.0	0.0		84.8	FQ Compliant
PFT	Paragon Airways	50	C56X	24.9	9.4	23.4	25.0	0.8	0.0		83.5	FQ Compliant
HER	Hera Flight	28	C750	24.8	7.2	19.1	25.0	4.6	0.0		80.8	FQ Compliant
DRL	Omini Air Transport	38	LJ45	24.4	8.6	22.7	25.0	0.0	0.0		80.7	FQ Compliant
EDG	Jet Edge	120	GLF4	22.2	17.3	14.0	25.0	0.0	0.0		78.5	FQ Compliant
RGY	Regency Airlines	25	BE40	15.4	21.3	15.9	25.0	0.0	0.0		77.6	FQ Compliant
JCY	Aerius Management	62	C25B	23.0	8.1	21.2	25.0	0.0	0.0		77.2	FQ Compliant
PXT	Pacific Coast Jet	81	C25B	24.9	6.5	21.8	22.0	1.5	0.0		76.7	FQ Compliant
TWY	Sunset Aviation	262	GLF6	22.4	17.2	16.9	19.0	0.0	0.0		75.5	FQ Compliant

2022 3RD QUARTER YTD FLY QUIET - SUMMARY SCORE

OPERATOR				FLY QUIET ELEMENTS				BONUSES			OVERALL	
Code	Operator	Total Ops	Primary Aircraft Type	Quiet Fleet Score (25 Points)	Follow Procedures Score (25 points)	Quieter Events Score (25 Points)	Voluntary Curfew Score (25 Points)	Quiet Fleet Bonus (5 pts)	Fly RNP Bonus (5 pts)	-	Total Fly Quiet Score	Fly Quiet Rating Expectation
BLK	Aero Black (USAC Airways)	55	E135	23.2	7.1	25.0	20.0	0.0	0.0		75.3	FQ Compliant
XLJ	Xcel Jet	28	LJ40	24.6	0.0	22.6	25.0	0.0	0.0		72.2	FQ Compliant
WDY	Phoenix Airline Services	24	F900	20.2	15.6	13.5	22.0	0.0	0.0		71.2	FQ Compliant
JRE	Fly Exclusive	55	C56X	23.9	7.7	12.5	25.0	1.3	0.0		70.4	FQ Compliant
KPO	NXT Jet	45	GLF4	20.5	19.7	5.0	25.0	0.0	0.0		70.2	FQ Compliant
SGO	Admiral Beverage	60	H25B	15.9	20.5	4.2	25.0	0.0	0.0		65.5	FQ Low Tier
COL	SC Aviation	36	H25B	16.3	19.1	3.8	25.0	0.0	0.0		64.2	FQ Low Tier
TTE	Avcenter	103	C560	19.7	0.0	17.5	22.0	0.5	0.0		59.7	FQ Low Tier

# Corporate Jets (Part 135)

Between 23 and 6 Operations per year – Fly Quiet Score 2022 Q3 YTD

2022 3RD QUARTER YTD FLY QUIET - SUMMARY SCORE

OPERATOR				FLY QUIET ELEMENTS				BONUSES			OVERALL	
Code	Operator	Total Ops	Primary Aircraft Type	Quiet Fleet Score (25 Points)	Follow Procedures Score (25 points)	Quieter Events Score (25 Points)	Voluntary Curfew Score (25 Points)	Quiet Fleet Bonus (5 pts)	Fly RNP Bonus (5 pts)	-	Total Fly Quiet Score	Fly Quiet Rating Expectation
DJR	Desert Jet	17	C25B	24.7	25.0	25.0	25.0	1.2	0.0		100.8	FQ Top Tier
NTW	Maxair	12	E55P	25.0	20.2	25.0	25.0	5.0	0.0		100.2	FQ Top Tier
MVJ	Mira Vista Aviation	13	C25C	23.3	25.0	25.0	25.0	1.9	0.0		100.2	FQ Top Tier
HPJ	Hop-a-Jet Inc.	8	CL60	23.6	25.0	25.0	25.0	1.3	0.0		99.9	FQ Top Tier
LJY	LJ Aviation	6	CL30	24.8	25.0	25.0	25.0	0.0	0.0		99.8	FQ Top Tier
CAK	Southwest Aircraft Charter	12	LJ45	24.6	25.0	25.0	25.0	0.0	0.0		99.6	FQ Top Tier
VJT	Vistajet	8	GL7T	22.4	25.0	25.0	25.0	0.0	0.0		97.4	FQ Top Tier
LKF	Aviation Advisor	18	C680	24.9	20.2	25.0	25.0	2.2	0.0		97.4	FQ Top Tier
XEN	Zenflight	8	GLF5	22.2	25.0	25.0	25.0	0.0	0.0		97.2	FQ Top Tier
GJE	Global Jet	6	GLF5	22.1	25.0	25.0	25.0	0.0	0.0		97.1	FQ Top Tier
STV	Saturn Aviation	10	LJ60	24.3	25.0	18.8	25.0	4.0	0.0		97.1	FQ Top Tier
PEG	Pegasus Elite Aviation	11	GLF4	21.9	25.0	25.0	25.0	0.0	0.0		96.9	FQ Top Tier
JAS	Jet Aviation Flight Services	12	FA7X	21.3	25.0	25.0	25.0	0.0	0.0		96.3	FQ Top Tier
SDU	Dumont Aviation	8	F2TH	20.4	25.0	25.0	25.0	0.0	0.0		95.4	FQ Top Tier
WSN	Advanced Air	17	CL30	24.7	20.2	25.0	25.0	0.0	0.0		94.9	FQ Top Tier
FFL	Foreflight	11	HDJT	24.0	16.7	25.0	25.0	3.6	0.0		94.3	FQ Top Tier
FWK	Flightworks	23	GALX	21.6	22.0	25.0	25.0	0.0	0.0		93.6	FQ Top Tier
DCM	FitPlan.com	16	E55P	23.7	16.1	25.0	25.0	1.9	0.0		91.6	FQ Top Tier
MVP	Premier Private Jets	6	H25B	15.9	25.0	25.0	25.0	0.0	0.0		90.9	FQ Top Tier
PGN	Unknown	6	FA50	15.9	25.0	25.0	25.0	0.0	0.0		90.9	FQ Top Tier
NSH	Gama Aviation	12	CL30	21.9	25.0	17.9	25.0	0.8	0.0		90.6	FQ Top Tier
DOW	Best Jets International	8	CL30	23.8	16.7	25.0	25.0	0.0	0.0		90.4	FQ Top Tier
PXG	Aitheras Aviation Group	8	C680	23.3	13.9	25.0	25.0	2.5	0.0		89.7	FQ Compliant
CNS	Cobalt Air	18	PC24	21.6	25.0	17.9	25.0	0.0	0.0		89.5	FQ Compliant
JNY	Jenney Beechcraft	10	GLF4	21.3	25.0	16.7	25.0	0.0	0.0		87.9	FQ Compliant
XLS	Excel Aire LLC	8	GLF5	23.1	25.0	12.5	25.0	1.3	0.0		86.8	FQ Compliant

2022 3RD QUARTER YTD FLY QUIET - SUMMARY SCORE

OPERATOR				FLY QUIET ELEMENTS				BONUSES			OVERALL	
Code	Operator	Total Ops	Primary Aircraft Type	Quiet Fleet Score (25 Points)	Follow Procedures Score (25 points)	Quieter Events Score (25 Points)	Voluntary Curfew Score (25 Points)	Quiet Fleet Bonus (5 pts)	Fly RNP Bonus (5 pts)	-	Total Fly Quiet Score	Fly Quiet Rating Expectation
ELZ	Elite Air	6	E35L	22.9	13.9	25.0	25.0	0.0	0.0		86.7	FQ Compliant
WMN	Trident Aircraft	22	LJ60	24.1	18.9	15.0	25.0	3.6	0.0		86.6	FQ Compliant
TEX	Unknown	8	C560	20.2	25.0	15.0	25.0	0.0	0.0		85.2	FQ Compliant
WWI	Worldwide Jet Charter	7	GLF4	22.4	25.0	12.5	25.0	0.0	0.0		84.9	FQ Compliant
RLJ	Empyrean Jet	19	H25B	19.8	12.8	25.0	25.0	2.1	0.0		84.6	FQ Compliant
SLH	Silverhawk Aviation	14	C560	19.2	20.2	18.8	25.0	0.0	0.0		83.2	FQ Compliant
FDJ	Freedom Air	10	EA50	25.0	2.8	25.0	25.0	5.0	0.0		82.8	FQ Compliant
SJE	Sun Air Jets	10	C750	23.5	18.3	12.5	25.0	2.0	0.0		81.3	FQ Compliant
CYO	Air Transport (ATI Jet)	16	LJ60	25.0	0.0	25.0	25.0	5.0	0.0		80.0	FQ Compliant
FTD	AB Jets	11	LJ60	25.0	0.0	25.0	25.0	5.0	0.0		80.0	FQ Compliant
KOW	Baker Aviation	6	C750	25.0	0.0	25.0	25.0	5.0	0.0		80.0	FQ Compliant
IJA	International Jet Aviation	18	LJ60	24.2	1.3	25.0	25.0	4.4	0.0		79.9	FQ Compliant
RNI	RENNIA AVIATION LLC	10	F900	18.0	11.7	25.0	25.0	0.0	0.0		79.7	FQ Compliant
KFB	STAjets	17	GLF4	22.4	20.2	11.4	25.0	0.0	0.0		79.0	FQ Compliant
JCM	Secure Air Charter	10	H25B	16.3	25.0	12.5	25.0	0.0	0.0		78.8	FQ Compliant
CJE	Aeroservices Corporate	20	E35L	23.2	13.4	16.7	25.0	0.0	0.0		78.2	FQ Compliant
TFF	Talon Air	17	GLF5	21.8	20.2	8.3	25.0	0.0	0.0		75.4	FQ Compliant
RVJ	Aircraft Management Group	13	BE40	19.1	13.9	15.9	25.0	0.0	0.0		73.9	FQ Compliant
DHR	Jett Aircraft	15	LJ45	24.6	0.0	25.0	22.0	0.0	0.0		71.6	FQ Compliant
PRE	Precision Airlines	6	LJ45	23.7	13.9	8.3	25.0	0.0	0.0		70.9	FQ Compliant
MWT	Midwest Aviation	13	C650	16.4	8.3	10.7	25.0	0.0	0.0		60.5	FQ Low Tier



# Corporate Jets (Single Operator)

23 Operations per year or greater – Fly Quiet Score 2022 Q1

2022 3RD QUARTER YTD											FLY QUIET - SUMMARY SCORE	
OPERATOR				FLY QUIET ELEMENTS				BONUSES			OVERALL	
Code	Operator	Total Ops	Primary Aircraft Type	Quiet Fleet Score (25 Points)	Follow Procedures Score (25 points)	Quieter Events Score (25 Points)	Voluntary Curfew Score (25 Points)	Quiet Fleet Bonus (5 pts)	Fly RNP Bonus (5 pts)	-	Total Fly Quiet Score	Fly Quiet Rating Expectation
N894KS	KS Air Charter, LLC	41	C68A	25.0	23.3	25.0	25.0	4.8	0.0		103.1	FQ Top Tier
N924TC	RLC Aviation, LLC	26	GA5C	24.7	25.0	25.0	25.0	0.0	0.0		99.7	FQ Top Tier
N50AG	TVPX Aircraft Solutions, Inc.	26	CL60	23.2	25.0	25.0	25.0	0.0	0.0		98.2	FQ Top Tier
N82RL	604, LLC	35	CL60	23.2	25.0	25.0	25.0	0.0	0.0		98.2	FQ Top Tier
N606HP	G200-116, LLC	25	GALX	21.6	25.0	25.0	25.0	0.0	0.0		96.6	FQ Top Tier
N560TW	T.W. Lewis Aviation, LLC	29	C56X	25.0	20.1	25.0	25.0	0.0	0.0		95.1	FQ Top Tier
N630WB	Roger Roger, LLC	27	HDJT	25.0	15.0	25.0	25.0	5.0	0.0		95.0	FQ Top Tier
N30MZ	Wildwood Yonder, LLC	23	GALX	21.6	25.0	25.0	22.0	0.0	0.0		93.6	FQ Top Tier
N211PB	JOUST CAPITAL III LLC	40	GLEX	21.8	25.0	18.5	25.0	0.0	0.0		90.3	FQ Top Tier
N585WT	Kedec Services, LLC	36	C25B	25.0	15.2	25.0	25.0	0.0	0.0		90.2	FQ Top Tier
N1440W	OVERLAND AIR LLC	37	C25C	22.5	20.6	25.0	22.0	0.1	0.0		90.2	FQ Top Tier
N777MC	Meredith Corporation	31	E545	25.0	13.9	21.2	25.0	5.0	0.0		90.0	FQ Top Tier
N279D	Hawkeye Group, LLC	44	C25B	25.0	15.0	23.3	25.0	0.0	0.0		88.3	FQ Compliant
N281EB	Swan, Erik	42	PC24	21.6	23.1	17.9	25.0	0.0	0.0		87.6	FQ Compliant
N616CC	Mays, L. Lowry	30	GLF4	21.9	25.0	12.5	25.0	0.0	0.0		84.4	FQ Compliant
N980CC	FJ20 166 LLC	43	GLEX	21.8	15.0	20.0	25.0	0.0	0.0		81.8	FQ Compliant
N881JH	FLAT CREEK AIRCRAFT LLC	31	F2TH	20.4	21.7	14.3	25.0	0.0	0.0		81.3	FQ Compliant
N191ST	TST Air Leasing, LLC	25	FA7X	19.1	17.6	19.4	25.0	0.0	0.0		81.1	FQ Compliant
N499AV	Teton Leasing, LLC	29	C56X	25.0	0.0	21.4	25.0	0.0	0.0		71.4	FQ Compliant
N102WY	State of Wyoming - Dept. of Tr...	24	C560	18.3	0.0	25.0	25.0	0.0	0.0		68.3	FQ Low Tier

# Corporate Jets (Single Operator)

Between 23 and 6 Operations per Year – Fly Quiet Score 2022 Q3 YTD

## Highest

## Lowest

2022 3RD QUARTER YTD				FLY QUIET - SUMMARY SCORE									
OPERATOR				FLY QUIET ELEMENTS				BONUSES			OVERALL		
Code	Operator	Total Ops	Primary Aircraft Type	Quiet Fleet Score (25 Points)	Follow Procedures Score (25 points)	Quieter Events Score (25 Points)	Voluntary Curfew Score (25 Points)	Quiet Fleet Bonus (5 pts)	Fly RNP Bonus (5 pts)	-	Total Fly Quiet Score	Fly Quiet Rating Expectation	
N113HX	Happytimes Aviation, LLC	17	HDJT	25.0	20.2	25.0	25.0	5.0	0.0		100.2	FQ Tier	
N555QB	Her Honor, Inc.	18	C750	25.0	20.2	25.0	25.0	5.0	0.0		100.2	FQ Tier	
N843M	Tichenor, McHenry T., Jr.	15	E55P	25.0	20.2	25.0	25.0	5.0	0.0		100.2	FQ Tier	
N300JE	Van Nuys Equipment Leasing, L...	7	CL30	25.0	25.0	25.0	25.0	0.0	0.0		100.0	FQ Tier	
N315CJ	Flagship Private Air, LLC	6	C25B	25.0	25.0	25.0	25.0	0.0	0.0		100.0	FQ Tier	
N320JE	1384 CHARTER LLC	6	CL30	25.0	25.0	25.0	25.0	0.0	0.0		100.0	FQ Tier	
N334JE	1384 Charter, LLC	6	CL30	25.0	25.0	25.0	25.0	0.0	0.0		100.0	FQ Tier	
N34SJ	Gamma2, Inc.	14	C25B	25.0	25.0	25.0	25.0	0.0	0.0		100.0	FQ Tier	
N39DJ	Aviation Enterprises, Inc.	6	C25B	25.0	25.0	25.0	25.0	0.0	0.0		100.0	FQ Tier	
N635CJ	TEXTRON AVIATION INC	6	C25B	25.0	25.0	25.0	25.0	0.0	0.0		100.0	FQ Tier	
N73ME	TEXTRON AVIATION INC	8	C700	25.0	25.0	25.0	25.0	0.0	0.0		100.0	FQ Tier	
N757PC	RPC STRATEGIES LLC	10	C25B	25.0	25.0	25.0	25.0	0.0	0.0		100.0	FQ Tier	
N812BP	Del Papa Holdings, LLC	13	C56X	25.0	25.0	25.0	25.0	0.0	0.0		100.0	FQ Tier	
N846JS	Jet Lease Corp.1, LLC	6	C56X	25.0	25.0	25.0	25.0	0.0	0.0		100.0	FQ Tier	
N96PB	Air Futura, LLC	12	C25B	25.0	25.0	25.0	25.0	0.0	0.0		100.0	FQ Tier	
N828KD	Simpson Group, Ltd.	6	GA5C	24.7	25.0	25.0	25.0	0.0	0.0		99.7	FQ Tier	
N805TL	TVPX AIRCRAFT SOLUTIONS	10	GLF6	24.3	25.0	25.0	25.0	0.0	0.0		99.3	FQ Tier	
N312EA	AEA Services, LLC	6	CL35	24.3	25.0	25.0	25.0	0.0	0.0		99.3	FQ Tier	
N388KT	Turner Air, LLC	7	C25A	24.2	25.0	25.0	25.0	0.0	0.0		99.2	FQ Tier	
N57FL	JR Air, LLC	6	C25A	24.2	25.0	25.0	25.0	0.0	0.0		99.2	FQ Tier	
N599SL	Sel Services, LLC	9	LJ75	24.1	25.0	25.0	25.0	0.0	0.0		99.1	FQ Tier	
N281CC	Banc of America Leasing & Ca...	6	G280	24.0	25.0	25.0	25.0	0.0	0.0		99.0	FQ Tier	
N565AB	U	11	G280	24.0	25.0	25.0	25.0	0.0	0.0		99.0	FQ Tier	
N22VK	Beach Air II, LLC	11	PRM1	23.4	25.0	25.0	25.0	0.0	0.0		98.4	FQ Tier	
N390HG	MRB MANAGER LLC	7	PRM1	23.4	25.0	25.0	25.0	0.0	0.0		98.4	FQ Top Tier	
N39RP	Grand Quinby DTLA, LLC	8	PRM1	23.4	25.0	25.0	25.0	0.0	0.0		98.4	FQ Top Tier	

2022 3RD QUARTER YTD				FLY QUIET - SUMMARY SCORE									
OPERATOR				FLY QUIET ELEMENTS				BONUSES			OVERALL		
Code	Operator	Total Ops	Primary Aircraft Type	Quiet Fleet Score (25 Points)	Follow Procedures Score (25 points)	Quieter Events Score (25 Points)	Voluntary Curfew Score (25 Points)	Quiet Fleet Bonus (5 pts)	Fly RNP Bonus (5 pts)	-	Total Fly Quiet Score	Fly Quiet Rating Expectation	
N871CB	Thomas Aircraft CJ2 PC-12, LLC	13	C25A	24.2	0.0	25.0	22.0	0.0	0.0		71.2	FQ Compliant	
N608JR	Excel Aviation, LLC	10	C560	18.3	2.8	25.0	25.0	0.0	0.0		71.0	FQ Compliant	
N150BL	Malmstrom White Company	6	C56X	25.0	8.3	12.5	25.0	0.0	0.0		70.8	FQ Compliant	
N260LF	SK Air, LLC	8	LJ31	20.1	0.0	25.0	25.0	0.0	0.0		70.1	FQ Compliant	
N1MM	N1MM, LLC	12	C56X	25.0	5.0	15.0	25.0	0.0	0.0		70.0	FQ Compliant	
N922TX	Wheeler Trailer, Inc.	6	C560	18.3	13.9	12.5	25.0	0.0	0.0		69.6	FQ Low Tier	
N560U	WORLD WING SALES LLC	9	GL5T	22.4	0.0	25.0	22.0	0.0	0.0		69.4	FQ Low Tier	
N727TX	Citation N79KF, LLC	6	C650	16.4	2.8	25.0	25.0	0.0	0.0		69.2	FQ Low Tier	
N135AJ	N135AJ, LLC	6	LJ35	19.0	0.0	25.0	25.0	0.0	0.0		69.0	FQ Low Tier	
N238SM	Excel Leasing, LLC	13	C56X	25.0	0.0	18.8	25.0	0.0	0.0		68.8	FQ Low Tier	
N525KM	Songbird Air, LLC	16	C525	15.6	0.0	25.0	25.0	3.1	0.0		68.8	FQ Low Tier	
N65SL	Stewart Aviation Services, LLC	9	SBR1	18.5	0.0	25.0	25.0	0.0	0.0		68.5	FQ Low Tier	
N889CG	It's Like Waving a Flag in the Al...	6	GLF4	21.9	8.3	12.5	25.0	0.0	0.0		67.7	FQ Low Tier	
N299PR	Business Aircraft Corporation	6	FA50	15.9	13.9	12.5	25.0	0.0	0.0		67.3	FQ Low Tier	
N11HM	Erin Air, Inc.	10	GALX	21.6	0.0	17.9	25.0	0.0	0.0		64.5	FQ Low Tier	
N204BG	Precision Aviation, Inc.	16	C560	18.3	0.0	18.8	25.0	0.0	0.0		62.0	FQ Low Tier	
N770RG	Air McCormack, LLC	8	H25C	21.5	2.8	12.5	25.0	0.0	0.0		61.8	FQ Low Tier	
N200SG	Teton Air, LLC	10	FA50	15.9	8.3	12.5	25.0	0.0	0.0		61.7	FQ Low Tier	
N430SA	PDIA, LLC	12	C650	16.4	8.3	10.7	25.0	0.0	0.0		60.5	FQ Low Tier	
N940CC	FJ20 166, LLC	13	FA50	15.9	6.0	12.5	25.0	0.0	0.0		59.3	FQ Low Tier	
N315EX	TVPX Aircraft Solutions, Inc.	12	FA50	15.9	2.8	15.0	25.0	0.0	0.0		58.7	FQ Low Tier	
N673WM	PNC Equipment Finance, LLC	6	FA7X	19.1	8.3	5.0	25.0	0.0	0.0		57.4	FQ Low Tier	
N424JS	JS Jet One, LLC	7	GLF4	21.9	2.8	6.3	25.0	0.0	0.0		55.9	FQ Low Tier	
N730CJ	N730CJ, LLC	6	H25C	22.2	2.8	5.0	25.0	0.0	0.0		55.0	FQ Low Tier	
N950SF	Teton Sales and Leasing, LLC	12	F900	20.0	0.0	8.3	25.0	0.0	0.0		53.4	FQ Low Tier	
N59CJ	AeroSolutions Group, Inc.	11	FA50	15.9	0.0	10.7	25.0	0.0	0.0		51.6	FQ Low Tier	





# Working with Individual Operators

- ❖ A number of operators have expressed interest in how to improve their score
- ❖ Developed a detailed report to send to operators showing their results
- ❖ Developed a guide on how to improve scores – available on the Airport’s website

Operator		
Year	Code	Operator
2022	EJA	NetJets Aviation

Overall Fly Quiet Score								
Quiet Fleet Score (25 Points)	Follow Procedures Score (25 points)	Quieter Events Score (25 Points)	Voluntary Curfew Score (25 Points)	Quiet Fleet Bonus (5 pts)	Fly RNP Bonus (5 pts)	Sustainability Bonus (5 pts)	Total Fly Quiet Score	Fly Quiet Rating Expectation
24.7	21.0	23.2	19.0	2.7	0.0	0.0	90.6	FQ Top Tier

Fleet Quality and Quiet Fleet Bonus Score Details						
Total Annual Ops	Primary Aircraft	Avg Fleet Margin (dB)	Quiet Fleet Score (25 pts)	Total Stage 5 Plus Ops	Percent Stage 5 Plus	Quiet Fleet Bonus (5 pts)
2,195	C68A	29.8	24.7	1,193	54%	2.7

Follow Procedures Score Details										
Total GPS v CONV	Valid GPS v CONV	Percent GPS v CONV	Total East v West	Valid East v West	Percent East v West	Total South Flights	Valid Without Drift	Percent Without Drift	Percent All Proc	Follow Procedures Score (25 points)
824	815	98.9%	999	880	90.8%	896	880	98.2%	96.0%	21.0

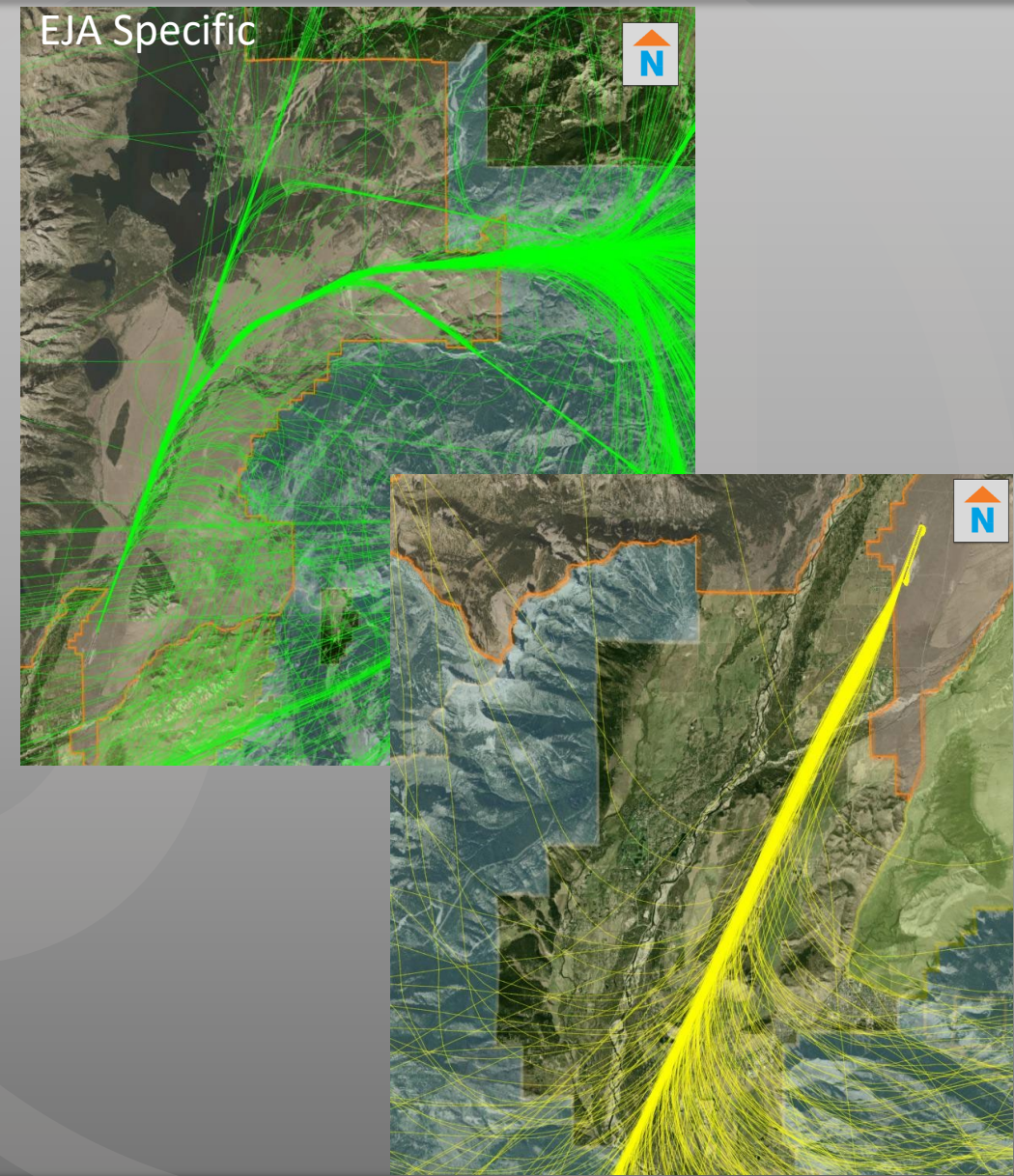
High Events and Voluntary Curfew Score Details					
Total High Events	Percent High Operation	Quiet Events Score (25 points)	Curfew Ops	Percent Comply Curfew	Voluntary Curfew Score (25 points)
43	96.5%	23.2	3	99.9%	19.0

Fleet Quality Operational Details						
Year	Code	Aircraft	Description	Total Operations	Total Stage 5 Plus Operations	Aircraft Margin (dB)
2021	EJA	C56X	560XL Citation EXCEL	326	0	29.2
2021	EJA	C680	Cessna 680 Citation Sovereign	424	424	30.4
2021	EJA	C68A	Cessna 680 Citation Latitude	1,033	1033	32.1
2021	EJA	C700	Cessna 700 Citation Longitude	163	0	29.8
2021	EJA	CL30	Bombardier Challenger 300	82	0	28.3
2021	EJA	CL35	Bombardier Challenger 350	735	0	26.4
2021	EJA	CL60	Canadair CL-600 / 601 / 604 / 605	177	0	23.9
2021	EJA	E55P	Embraer EMB-505 Phenom 300	591	591	32.3
2021	EJA	GL5T	Bombardier BD-700 Global Express/Global 50...	48	0	22.4
2021	EJA	GLEX	Bombardier BD-700 Global Express/Global All	81	0	20.9
<b>Total</b>				<b>3,660</b>	<b>2048</b>	

Voluntary Curfew Hours Operations						
Flight Time	D/A	Aircraft	Flight ID	Ship No	Runway	Org/Dest
2/6/2021 5:44:45 AM	A	C68A	EJA506	N506QS	19	KSLC
2/14/2021 10:43:56 PM	D	C56X	EJA587	N587QS	19	KSLC
2/28/2021 12:00:25 AM	D	CL35	EJA728	N728QS	01	KTEB
3/6/2021 10:01:00 PM	D	E55P	EJA347	N347QS	19	UNK
5/9/2021 12:06:04 AM	D	GLEX	EJA155	N155QS	01	KAPC





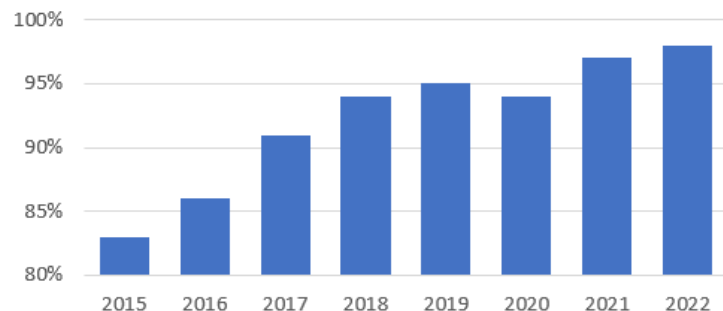
# Summary

## ❖ Fly Quiet shows a continued overall trend of improvement or steady levels of Fly Quiet noise measures

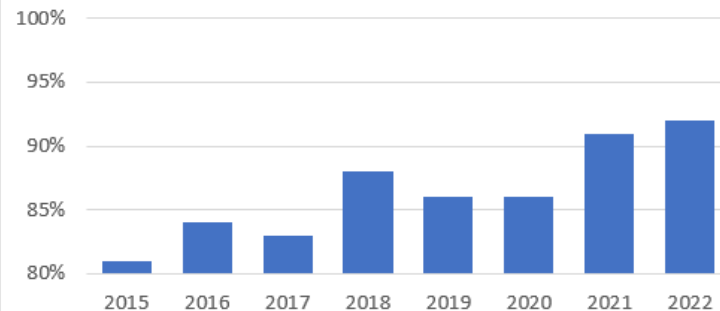
- Corporate jet **Fleet Quality** shows trends in greater use of newer generation (quieter) Stage 5 aircraft and less of the older (louder) Stage 3 aircraft. Commercial not yet changing.
- Aircraft are following the **flight procedure goals** with greater than 90% compliance and showing trends of increased compliance.
- The percentage of **higher noise level events** per operation are reducing as older technology corporate jet aircraft leave the fleet.
- The number of **voluntary curfew hours** operations of jet flights continues to be low with majority of curfew hours operations by Life Flight piston aircraft.

% Compliant

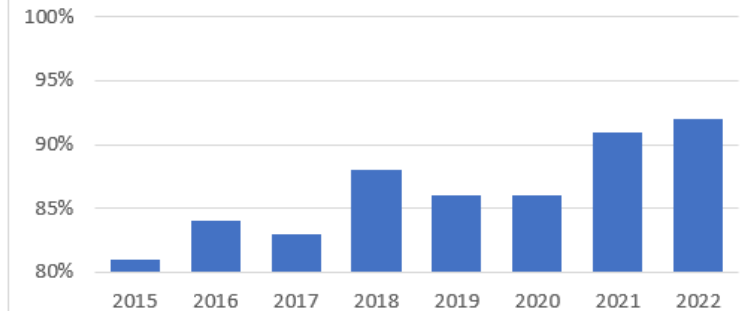
Percent on GPS vs Conventional



Percent East of Core Areas of the Park



Percent wo/ Drift on South Departures





# Summary, Continued

- ❖ Operators are paying attention and inquiring how they can improve—they are reaching out to the Airport for guidance.
- ❖ Developed a “Self Help Guide” for operators to use as a tool to evaluate their performance and address specific areas where they may be deficient along with methods to improve.
- ❖ Some operators have moved up in the ranking scale.
- ❖ Without this Program, operators would not be aware of how they may be affecting the community or how to improve.



# Next Steps

## ❖ Current 2022 Activities

- Promote Top Tier operators
- Continue to work with Low Tier operators to improve
- Use up-to-date 2022 data to track operators
- Advertise results

## ❖ Future 2023 Update

- Incorporate new Voluntary Curfew Hours
- Continue to promote through National Business Aviation Association and other outreach methods to operators
- Other



# Questions