

# **Fly Quiet Program**

## **1<sup>st</sup> Quarter 2022 Update**

**Jackson Hole Airport**  
**June 15, 2022**



# Fly Quiet Overview

- ❖ Measures compliance with noise abatement goals/metrics and awards Airport users that best achieve those goals;
- ❖ Continually redefines and expands noise reduction goals using different metrics and measures;
- ❖ Requires minimum FAA involvement/coordination, but Airport user involvement is critical
- ❖ Established as a component of the most recent CFR Part 150 Study approved by the FAA
- ❖ Provides direction to users on how to improve their score



# Goal of Fly Quiet

Encourage operators to fly as quietly as possible with the quietest available aircraft and adhere to the airport's noise abatement programs to minimize noise impacts.



# Fly Quiet Program Elements and Bonuses

ELEMENTS	Goal	Measure
<b>Fleet Quality</b>	Acknowledge/encourage operators to fly the quietest aircraft	<ul style="list-style-type: none"> <li>• FAA Aircraft Certificated Stage Noise Level</li> <li>• Stage 5 is highest</li> </ul>
<b>Minimize Higher Noise Events</b>	Minimize the highest aircraft noise events from individual overflights	<ul style="list-style-type: none"> <li>• Track % higher noise events per total operations</li> <li>• Zero high events the highest score (100%)</li> </ul>
<b>Minimize Violation of Voluntary Curfew</b>	<p>Rated upon number of times an operation occurred during the voluntary curfew hours</p> <p>11:30 pm to 6 am for arrivals 10 pm to 6 am for departures</p>	<ul style="list-style-type: none"> <li>• Number of flights in curfew hours</li> <li>• <u>Low score</u> is based upon <u>greater number</u> of curfew violations</li> <li>• Zero curfew operations is highest score (100%)</li> </ul>
<b>Flight Procedure Compliance</b>	Three procedures evaluated with results combined into one score	<ul style="list-style-type: none"> <li>• Rated on % of flights following procedure goal</li> <li>• Full compliance is the highest score (100%)</li> </ul>

BONUSES	Goal	Measure
<b>Quiet Fleet Bonus</b>	Acknowledge/encourage operators that operate the very quietest aircraft	<ul style="list-style-type: none"> <li>• Aircraft that are at least 10 dB higher than the Stage 5 standard. Up to 5 points for percent of fleet that is Stage 5+</li> </ul>
<b><i>Fly RNP Bonus</i></b>	Flying the new RNP procedure <b>Starting in 2022</b>	<ul style="list-style-type: none"> <li>• Rated on % of flights flying procedure goal for Full compliance is the highest score (5 bonus points)</li> </ul>



# Fly Quiet Scoring

## ❖ Scoring System

- Results scaled on a 0-100 scoring system
- **100** is considered the best possible in each category
- Overall best score is the highest average of all 4 categories

## ❖ Notifications and Acknowledgements

- Both Top Tier and Low Tier operators in each category below and most improved

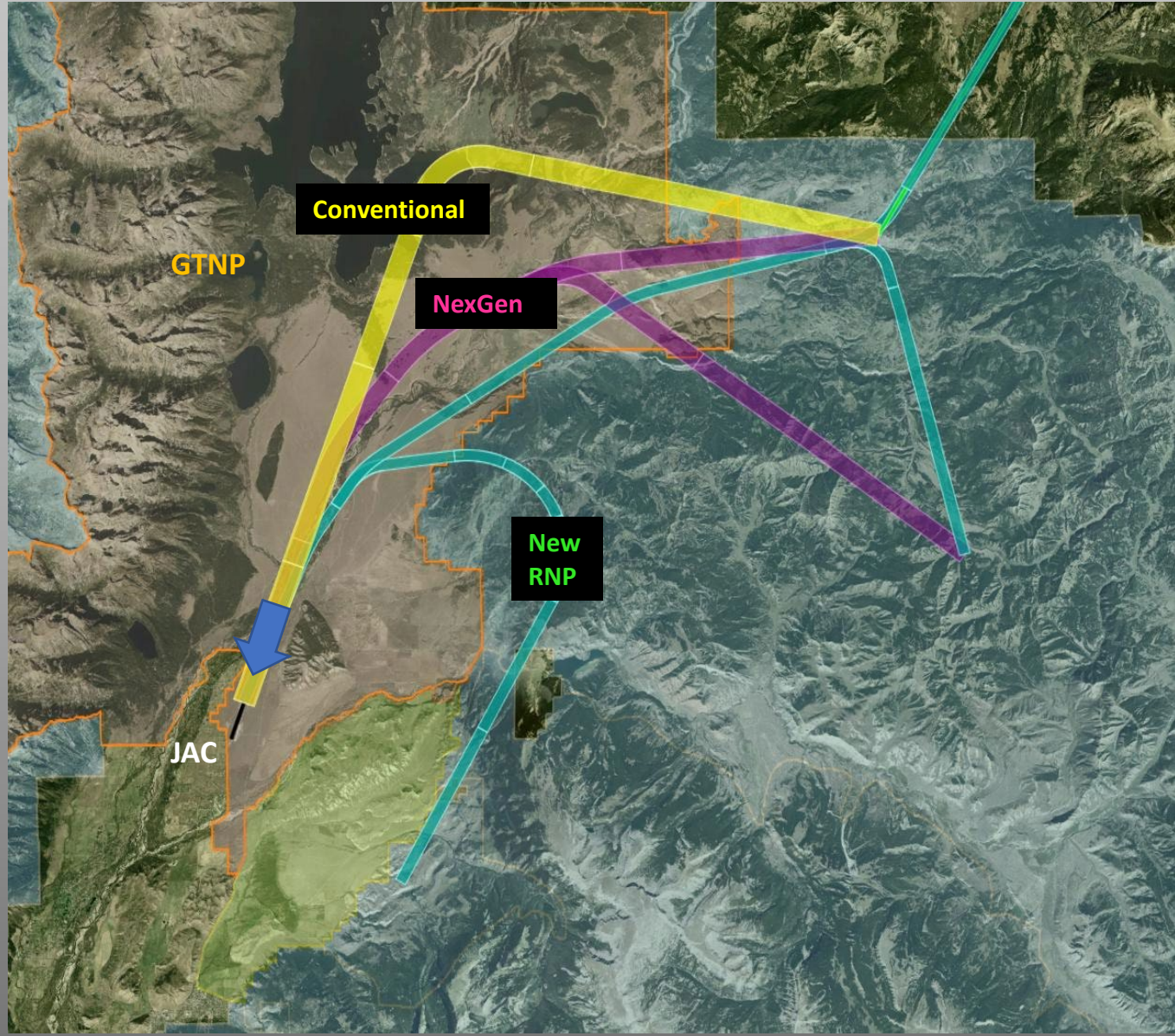
FLY QUIET RATING	FLY QUIET
FQ Top Tier	90-100+
FQ Compliant	70-89.9
FQ Low Tier	0-69.9

CATEGORY OF JET OPERATOR	CLASSIFICATION BY NUMBER OF ANNUAL OPERATIONS
Commercial and Regional Jet Airlines	Minimum of 6 operations
Part 135 Business Jets (fleets, fractional ownership)	-Operators with 30 or more flights -Operators with less than 30 -Minimum of 6 operations
Single Jet Owner/ Operator (i.e., N1234)	-Operators with 30 or more flights -Operators with less than 30 -Minimum of 6 operations





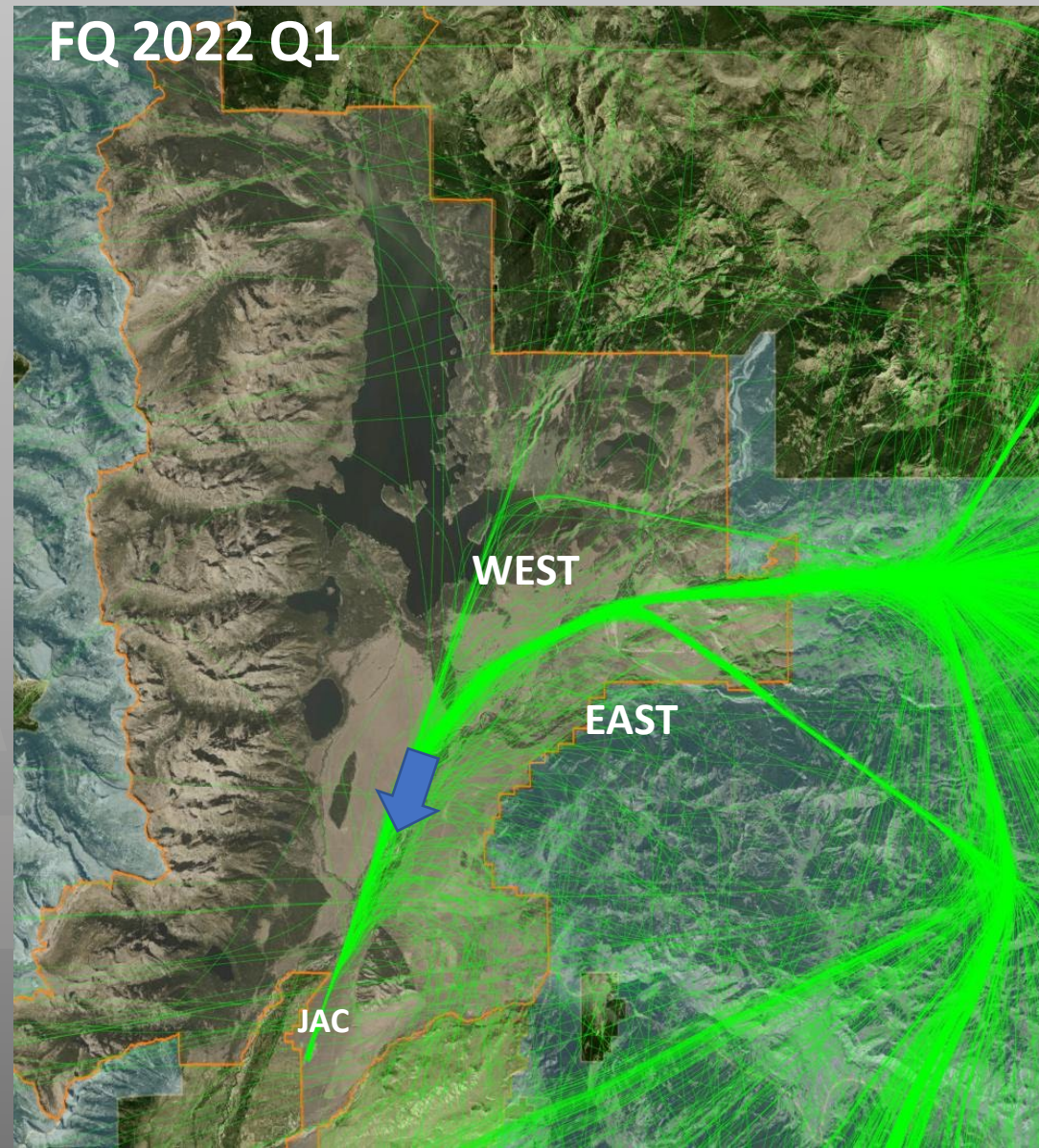
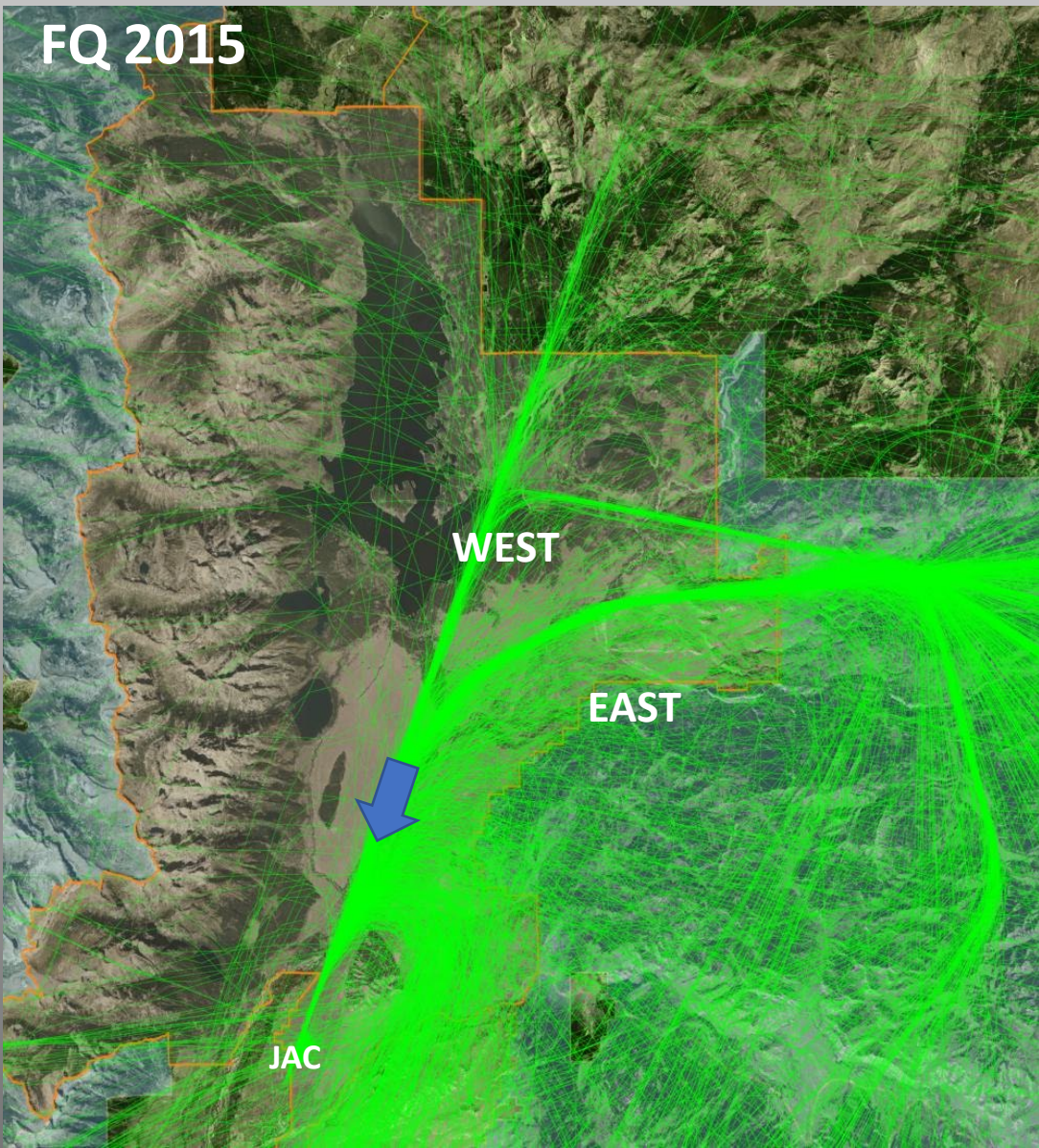
# South Arrival Procedures over GTNP (Conventional / NextGen / New RNP)



- ❖ NextGen Flight Path Compliance
- ❖ East of NextGen Flight Path
- ❖ Future New RNP Usage



# Jet Arrival Flight Tracks over GTNP (Fly Quiet Period 2015 vs. 2022)

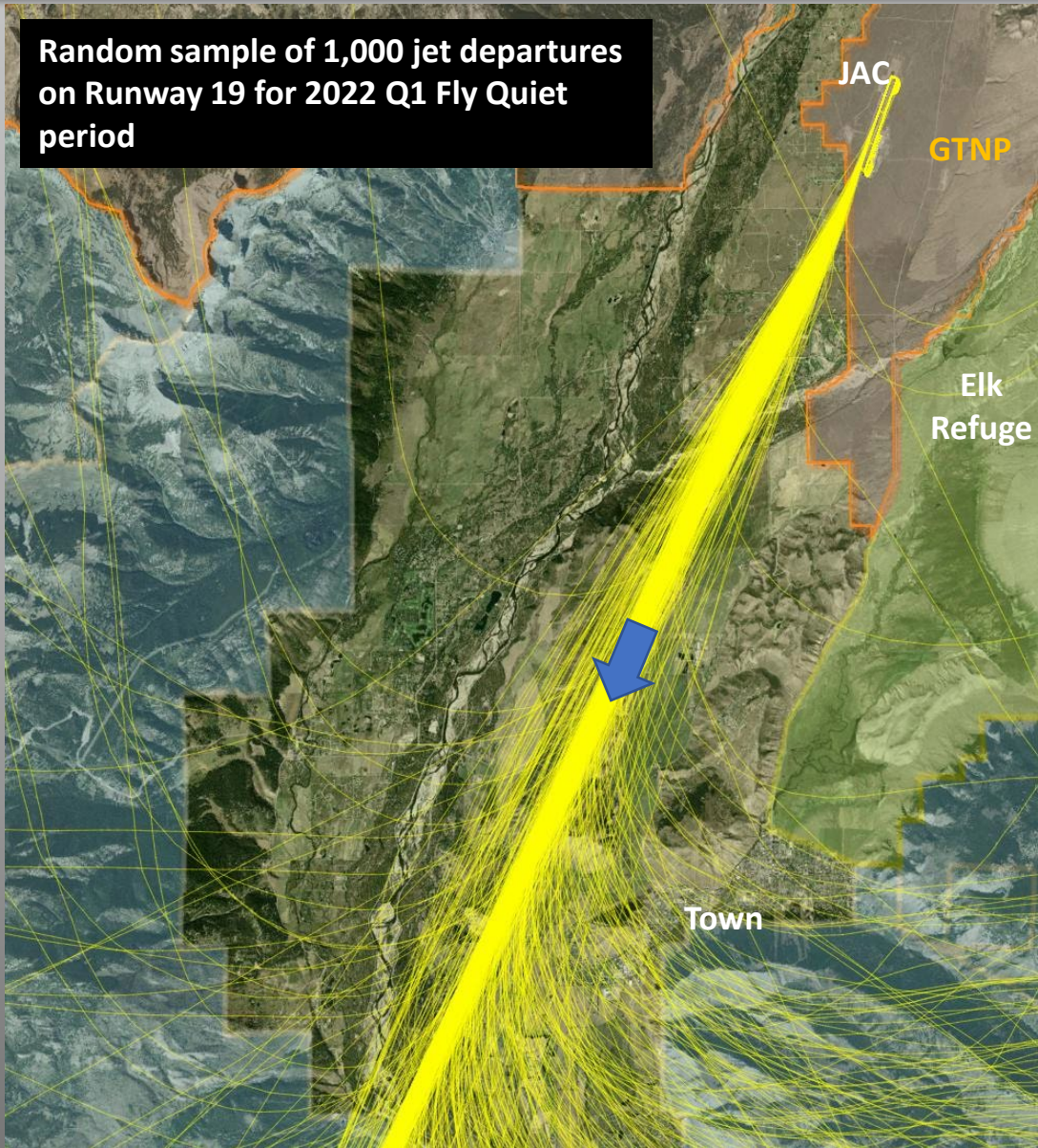


Random Sample of 2,000 jet arrivals on Runway 19 over each one year fly quiet period





# South Departure Flight Procedures



- ❖ Use of aircraft flight management system (FMS) computer reduces westward drift on south departures





# Raw Data 2022 Q1

## Air Carrier

Code	Total Annual Ops	Total Stage 5 Plus	Curfew Hour Ops	Percent Comply Curfew	Total High Events	Percent High Evts Per Ops	So Dept Left Turn	Total GPS v CONV	Valid GPS v CONV	Percent GPS v CONV	Total East v West	Valid East v West	Percent East v West	Total South Flights	Valid Without Drift	Percent Without Drift	Percent All Proc
SKW	1,352	0	2	99.9%	30	93.6%	0	527	524	99.4%	556	537	96.6%	580	577	99.5%	98.5%
UAL	879	0	0	100.0%	13	95.7%	2	334	334	100.0%	349	346	99.1%	347	341	98.3%	99.1%
DAL	718	0	0	100.0%	7	97.4%	2	260	259	99.6%	295	291	98.6%	279	275	98.6%	98.9%
AAL	242	0	0	100.0%	2	97.9%	0	32	32	100.0%	69	69	100.0%	127	125	98.4%	99.5%

## General Aviation Part 135

Code	Total Annual Ops	Total Stage 5 Plus	Curfew Hour Ops	Percent Comply Curfew	Total High Events	Percent High Evts Per Ops	So Dept Left Turn	Total GPS v CONV	Valid GPS v CONV	Percent GPS v CONV	Total East v West	Valid East v West	Percent East v West	Total South Flights	Valid Without Drift	Percent Without Drift	Percent All Proc
EJA	801	450	1	99.9%	2	99.4%	0	274	270	98.5%	309	288	93.2%	314	290	92.4%	94.7%
LXJ	375	0	0	100.0%	5	90.2%	0	101	100	99.0%	117	109	93.2%	135	130	96.3%	96.2%
TWY	116	0	0	100.0%	5	90.2%	0	33	33	100.0%	47	37	78.7%	43	35	81.4%	86.7%
FTH	110	98	1	99.1%	0	100.0%	0	39	38	97.4%	42	39	92.9%	47	45	95.7%	95.3%
EJM	109	6	0	100.0%	4	91.7%	0	40	40	100.0%	42	40	95.2%	36	33	91.7%	95.6%
XOJ	101	36	0	100.0%	1	97.5%	0	43	43	100.0%	44	44	100.0%	37	35	94.6%	98.2%
EDG	72	0	0	100.0%	4	87.9%	0	23	22	95.7%	28	26	92.9%	26	25	96.2%	94.9%

## General Aviation Single Operators

Code	Total Annual Ops	Total Stage 5 Plus	Curfew Hour Ops	Percent Comply Curfew	Total High Events	Percent High Evts Per Ops	So Dept Left Turn	Total GPS v CONV	Valid GPS v CONV	Percent GPS v CONV	Total East v West	Valid East v West	Percent East v West	Total South Flights	Valid Without Drift	Percent Without Drift	Percent All Proc
N30MZ	23	0	1	95.7%	0	100.0%	0	5	5	100.0%	6	6	100.0%	9	8	88.9%	96.3%
N630WB	22	22	0	100.0%	0	100.0%	0	4	4	100.0%	8	5	62.5%	7	7	100.0%	87.5%
N191ST	21	0	0	100.0%	1	87.5%	0	3	3	100.0%	8	6	75.0%	11	11	100.0%	91.7%
N281EB	21	0	0	100.0%	0	100.0%	0	1	1	100.0%	6	6	100.0%	10	10	100.0%	100.0%
N980CC	20	0	0	100.0%	0	100.0%	0	6	6	100.0%	8	7	87.5%	8	8	100.0%	95.8%
N499AV	19	0	0	100.0%	0	100.0%	0	5	5	100.0%	7	7	100.0%	9	1	11.1%	70.4%
N881JH	19	0	0	100.0%	2	71.4%	0	4	4	100.0%	6	5	83.3%	5	3	60.0%	81.1%

# Commercial Jets – Fly Quiet Score 2022 Q1

2022												FLY QUIET - SUMMARY SCORE	
OPERATOR				FLY QUIET ELEMENTS				BONUSES			OVERALL		
Code	Operator	Total Ops	Primary Aircraft Type	Quiet Fleet Score (25 Points)	Follow Procedures Score (25 points)	Quieter Events Score (25 Points)	Voluntary Curfew Score (25 Points)	Quiet Fleet Bonus (5 pts)	Fly RNP Bonus (5 pts)	-	Total Fly Quiet Score	Fly Quiet Rating Expectation	
AAL	American Airlines	242	A319	18.3	24.5	24.0	25.0	0.0	0.0		91.7	FQ Top Tier	
DAL	Delta Air Lines	718	A319	18.2	23.9	23.7	25.0	0.0	0.0		90.8	FQ Top Tier	
UAL	United Airlines	879	B737	17.8	24.1	22.9	25.0	0.0	0.0		89.8	FQ Compliant	
SKW	Skywest Airlines	1,352	E75L	17.3	23.5	21.8	20.0	0.0	0.0		82.6	FQ Compliant	



# Corporate Jets (Part 135)

30 Operations per year or greater – Fly Quiet Score 2022 Q1

2022												FLY QUIET - SUMMARY SCORE	
OPERATOR				FLY QUIET ELEMENTS				BONUSES			OVERALL		
Code	Operator	Total Ops	Primary Aircraft Type	Quiet Fleet Score (25 Points)	Follow Procedures Score (25 points)	Quieter Events Score (25 Points)	Voluntary Curfew Score (25 Points)	Quiet Fleet Bonus (5 pts)	Fly RNP Bonus (5 pts)	-	Total Fly Quiet Score	Fly Quiet Rating Expectation	
XOJ	XOJet	101	C750	24.5	23.2	23.8	25.0	1.8	0.0		98.2	FQ Top Tier	
FTH	Mountain Aviation	110	C750	24.6	20.3	25.0	22.0	4.5	0.0		96.4	FQ Top Tier	
TIV	Thrive Aviation	30	C680	24.7	22.4	21.2	25.0	2.2	0.0		95.5	FQ Top Tier	
EJA	NetJets Aviation	801	C68A	24.7	19.7	24.7	22.0	2.8	0.0		93.9	FQ Top Tier	
LXJ	Bombardier FlexJet	375	CL35	24.7	21.2	24.7	18.0	2.2	0.0		90.7	FQ Top Tier	
EJM	Executive Jet Management	109	GLF4	22.4	20.6	20.8	25.0	0.3	0.0		89.1	FQ Compliant	
DPJ	Wheels Up Private Jets	44	C56X	21.5	18.0	22.5	25.0	0.0	0.0		87.0	FQ Compliant	
EDG	Jet Edge	72	GLF4	22.1	19.9	18.9	25.0	0.0	0.0		85.9	FQ Compliant	
JTL	Jet Linx	58	C56X	22.7	8.3	25.0	25.0	0.5	0.0		81.5	FQ Compliant	
JCY	Aerius Management	35	C25B	22.1	12.0	22.2	25.0	0.0	0.0		81.3	FQ Compliant	
TWY	Sunset Aviation	116	GLF6	22.4	11.7	20.1	25.0	0.0	0.0		79.2	FQ Compliant	
PXT	Pacific Coast Jet	39	C25B	24.9	5.3	25.0	22.0	0.9	0.0		78.1	FQ Compliant	
BLK	Aero Black (USAC Airways)	53	E135	23.2	6.2	25.0	20.0	0.0	0.0		74.4	FQ Compliant	
TTE	Avcenter	39	C560	19.5	2.8	12.5	22.0	0.5	0.0		57.2	FQ Low Tier	

# Corporate Jets (Part 135)

30 Operations per year or greater – Fly Quiet Score 2022 Q1

Sorted by Total Fly Quiet Contribution

2022														FLY QUIET - SUMMARY SCORE	
OPERATOR				FLY QUIET ELEMENTS				BONUSES		OVERALL					
Code	Operator	Total Ops	Primary Aircraft Type	Quiet Fleet Score (25 Points)	Follow Procedures Score (25 points)	Quieter Events Score (25 Points)	Voluntary Curfew Score (25 Points)	Quiet Fleet Bonus (5 pts)	Fly RNP Bonus (5 pts)	Total Fly Quiet Score	Fly Quiet Rating Expectation	Ops Percent	Fly Quiet Percent		
EJA	NetJets Aviation	801	C68A	24.7	19.7	24.7	22.0	2.8	0.0	93.9	FQ Top Tier	40%	30%		
LXJ	Bombardier FlexJet	375	CL35	24.7	21.2	24.7	18.0	2.2	0.0	90.7	FQ Top Tier	19%	18%		
TWY	Sunset Aviation	116	GLF6	22.4	11.7	20.1	25.0	0.0	0.0	79.2	FQ Compliant	6%	10%		
TTE	Avcenter	39	C560	19.5	2.8	12.5	22.0	0.5	0.0	57.2	FQ Low Tier	2%	6%		
EJM	Executive Jet Management	109	GLF4	22.4	20.6	20.8	25.0	0.3	0.0	89.1	FQ Compliant	5%	6%		
BLK	Aero Black (USAC Airways)	53	E135	23.2	6.2	25.0	20.0	0.0	0.0	74.4	FQ Compliant	3%	5%		
EDG	Jet Edge	72	GLF4	22.1	19.9	18.9	25.0	0.0	0.0	85.9	FQ Compliant	4%	5%		
JTL	Jet Linx	58	C56X	22.7	8.3	25.0	25.0	0.5	0.0	81.5	FQ Compliant	3%	5%		
PXT	Pacific Coast Jet	39	C25B	24.9	5.3	25.0	22.0	0.9	0.0	78.1	FQ Compliant	2%	4%		
FTH	Mountain Aviation	110	C750	24.6	20.3	25.0	22.0	4.5	0.0	96.4	FQ Top Tier	6%	3%		
JCY	Aerius Management	35	C25B	22.1	12.0	22.2	25.0	0.0	0.0	81.3	FQ Compliant	2%	3%		
DPJ	Wheels Up Private Jets	44	C56X	21.5	18.0	22.5	25.0	0.0	0.0	87.0	FQ Compliant	2%	3%		
XOJ	XOJet	101	C750	24.5	23.2	23.8	25.0	1.8	0.0	98.2	FQ Top Tier	5%	2%		
TIV	Thrive Aviation	30	C680	24.7	22.4	21.2	25.0	2.2	0.0	95.5	FQ Top Tier	2%	1%		



# Corporate Jets (Part 135)

Between 30 and 6 Operations per year – Fly Quiet Score 2022 Q1

OPERATOR				FLY QUIET ELEMENTS				BONUSES			OVERALL	
Code	Operator	Total Ops	Primary Aircraft Type	Quiet Fleet Score (25 Points)	Follow Procedures Score (25 points)	Quieter Events Score (25 Points)	Voluntary Curfew Score (25 Points)	Quiet Fleet Bonus (5 pts)	Fly RNP Bonus (5 pts)	-	Total Fly Quiet Score	Fly Quiet Rating Expectation
JTZ	Nicholas Air	14	E55P	25.0	25.0	25.0	25.0	5.0	0.0		105.0	FQ Top Tier
XSR	Airshare	15	E55P	24.8	25.0	25.0	25.0	2.0	0.0		101.8	FQ Top Tier
DCM	FitPlan.com	7	E55P	23.5	25.0	25.0	25.0	2.9	0.0		101.3	FQ Top Tier
YEL	Summit Aviation	21	E55P	25.0	21.3	25.0	25.0	5.0	0.0		101.3	FQ Top Tier
SIS	Silver Air Airlines	27	GALX	23.5	25.0	25.0	25.0	1.9	0.0		100.3	FQ Top Tier
DJR	Desert Jet	6	C25B	25.0	25.0	25.0	25.0	0.0	0.0		100.0	FQ Top Tier
SVL	Sun Devil Aviation	6	C25B	25.0	25.0	25.0	25.0	0.0	0.0		100.0	FQ Top Tier
WSN	Advanced Air	6	CL30	24.7	25.0	25.0	25.0	0.0	0.0		99.7	FQ Top Tier
CAK	Southwest Aircraft Charte	7	LJ45	24.6	25.0	25.0	25.0	0.0	0.0		99.6	FQ Top Tier
MVJ	Mira Vista Aviation	10	C25C	23.1	25.0	25.0	25.0	1.5	0.0		99.6	FQ Top Tier
GAJ	Wheels Up Gama Aviation	28	C750	25.0	21.3	25.0	25.0	2.7	0.0		99.0	FQ Top Tier
VJT	Vistajet	6	GL7T	22.6	25.0	25.0	25.0	0.0	0.0		97.6	FQ Top Tier
XEN	Zenflight	8	GLF5	22.2	25.0	25.0	25.0	0.0	0.0		97.2	FQ Top Tier
CNS	Cobalt Air	14	PC24	21.6	25.0	25.0	25.0	0.0	0.0		96.6	FQ Top Tier
OKC	Private Jets	7	BE40	21.4	25.0	25.0	25.0	0.0	0.0		96.4	FQ Top Tier
JIT	Jet It Aviation	14	HDJT	23.2	19.4	19.4	25.0	4.6	0.0		91.8	FQ Top Tier
CYO	Air Transport Inc (ATI Je	10	LJ60	25.0	11.7	25.0	25.0	5.0	0.0		91.7	FQ Top Tier
FWK	Flightworks	12	GALX	21.6	18.3	25.0	25.0	0.0	0.0		89.9	FQ Compliant
DRL	Omini Air Transport	20	LJ75	24.3	15.5	25.0	25.0	0.0	0.0		89.7	FQ Compliant
CJE	Aeroservices Corporate	10	E35L	22.6	16.7	25.0	25.0	0.0	0.0		89.3	FQ Compliant
JAS	Jet Aviation Flight Servi	10	GLEK	20.9	18.3	25.0	25.0	0.0	0.0		89.2	FQ Compliant
KFB	STAjets	10	GLF4	21.9	25.0	16.7	25.0	0.0	0.0		88.5	FQ Compliant
FTD	AB Jets	6	LJ60	25.0	8.3	25.0	25.0	5.0	0.0		88.3	FQ Compliant
JNY	Jenney Beechcraft	8	GLF4	21.1	25.0	15.0	25.0	0.0	0.0		86.1	FQ Compliant
GJE	Global Jet	6	GLF5	22.1	13.9	25.0	25.0	0.0	0.0		86.0	FQ Compliant
TFF	Talon Air	11	GLF5	22.2	11.7	25.0	25.0	0.0	0.0		83.8	FQ Compliant
SLH	Silverhawk Aviation	6	C560	18.3	13.9	25.0	25.0	0.0	0.0		82.1	FQ Compliant
RNI	RENNIA AVIATION LLC	7	H25B	17.7	13.9	25.0	25.0	0.0	0.0		81.6	FQ Compliant
DLX	Dreamline Aviation	15	LJ60	24.9	2.8	25.0	25.0	3.7	0.0		81.3	FQ Compliant
PEG	Pegasus Elite Aviation	6	GLF4	21.9	25.0	8.3	25.0	0.0	0.0		80.2	FQ Compliant
FDJ	Freedom Air	8	EA50	25.0	0.0	25.0	25.0	5.0	0.0		80.0	FQ Compliant
PFT	Paragon Airways	21	C56X	25.0	3.6	25.0	25.0	1.0	0.0		79.5	FQ Compliant
RGY	Regency Airlines	9	BE40	15.4	13.9	25.0	25.0	0.0	0.0		79.3	FQ Compliant
WMN	Trident Aircraft	7	LJ60	25.0	8.3	15.0	25.0	5.0	0.0		78.3	FQ Compliant

OPERATOR				FLY QUIET ELEMENTS				BONUSES			OVERALL	
Code	Operator	Total Ops	Primary Aircraft Type	Quiet Fleet Score (25 Points)	Follow Procedures Score (25 points)	Quieter Events Score (25 Points)	Voluntary Curfew Score (25 Points)	Quiet Fleet Bonus (5 pts)	Fly RNP Bonus (5 pts)	-	Total Fly Quiet Score	Fly Quiet Rating Expectation
SGO	Admiral Beverage	22	H25B	15.9	20.8	15.9	25.0	0.0	0.0		77.7	FQ Compliant
IJA	International Jet Aviatio	10	LJ60	23.5	0.0	25.0	25.0	4.0	0.0		77.5	FQ Compliant
KPO	NXT Jet	23	GLF4	20.2	21.7	10.0	25.0	0.0	0.0		76.8	FQ Compliant
RLJ	Empyrean Jet	12	LJ60	22.0	0.0	25.0	25.0	3.3	0.0		75.3	FQ Compliant
XLJ	Xcel Jet	10	LJ40	24.6	0.0	25.0	25.0	0.0	0.0		74.6	FQ Compliant
HER	Hera Flight	11	C750	24.4	0.0	20.0	25.0	4.1	0.0		73.5	FQ Compliant
COL	SC Aviation	15	H25B	16.2	19.4	12.5	25.0	0.0	0.0		73.2	FQ Compliant
DHR	Jett Aircraft	8	LJ45	24.6	0.0	25.0	21.9	0.0	0.0		71.4	FQ Compliant
WDY	Phoenix Airline Services	6	F900	18.0	8.3	15.0	20.8	0.0	0.0		62.1	FQ Low Tier



# Corporate Jets (Single Operator)

30 Operations per year or greater – Fly Quiet Score 2022 Q1

OPERATOR				FLY QUIET ELEMENTS				BONUSES			OVERALL	
Code	Operator	Total Ops	Primary Aircraft Type	Quiet Fleet Score (25 Points)	Follow Procedures Score (25 points)	Quieter Events Score (25 Points)	Voluntary Curfew Score (25 Points)	Quiet Fleet Bonus (5 pts)	Fly RNP Bonus (5 pts)	-	Total Fly Quiet Score	Fly Quiet Rating Expectation
N31SS	SEGAL LAW FIRM	10	E55P	25.0	25.0	25.0	25.0	5.0	0.0		105.0	FQ Top Tier
N894KS	KS Air Charter, LLC	13	C68A	25.0	25.0	25.0	25.0	4.6	0.0		104.6	FQ Top Tier
N34SJ	Gamma2, Inc.	12	C25B	25.0	25.0	25.0	25.0	0.0	0.0		100.0	FQ Top Tier
N560TW	T.W. Lewis Aviation, LLC	11	C56X	25.0	25.0	25.0	25.0	0.0	0.0		100.0	FQ Top Tier
N555QB	Her Honor, Inc.	16	C750	25.0	19.4	25.0	25.0	5.0	0.0		99.4	FQ Top Tier
N82RL	604, LLC	15	CL60	23.2	25.0	25.0	25.0	0.0	0.0		98.2	FQ Top Tier
N1440W	OVERLAND AIR LLC	10	C25C	22.5	25.0	25.0	25.0	0.0	0.0		97.5	FQ Top Tier
N281EB	Swan, Erik	21	PC24	21.6	25.0	25.0	25.0	0.0	0.0		96.6	FQ Top Tier
N606HP	G200-116, LLC	18	GALX	21.6	25.0	25.0	25.0	0.0	0.0		96.6	FQ Top Tier
N980CC	FJ20 166 LLC	20	GLEX	21.8	20.8	25.0	25.0	0.0	0.0		92.7	FQ Top Tier
N630WB	Roger Roger, LLC	22	HDJT	25.0	12.5	25.0	25.0	5.0	0.0		92.5	FQ Top Tier
N777MC	Meredith Corporation	17	E545	25.0	12.5	25.0	25.0	5.0	0.0		92.5	FQ Top Tier
N950JK	Southern Nevada Oral & Ma	10	PRM1	23.4	18.3	25.0	25.0	0.0	0.0		91.8	FQ Top Tier
N959CR	Pumpjack Aviation, LLC	10	BE40	15.4	25.0	25.0	25.0	0.0	0.0		90.4	FQ Top Tier
N30MZ	Wildwood Yonder, LLC	23	GALX	21.6	21.3	25.0	22.0	0.0	0.0		89.9	FQ Compliant
N279D	Hawkeye Group, LLC	18	C25B	25.0	17.6	21.2	25.0	0.0	0.0		88.7	FQ Compliant
N211PB	JOUST CAPITAL III LLC	10	GLEX	21.8	16.7	25.0	25.0	0.0	0.0		88.5	FQ Compliant
N616CC	Mays, L. Lowry	11	GLF4	21.9	25.0	10.7	25.0	0.0	0.0		82.6	FQ Compliant
N191ST	TST Air Leasing, LLC	21	FA7X	19.1	16.7	18.8	25.0	0.0	0.0		79.5	FQ Compliant
N900BC	CSMS Management, LLC	12	C700	25.0	2.8	25.0	25.0	0.0	0.0		77.8	FQ Compliant
N499AV	Teton Leasing, LLC	19	C56X	25.0	0.0	25.0	25.0	0.0	0.0		75.0	FQ Compliant
N807AV	Euclid Aviation, Inc.	10	H25B	15.9	25.0	8.3	25.0	0.0	0.0		74.3	FQ Compliant
N525KM	Songbird Air, LLC	14	C525	17.9	0.0	25.0	25.0	3.6	0.0		71.4	FQ Compliant
N102WY	State of Wyoming - Dept.	10	C560	18.3	0.0	25.0	25.0	0.0	0.0		68.3	FQ Low Tier
N11HM	Erin Air, Inc.	10	GALX	21.6	0.0	17.9	25.0	0.0	0.0		64.5	FQ Low Tier
N881JH	FLAT CREEK AIRCRAFT LLC	19	F2TH	20.4	6.1	10.7	25.0	0.0	0.0		62.2	FQ Low Tier



# Corporate Jets (Single Operator)

Between 30 and 6 Operation per Year – Fly Quiet Score 2022 Q1

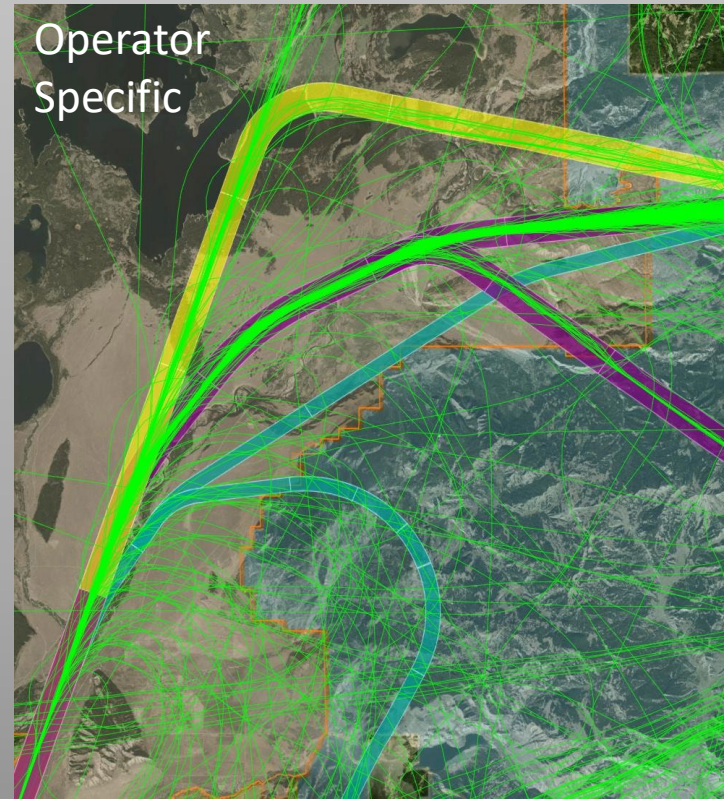
OPERATOR				FLY QUIET ELEMENTS				BONUSES			OVERALL	
Code	Operator	Total Ops	Primary Aircraft Type	Quiet Fleet Score (25 Points)	Follow Procedures Score (25 points)	Quieter Events Score (25 Points)	Voluntary Curfew Score (25 Points)	Quiet Fleet Bonus (5 pts)	Fly RNP Bonus (5 pts)	-	Total Fly Quiet Score	Fly Quiet Rating Expectation
N113HX	Happytimes Aviation, LLC	7	HDJT	25.0	25.0	25.0	25.0	5.0	0.0		105.0	FQ Top Tier
N626CT	Sirrine Hall Aviation, LL	8	C750	25.0	25.0	25.0	25.0	5.0	0.0		105.0	FQ Top Tier
N631TJ	N631TJ, LLC	6	C525	25.0	25.0	25.0	25.0	5.0	0.0		105.0	FQ Top Tier
N6GU	LKM, Inc.	6	C680	25.0	25.0	25.0	25.0	5.0	0.0		105.0	FQ Top Tier
N770CJ	N770CJ LLC	6	C750	25.0	25.0	25.0	25.0	5.0	0.0		105.0	FQ Top Tier
N843M	Tichenor, McHenry T., Jr.	9	E55P	25.0	25.0	25.0	25.0	5.0	0.0		105.0	FQ Top Tier
N308GV	IBW Air Services, LLC	6	E55P	25.0	25.0	25.0	20.8	5.0	0.0		100.8	FQ Top Tier
N320JE	1384 CHARTER LLC	6	CL30	25.0	25.0	25.0	25.0	0.0	0.0		100.0	FQ Top Tier
N334JE	1384 Charter, LLC	6	CL30	25.0	25.0	25.0	25.0	0.0	0.0		100.0	FQ Top Tier
N425TS	Tower Three, LLC	8	C25B	25.0	25.0	25.0	25.0	0.0	0.0		100.0	FQ Top Tier
N635CJ	TEXTRON AVIATION INC	6	C25B	25.0	25.0	25.0	25.0	0.0	0.0		100.0	FQ Top Tier
N846JS	Jet Lease Corp.1, LLC	6	C56X	25.0	25.0	25.0	25.0	0.0	0.0		100.0	FQ Top Tier
N96PB	Air Futura, LLC	8	C25B	25.0	25.0	25.0	25.0	0.0	0.0		100.0	FQ Top Tier
N828KD	Simpson Group, Ltd.	6	GA5C	24.7	25.0	25.0	25.0	0.0	0.0		99.7	FQ Top Tier
N805TL	TVPX AIRCRAFT SOLUTIONS	6	GLF6	24.3	25.0	25.0	25.0	0.0	0.0		99.3	FQ Top Tier
N312EA	AEA Services, LLC	6	CL35	24.3	25.0	25.0	25.0	0.0	0.0		99.3	FQ Top Tier
N57FL	JR Air, LLC	6	C25A	24.2	25.0	25.0	25.0	0.0	0.0		99.2	FQ Top Tier
N39RP	Grand Quinby DTLA, LLC	8	PRM1	23.4	25.0	25.0	25.0	0.0	0.0		98.4	FQ Top Tier
N404JM	CRG INVESTMENTS LLC	6	PRM1	23.4	25.0	25.0	25.0	0.0	0.0		98.4	FQ Top Tier
N525PB	JCL Aviation, LLC	6	C25C	22.5	25.0	25.0	25.0	0.0	0.0		97.5	FQ Top Tier
N117AL	Flying Aviation, LLC	6	GLF5	22.2	25.0	25.0	25.0	0.0	0.0		97.2	FQ Top Tier
N1878E	Galaxy Lift, LLC	6	GLF5	22.2	25.0	25.0	25.0	0.0	0.0		97.2	FQ Top Tier
N619GV	Trans-Exec Air Service, I	6	GLF5	22.2	25.0	25.0	25.0	0.0	0.0		97.2	FQ Top Tier
N928GC	Moorland Promontory, LLC	6	GLF5	22.2	25.0	25.0	25.0	0.0	0.0		97.2	FQ Top Tier
N686TW	Tango Whiskey Aviation LL	8	C68A	25.0	16.7	25.0	25.0	5.0	0.0		96.7	FQ Top Tier
N339NJ	Sam Air Leasing, LLC	6	F2TH	20.4	25.0	25.0	25.0	0.0	0.0		95.4	FQ Top Tier
N4840W	Launchequity Partners, LL	6	F2TH	20.4	25.0	25.0	25.0	0.0	0.0		95.4	FQ Top Tier
N793KK	Banc of America Leasing &	6	F2TH	20.4	25.0	25.0	25.0	0.0	0.0		95.4	FQ Top Tier
N89RP	Rich Aviation, Inc.	6	F2TH	20.4	25.0	25.0	25.0	0.0	0.0		95.4	FQ Top Tier
N70FK	Childress Klein Managemen	6	F900	20.0	25.0	25.0	25.0	0.0	0.0		95.0	FQ Top Tier
N971JS	FE X 147, LLC	8	C750	25.0	13.9	25.0	25.0	5.0	0.0		93.9	FQ Top Tier
N881VP	Citation Technology Partn	7	C56X	25.0	16.7	25.0	25.0	0.0	0.0		91.7	FQ Top Tier
N837RE	UDR, Inc.	9	HA4T	22.6	18.3	25.0	25.0	0.0	0.0		91.0	FQ Top Tier
N228SB	Jet Shares, LLC	8	BE40	15.4	25.0	25.0	25.0	0.0	0.0		90.4	FQ Top Tier
N302TB	Moser Aviation, LLC	6	BE40	15.4	25.0	25.0	25.0	0.0	0.0		90.4	FQ Top Tier
N390SB	400XP Shares, LLC	6	BE40	15.4	25.0	25.0	25.0	0.0	0.0		90.4	FQ Top Tier

OPERATOR				FLY QUIET ELEMENTS				BONUSES			OVERALL	
Code	Operator	Total Ops	Primary Aircraft Type	Quiet Fleet Score (25 Points)	Follow Procedures Score (25 points)	Quieter Events Score (25 Points)	Voluntary Curfew Score (25 Points)	Quiet Fleet Bonus (5 pts)	Fly RNP Bonus (5 pts)	-	Total Fly Quiet Score	Fly Quiet Rating Expectation
N261PC	Hillsboro Global Aviation	6	GA5C	24.7	13.9	25.0	25.0	0.0	0.0		88.6	FQ Compliant
N197LL	Accelero, LLC	6	SF50	25.0	8.3	25.0	25.0	5.0	0.0		88.3	FQ Compliant
N825SG	MCS Leasing, Inc.	6	CL60	23.2	13.9	25.0	25.0	0.0	0.0		87.0	FQ Compliant
N970CC	FJ20 166, LLC	8	F900	20.0	25.0	16.7	25.0	0.0	0.0		86.7	FQ Compliant
N721FF	FE AVIATION II LLC	8	GLEX	21.8	13.9	25.0	25.0	0.0	0.0		85.7	FQ Compliant
N950PB	N950PB LLC	8	GLEX	21.8	13.9	25.0	25.0	0.0	0.0		85.7	FQ Compliant
N585WT	Kedec Services, LLC	9	C25B	25.0	8.3	25.0	25.0	0.0	0.0		83.3	FQ Compliant
N1BL	Little Angel, LLC	6	C25C	22.5	8.3	25.0	25.0	0.0	0.0		80.8	FQ Compliant
N378TP	Development Authority of	8	E190	17.9	25.0	12.5	25.0	0.0	0.0		80.4	FQ Compliant
N19QC	TAD, LLC	6	C650	16.4	13.9	25.0	25.0	0.0	0.0		80.3	FQ Compliant
N319GG	GG AVIATION LLC	6	GLEX	21.8	8.3	25.0	25.0	0.0	0.0		80.2	FQ Compliant
N502ET	Radial Services, LLC	6	EA50	25.0	0.0	25.0	25.0	5.0	0.0		80.0	FQ Compliant
N492FT	Pumpjack Aviation, LLC	8	BE40	15.4	13.9	25.0	25.0	0.0	0.0		79.3	FQ Compliant
N1CE	Moose Ventures, LLC	6	C25B	25.0	2.8	25.0	25.0	0.0	0.0		77.8	FQ Compliant
N204BG	Precision Aviation, Inc.	6	C560	18.3	8.3	25.0	25.0	0.0	0.0		76.6	FQ Compliant
N567MC	N63XP, LLC	6	C56X	25.0	0.0	25.0	25.0	0.0	0.0		75.0	FQ Compliant
N613KJ	J2 Aviation, LLC	6	C25B	25.0	0.0	25.0	25.0	0.0	0.0		75.0	FQ Compliant
N812RA	Acme Aviation, LLC	6	PC24	21.6	0.0	25.0	25.0	0.0	0.0		71.6	FQ Compliant
N608JR	Excel Aviation, LLC	9	C560	18.3	2.8	25.0	25.0	0.0	0.0		71.0	FQ Compliant
N871CB	Thomas Aircraft C12 PC-12	6	C25A	24.2	0.0	25.0	20.8	0.0	0.0		70.1	FQ Compliant
N770RG	Air McCormack, LLC	6	H25C	21.3	8.3	12.5	25.0	0.0	0.0		67.1	FQ Low Tier
N950SF	Teton Sales and Leasing,	8	F900	20.0	2.8	12.5	25.0	0.0	0.0		60.3	FQ Low Tier
N59CJ	AeroSolutions Group, Inc.	6	FA50	15.9	0.0	12.5	25.0	0.0	0.0		53.4	FQ Low Tier



# Working with Individual Operators

- ❖ A number of operators have expressed interest in how to improve their score
- ❖ Developed a detailed report to send to operators showing their results
- ❖ Developed a guide on how to improve scores



## Overall Fly Quiet Score

Quiet Fleet Score (25 Points)	Follow Procedures Score (25 points)	Quieter Events Score (25 Points)	Voluntary Curfew Score (25 Points)	Quiet Fleet Bonus (5 pts)	Fly RNP Bonus (5 pts)	Sustainability Bonus (5 pts)	Total Fly Quiet Score	Fly Quiet Rating Expectation
18.3	0.0	25.0	25.0	0.0	0.0	0.0	68.3	FQ Low Tier

## Fleet Quality and Quiet Fleet Bonus Score Details

Total Annual Ops	Primary Aircraft	Avg Fleet Margin (dB)	Quiet Fleet Score (25 pts)	Total Stage 5 Plus Ops	Percent Stage 5 Plus	Quiet Fleet Bonus (5 pts)
26	C560	12.9	18.3	0	0%	0.0

## Follow Procedures Score Details

Total GPS v CONV	Valid GPS v CONV	Percent GPS v CONV	Total East v West	Valid East v West	Percent East v West	Total South Flights	Valid Without Drift	Percent Without Drift	Percent All Proc	Follow Procedures Score (25 points)
6	5	83.3%	9	8	88.9%	10	0	0.0%	57.4%	0.0

## High Events and Voluntary Curfew Score Details

Total High Events	Percent High Events per Operation	Quiet Events Score (25 points)	Curfew Ops	Percent Comply Curfew	Voluntary Curfew Score (25 points)
0	100.0%	25.0	0	100.0%	25.0





# Summary

- ❖ Fly Quiet shows a continued overall trend of improvement or steady levels of Fly Quiet noise measures
  - Corporate jet **Fleet Quality** shows trends in greater use of newer generation (quieter) Stage 5 aircraft and less of the older (louder) Stage 3 aircraft. Commercial aircraft are not yet changing.
  - Aircraft are following the **flight procedure goals** with greater than 90% compliance and showing trends of increased compliance.
  - The percentage of **higher noise level events** per operation are reducing as older technology corporate jet aircraft leave the fleet.
  - The number of **voluntary curfew hours** violations of jet flights continues to be low.



# Summary, Continued

- ❖ Operators are paying attention and inquiring how they can improve—they are reaching out to the Airport for guidance
- ❖ We are developing a “Self Help Guide” for operators to use as a tool to evaluate their performance and address specific areas where they may be deficient along with methods to improve
- ❖ Some operators have moved up in the ranking scale
- ❖ Without this Program operators would not be aware of how they may be affecting the community or how to improve



# Next Steps

## ❖ Current 2022 Activities

- Promote Top Tier operators
- Continue to Work with Low Tier operators to improve
- Use up to date 2022 data to track operators
- Advertise results



The Fly Quiet Program is an initiative implemented by the Airport Board to encourage operators to utilize the quietest available fleet and to operate those aircraft as quietly as possible. The program promotes a voluntary, participatory approach to complying with noise abatement procedures and objectives. This is done by grading an operator's performance and making the scores available to the users of the Airport and the public.

**The Fly Quiet Program evaluates compliance with four categories:**

1. Noise Fleet Quality
2. Minimize Violations of Voluntary Curfew
3. Minimize High Noise Events
4. Flight Procedure Compliance

**General Aviation Categories**

**Part 135:** Commercial non-scheduled operations (e.g. private air charter, fleets, fractional ownership)

**Non-Part 135:** Non-commercial operations (e.g. single jet owner/operator)

### Top Tier Operators

The Top Tier includes General Aviation operators with 30 or more annual operations at JAC. To be considered Top Tier, the operators scored 90.0 and above.

Interim Report

#### Part 135 Category

- XOJet
- Mountain Aviation
- Thrive Aviation
- NetJets Aviation
- Bombardier FlexJet

#### Non-Part 135 Category

- KS Air Charter, LLC
- N393SG, LLC
- Hoar Aviation, LLC
- TVPX Aircraft Solutions, LLC
- Vela Flight 2, LLC

For complete rankings and more info, visit [jacksonholeairport.com](http://jacksonholeairport.com)



MORE INFO @ [WWW.JACKSONHOLEAIRPORT.COM](http://WWW.JACKSONHOLEAIRPORT.COM)