

# APPENDIX A

## Time History Noise Event Plots

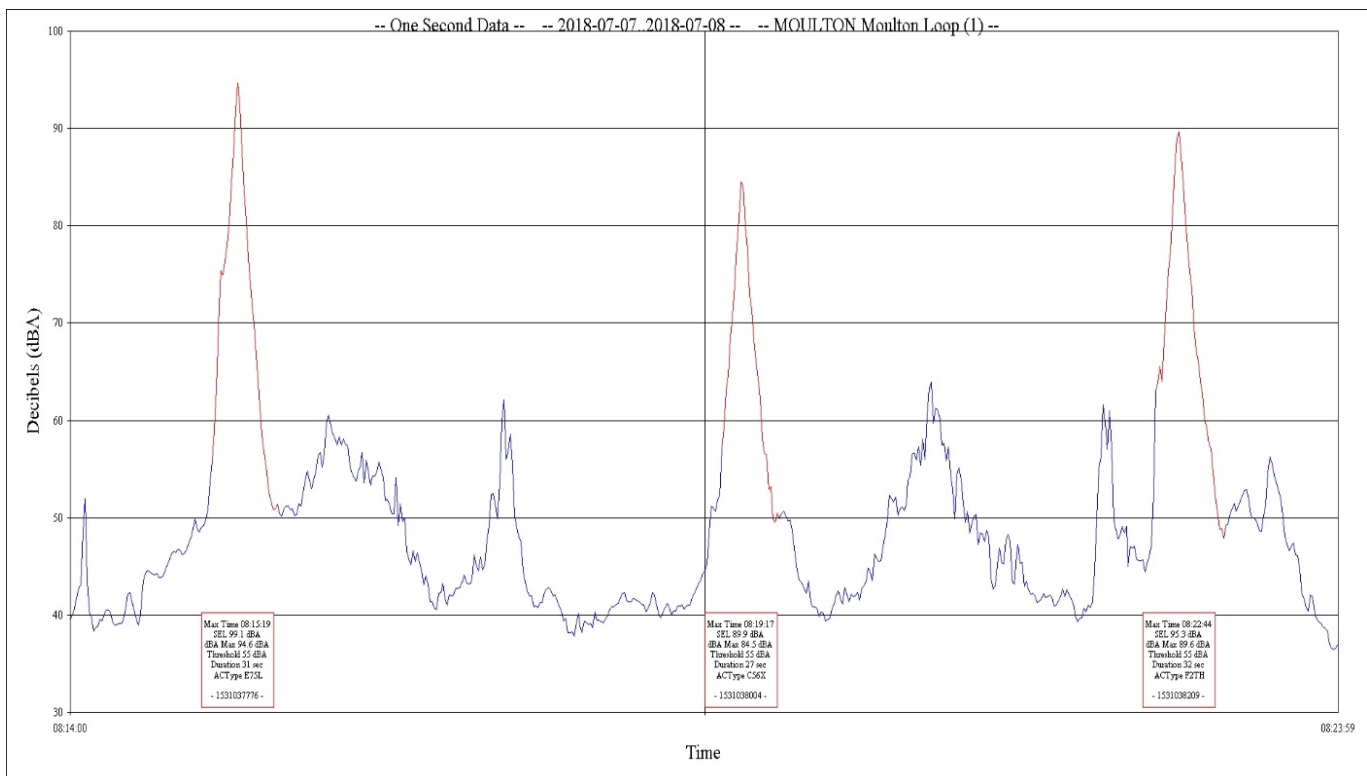
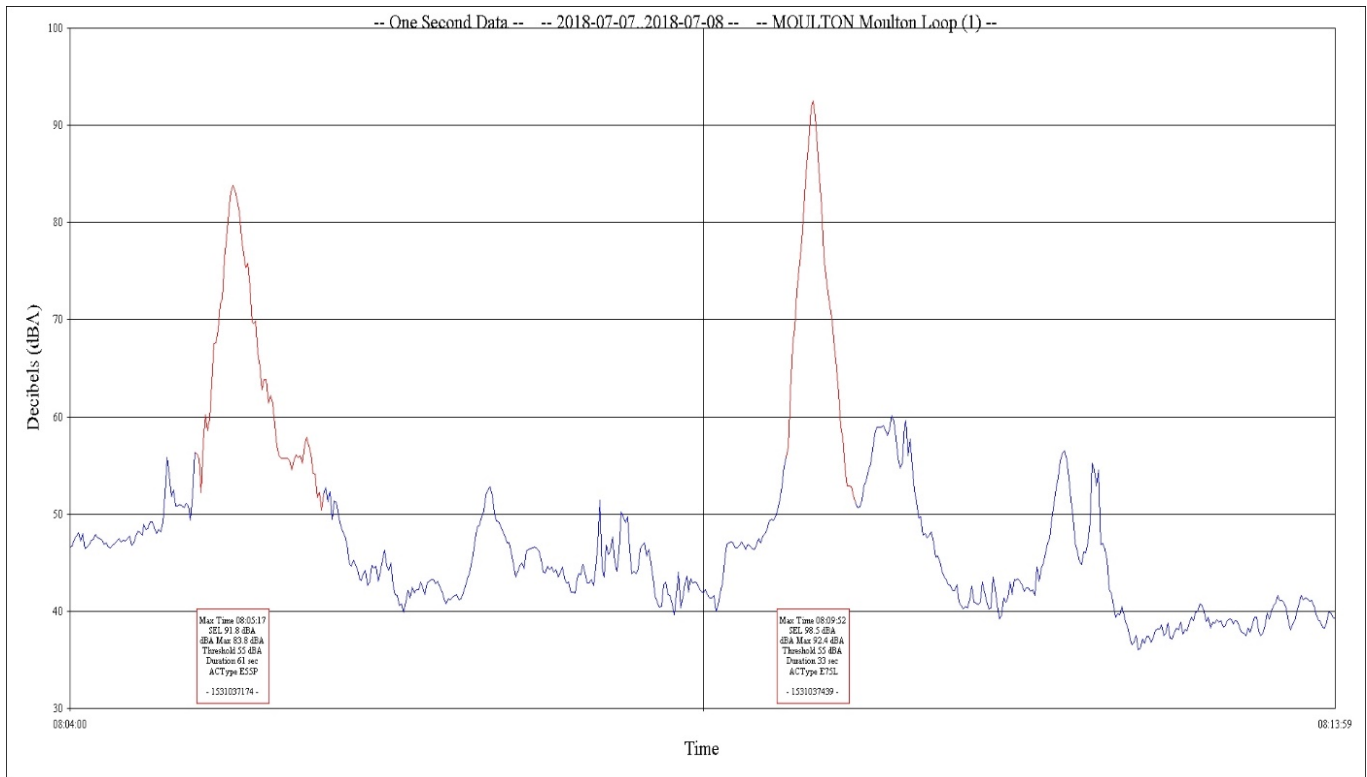


# Sample Time History Noise Plot of Aircraft and Ambient Noise

Jackson Hole Airport

Period: July 08, 2018 08:04:00 to July 08, 2018 08:23:59

Site: Moulton Loop

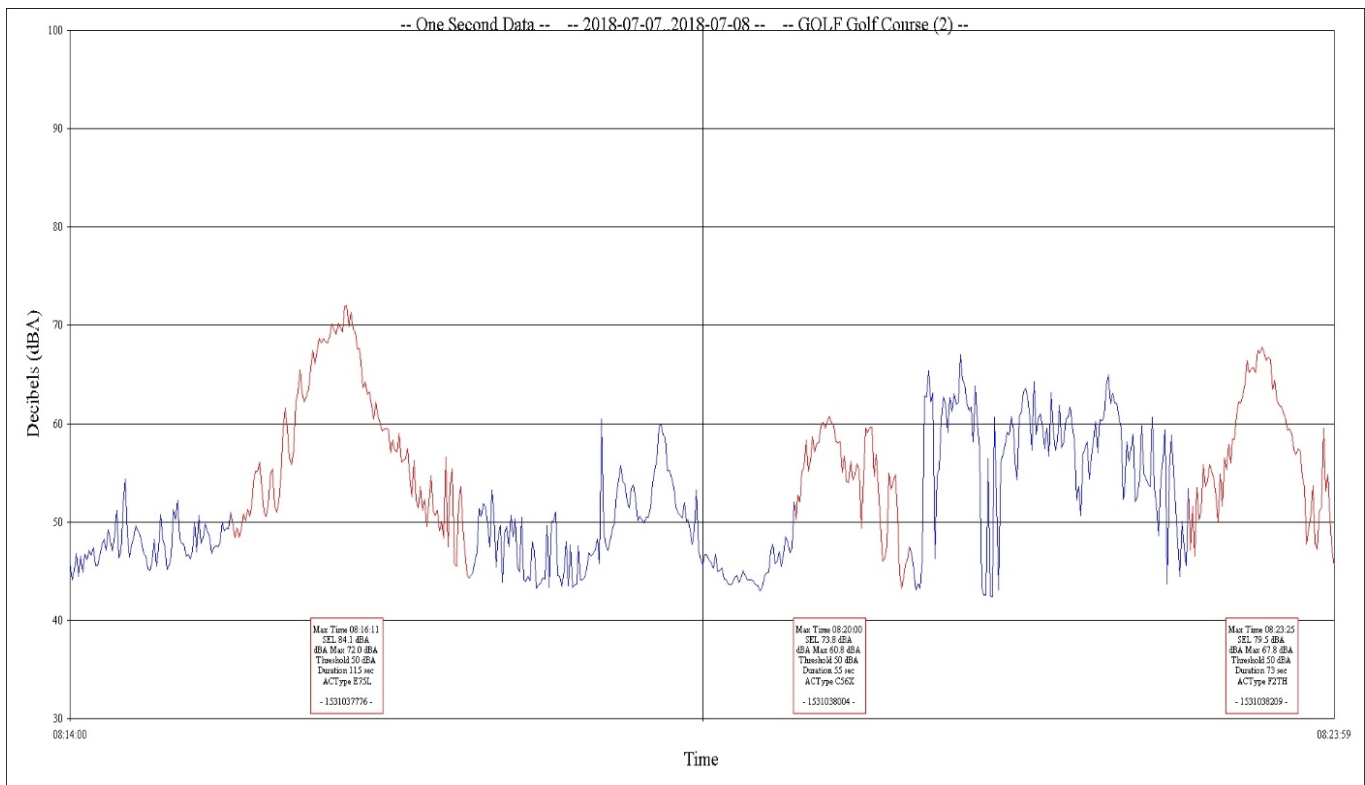
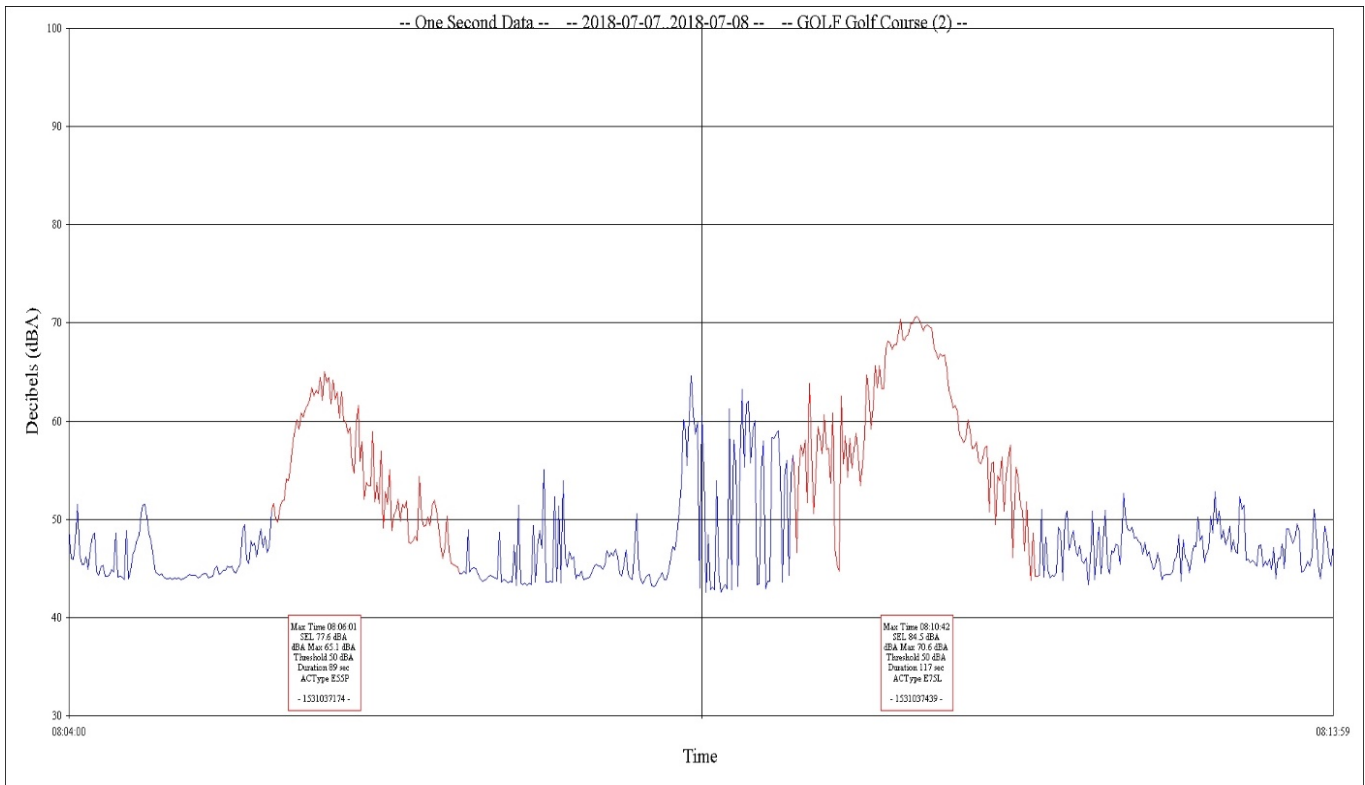


# Sample Time History Noise Plot of Aircraft and Ambient Noise

Jackson Hole Airport

Period: July 08, 2018 08:04:00 to July 08, 2018 08:23:59

Site: Golf Course

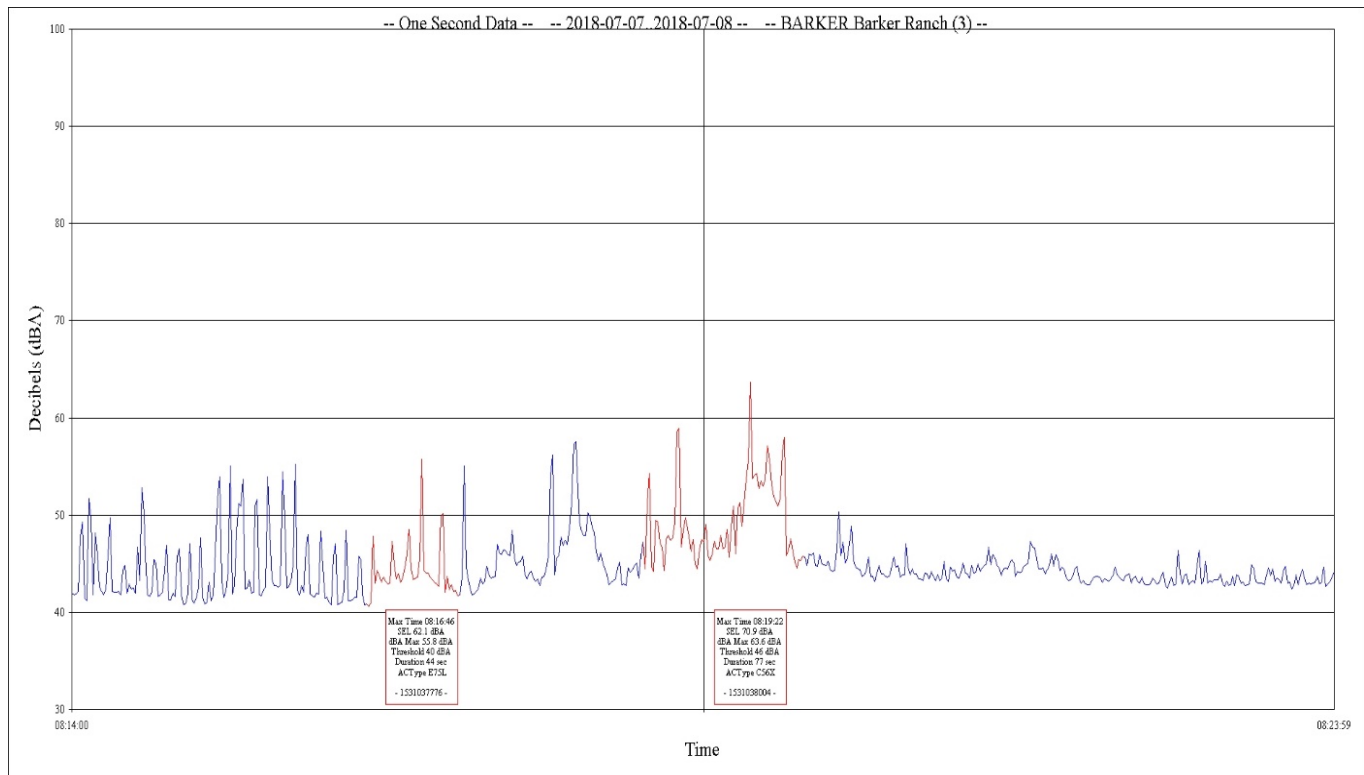
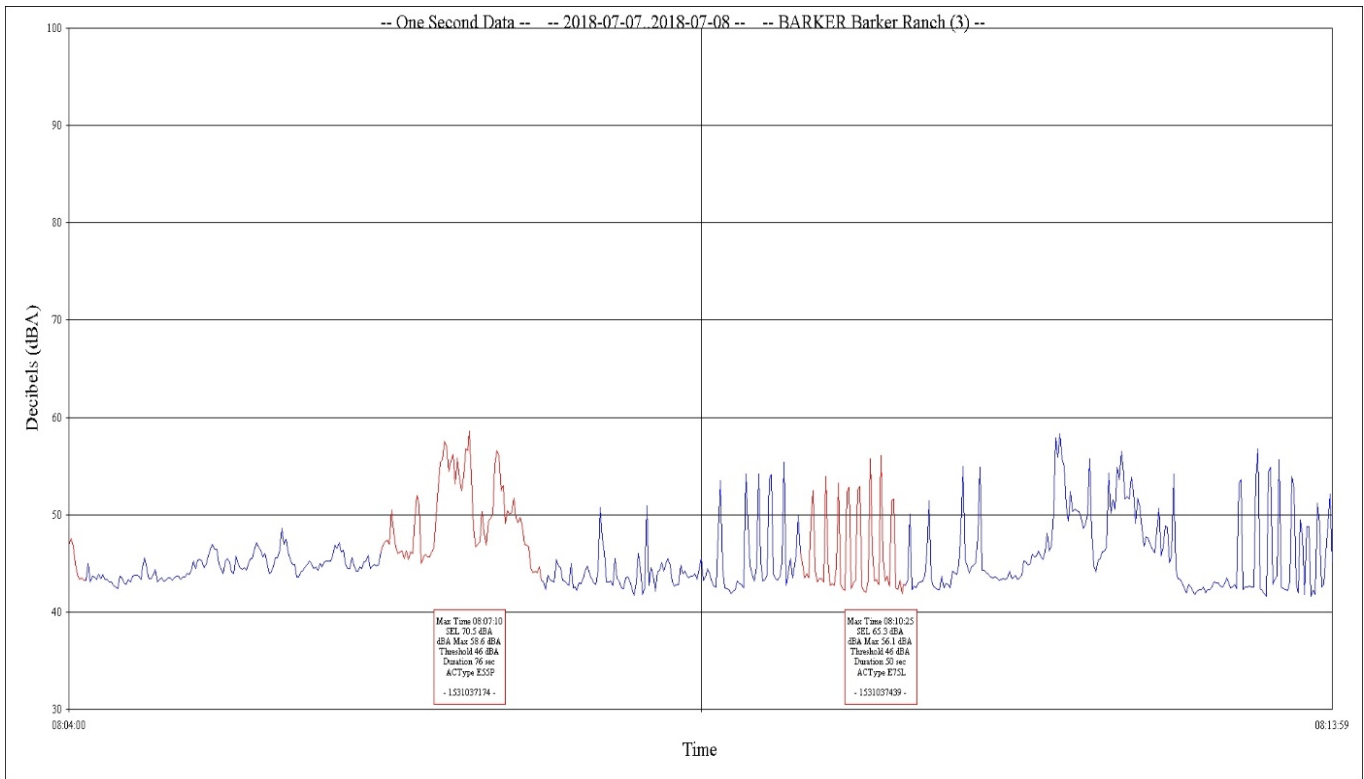


# Sample Time History Noise Plot of Aircraft and Ambient Noise

Jackson Hole Airport

Period: July 08, 2018 08:04:00 to July 08, 2018 08:23:59

Site: Barker Ranch

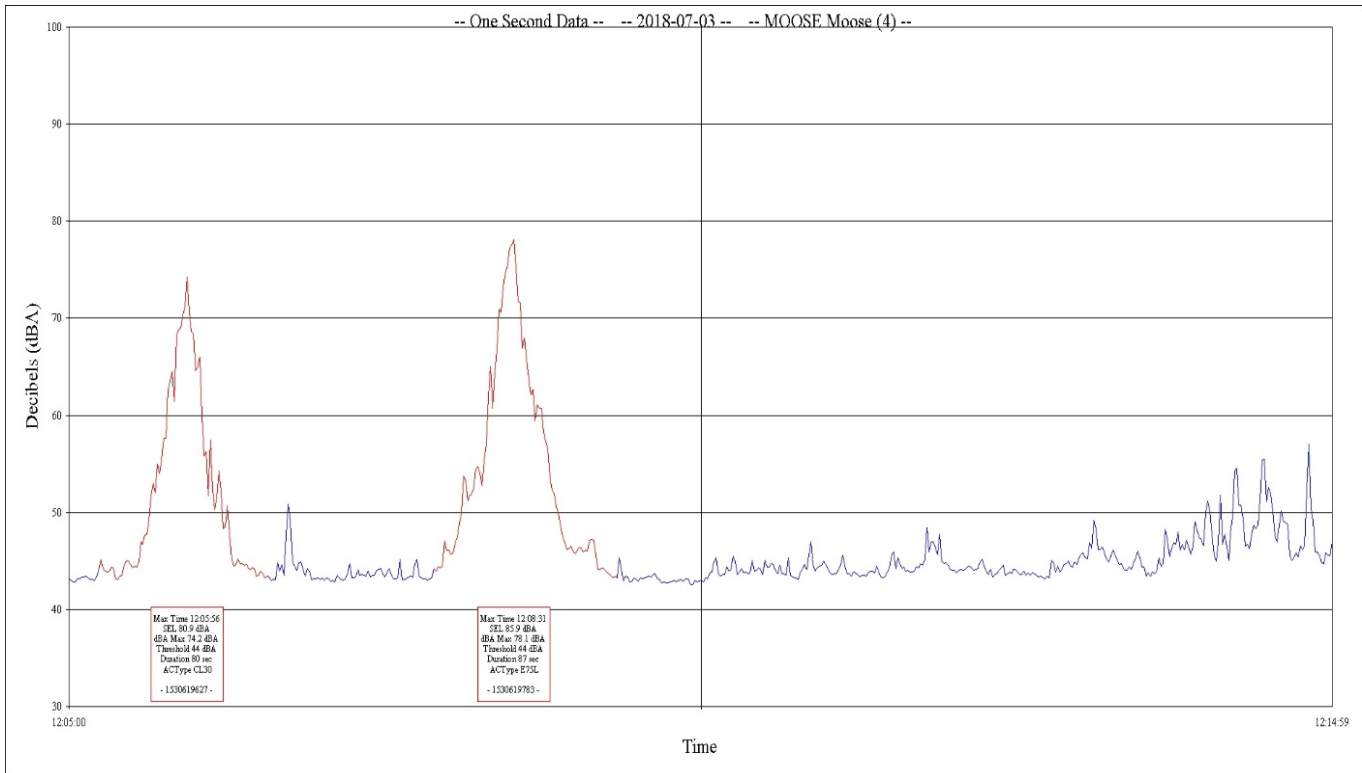
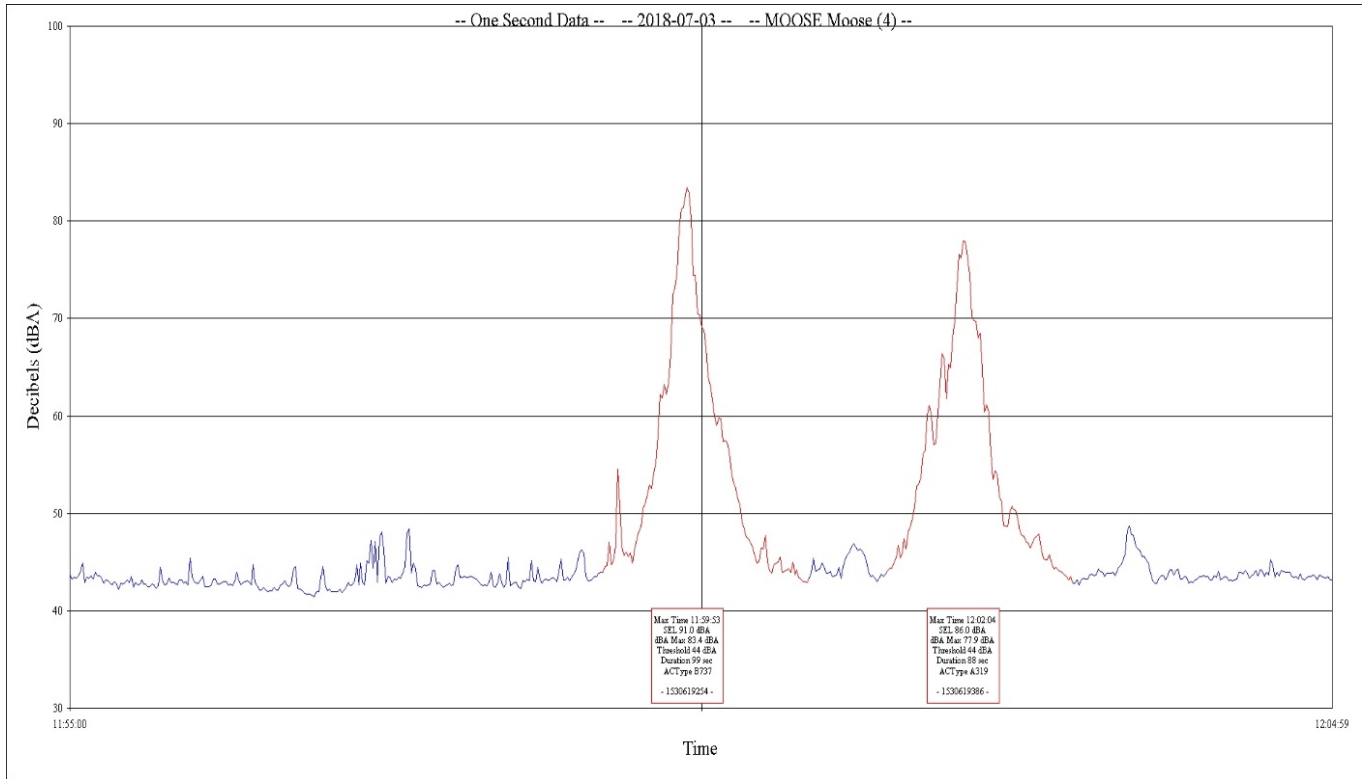


# Sample Time History Noise Plot of Aircraft and Ambient Noise

Jackson Hole Airport

Period: July 03, 2018 11:55:00 to July 03, 2018 12:14:59

Site: Moose

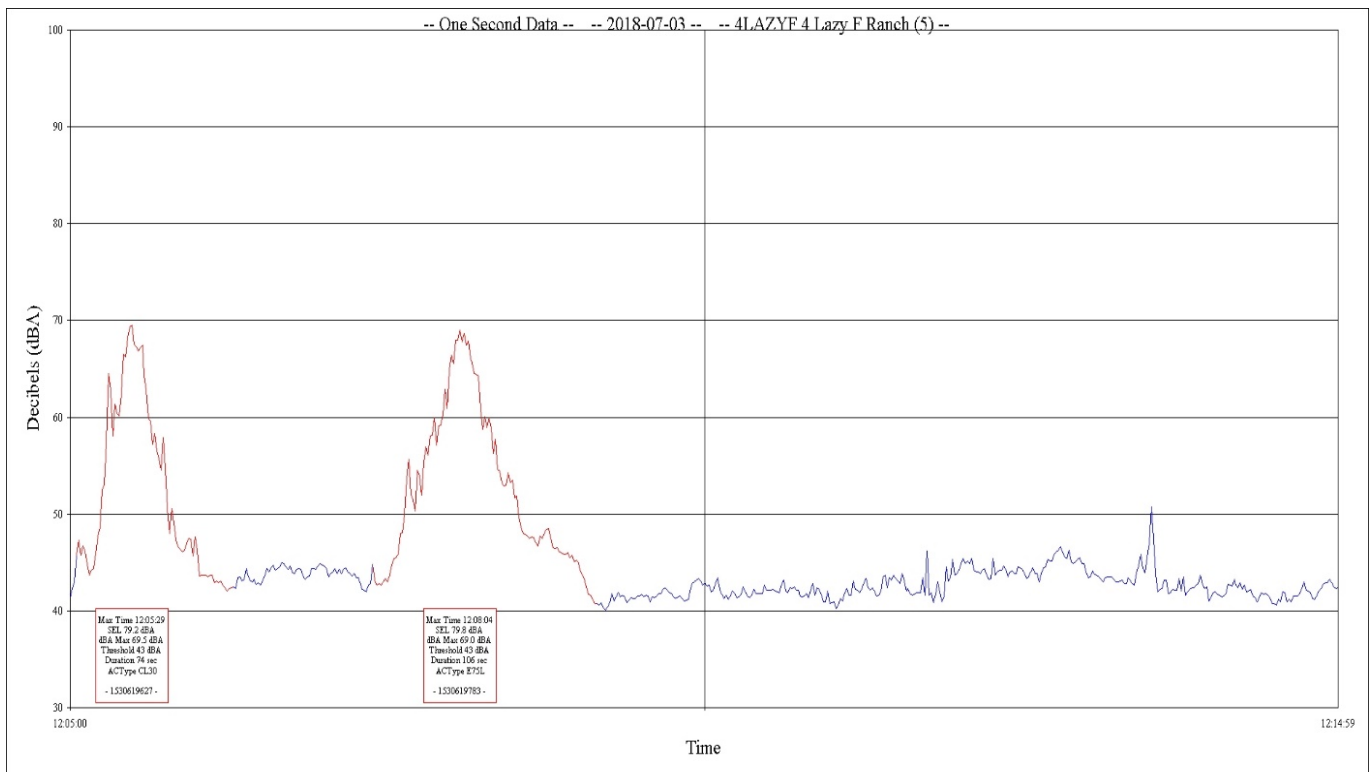
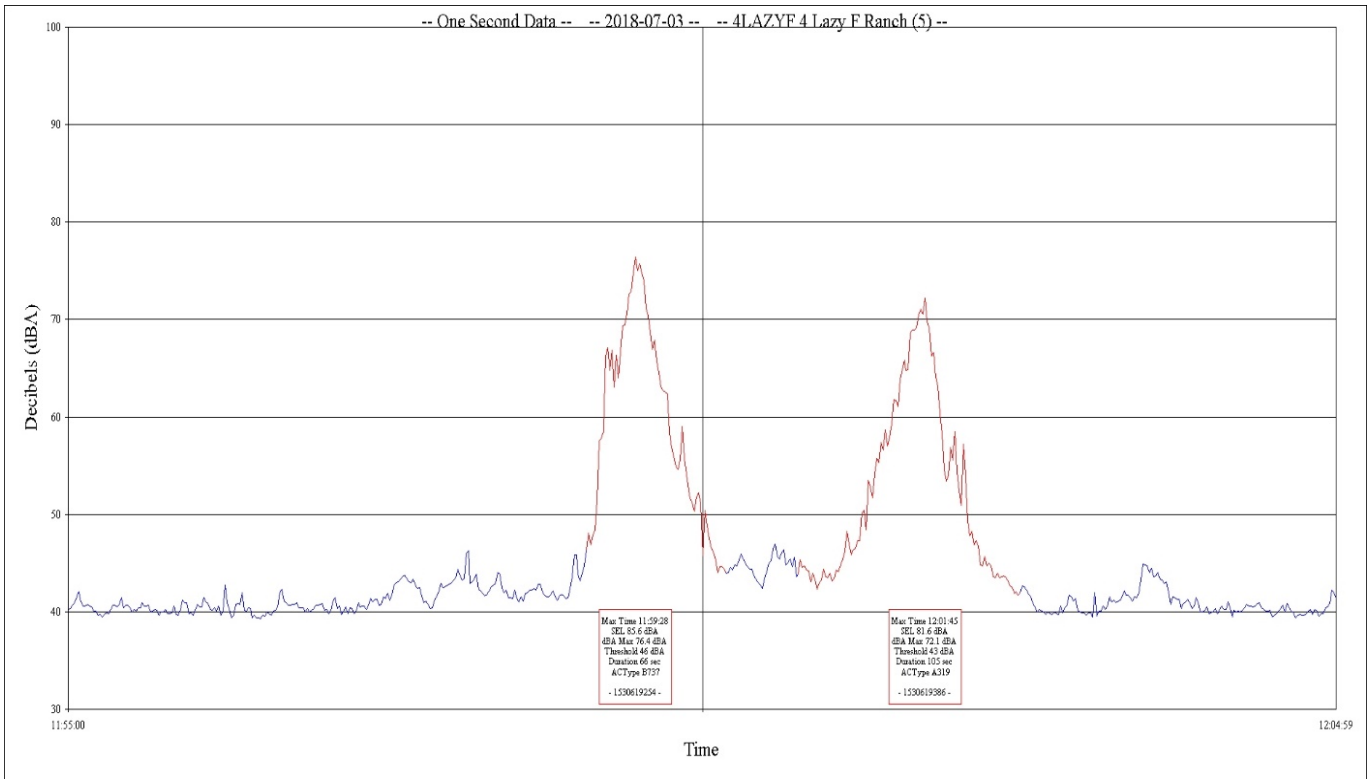


# Sample Time History Noise Plot of Aircraft and Ambient Noise

Jackson Hole Airport

Period: July 03, 2018 11:55:00 to July 03, 2018 12:14:59

Site: 4 Lazy F Ranch

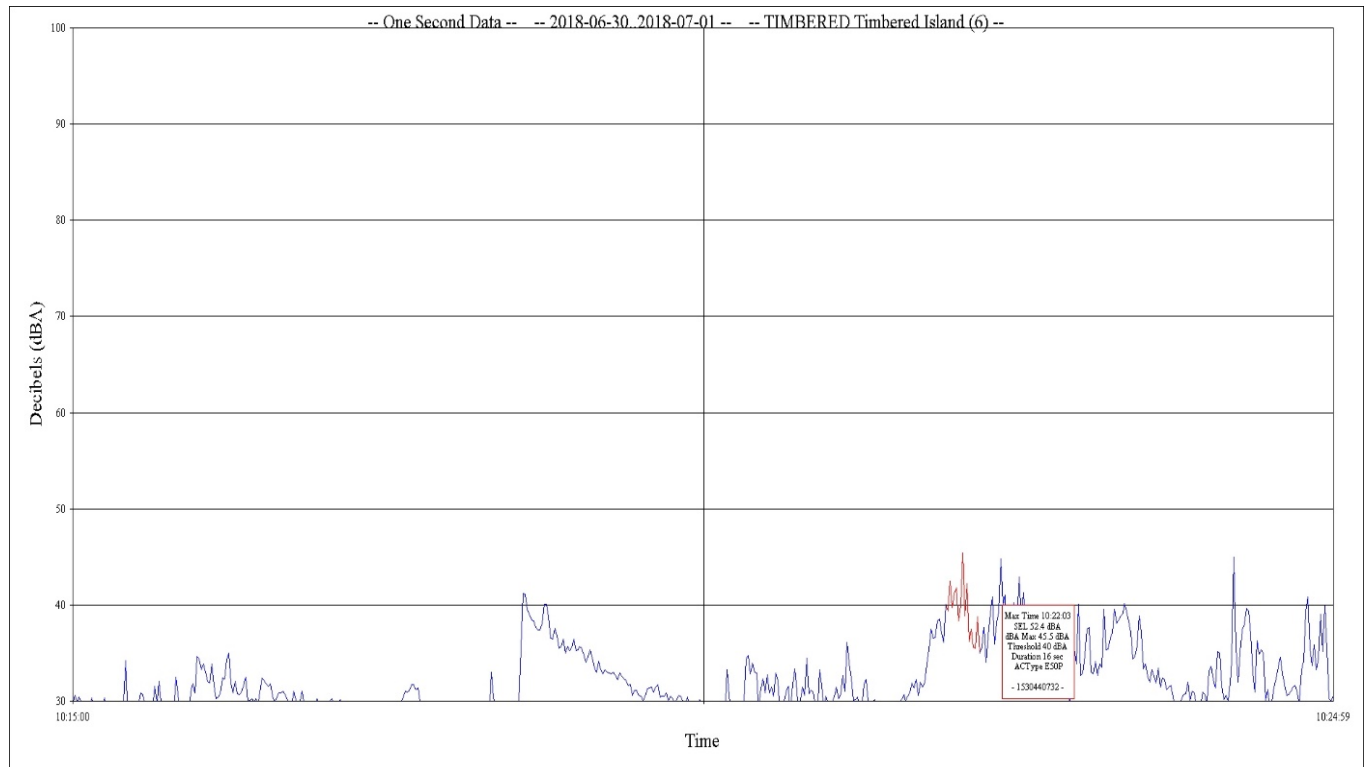
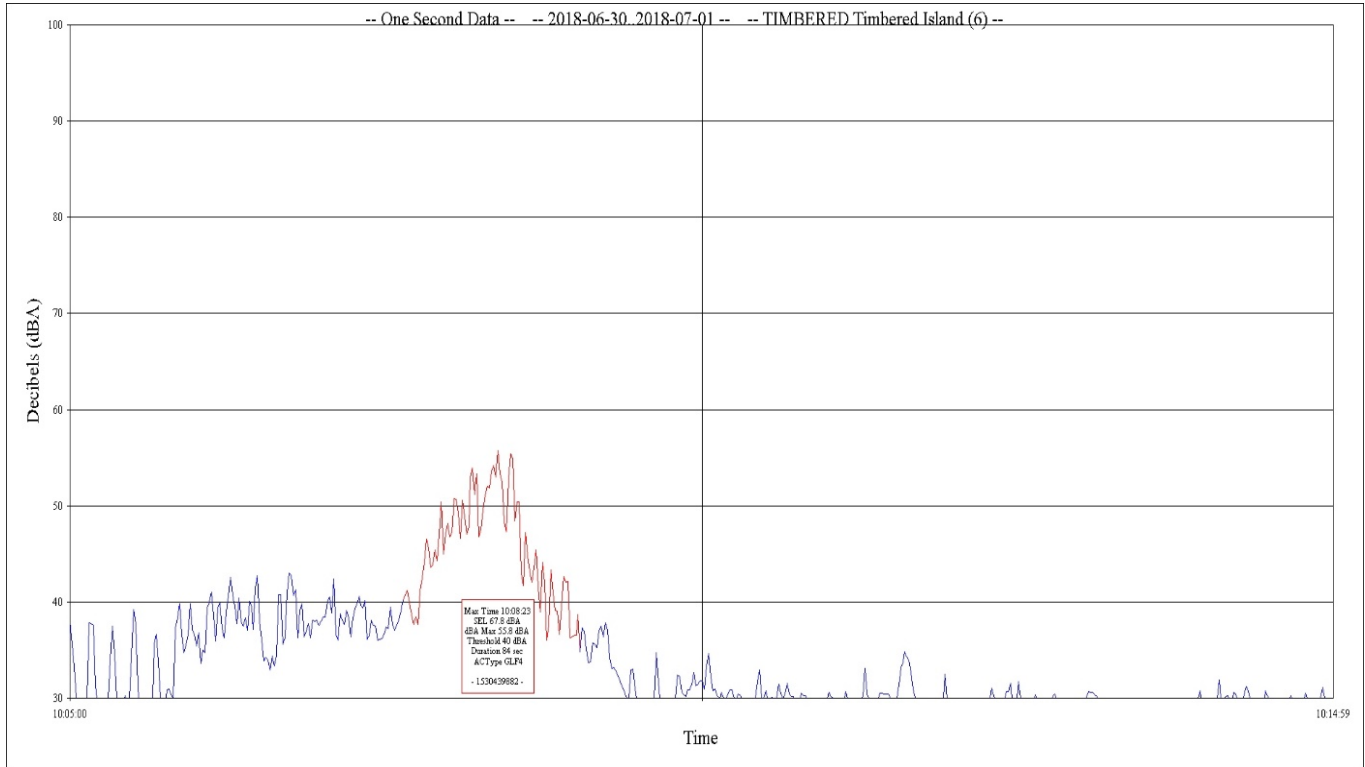


# Sample Time History Noise Plot of Aircraft and Ambient Noise

Jackson Hole Airport

Period: June 30, 2018 10:05:00 to June 30, 2018 10:24:59

Site: Timber Island





# APPENDIX B

## **Ambient Noise Measurement Results**

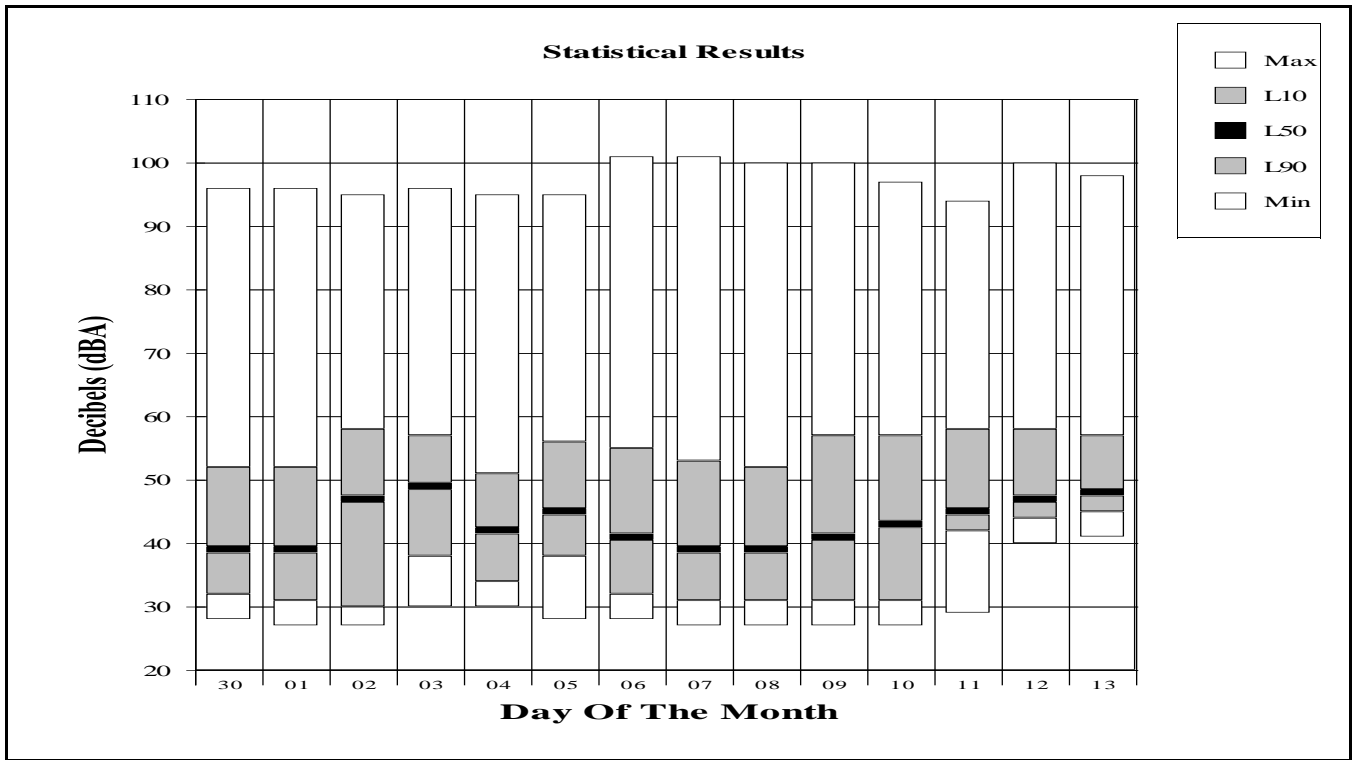


**Ambient Noise Measurement Results**

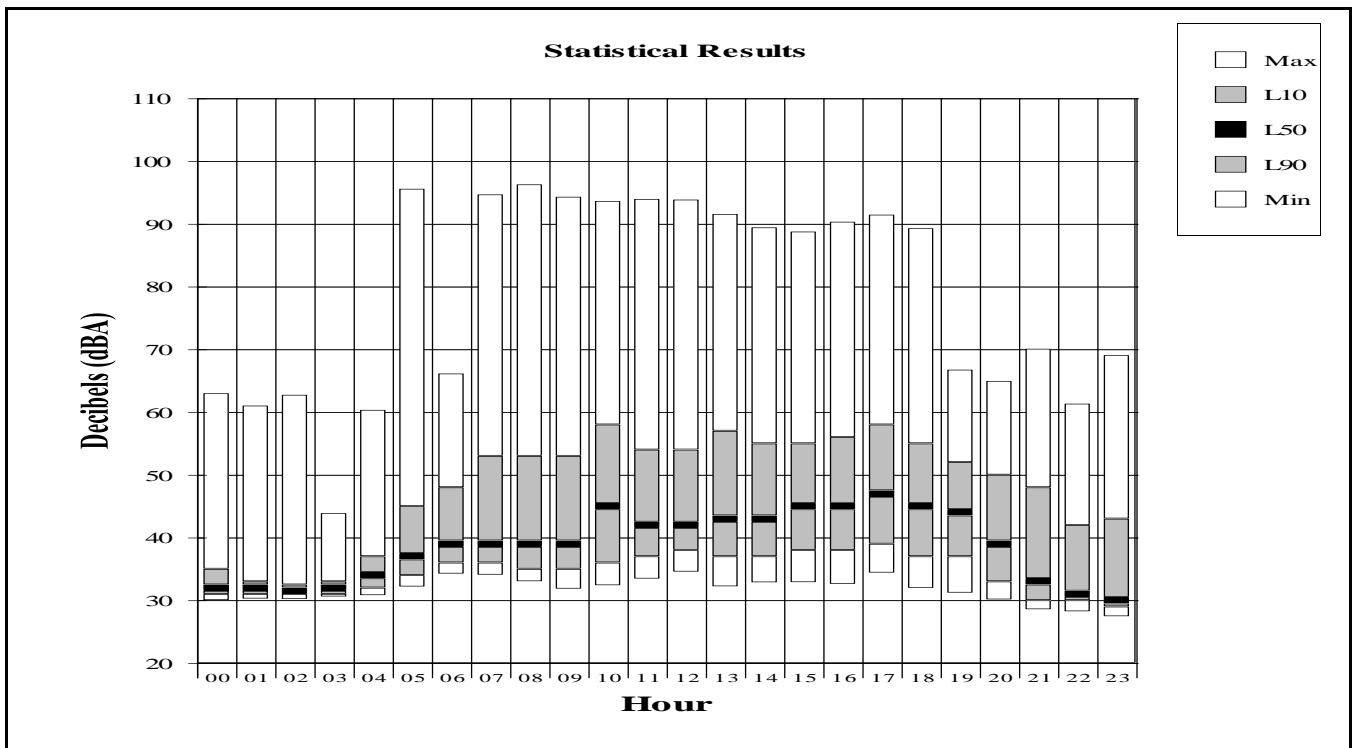
Jackson Hole Airport

Site: Moulton Loop

**Period: June 30, 2018 to July 13, 2018**



**Period: July 1, 2018**

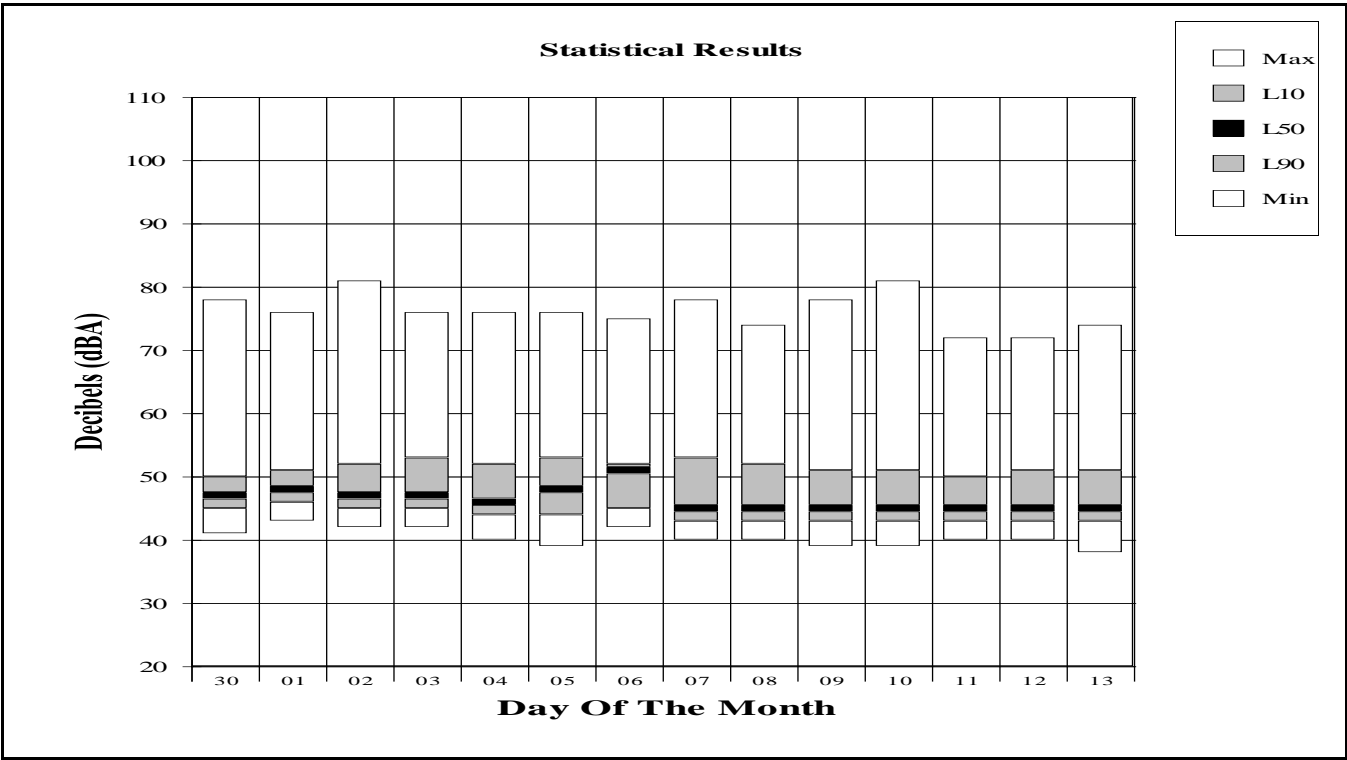


**Ambient Noise Measurement Results**

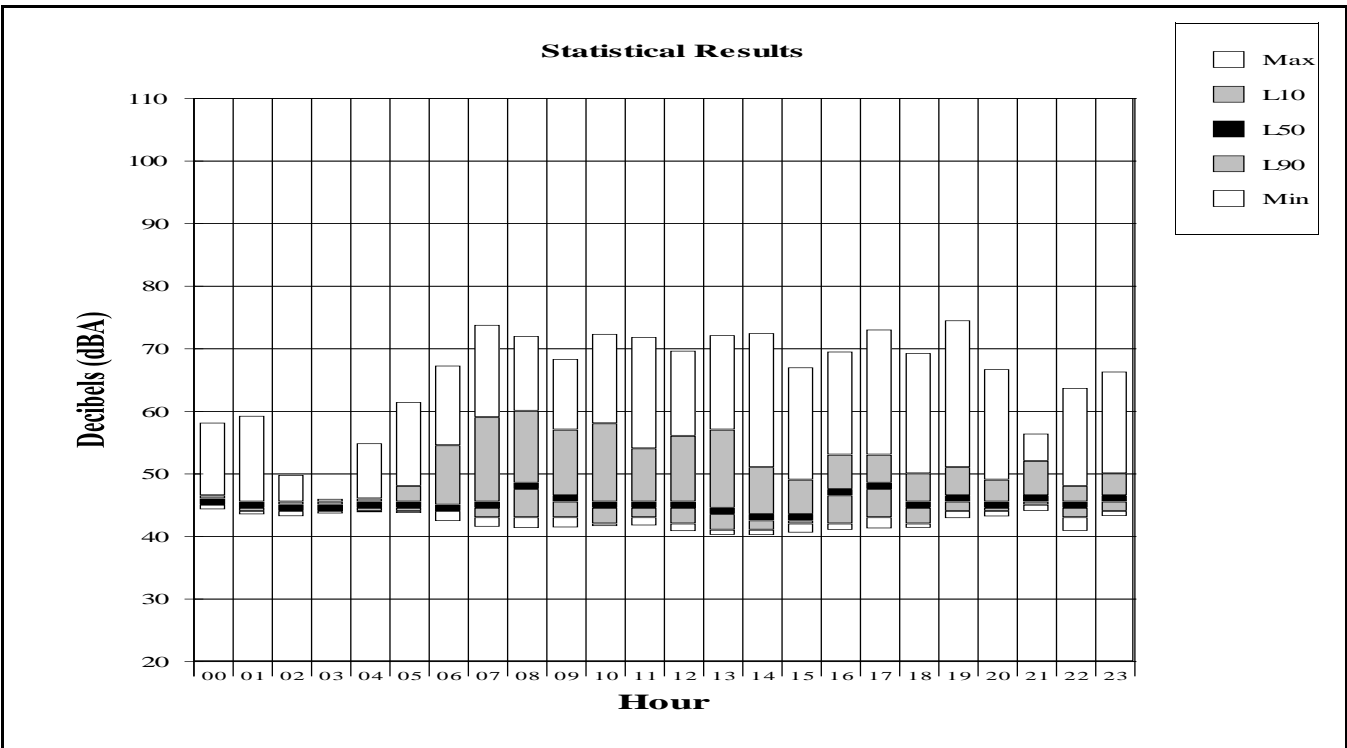
Jackson Hole Airport

Site: Golf Course

**Period: June 30, 2018 to July 13, 2018**



**Period: July 8, 2018**

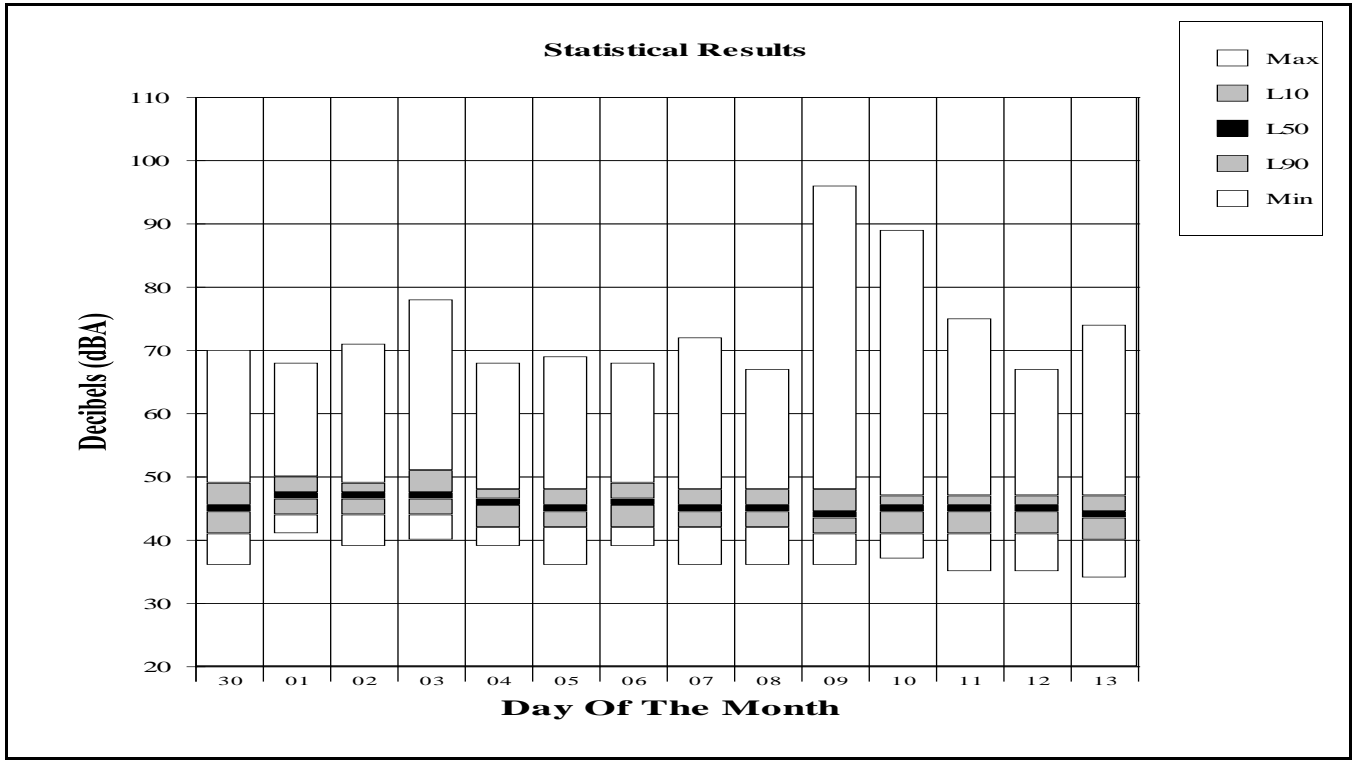


**Ambient Noise Measurement Results**

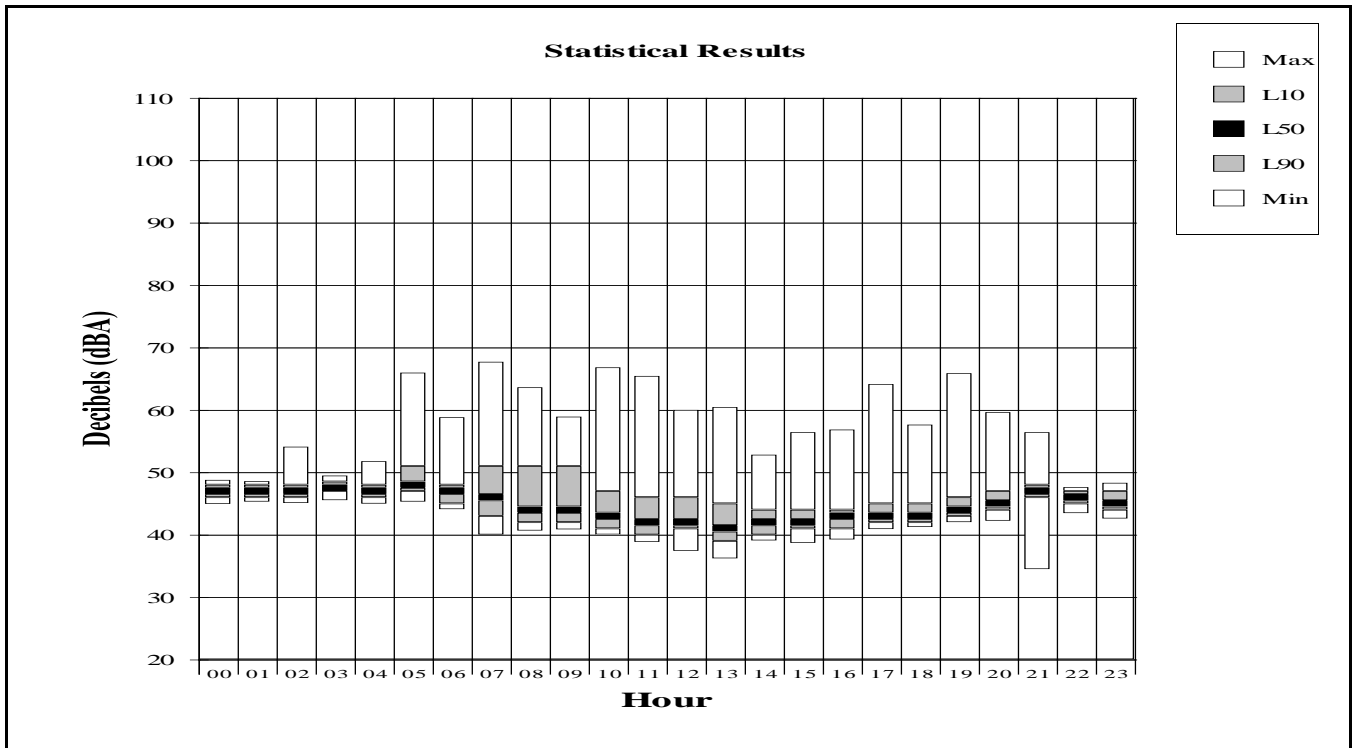
Jackson Hole Airport

Site: Barkers Ranch

**Period: June 30, 2018 to July 13, 2018**



**Period: July 8, 2018**

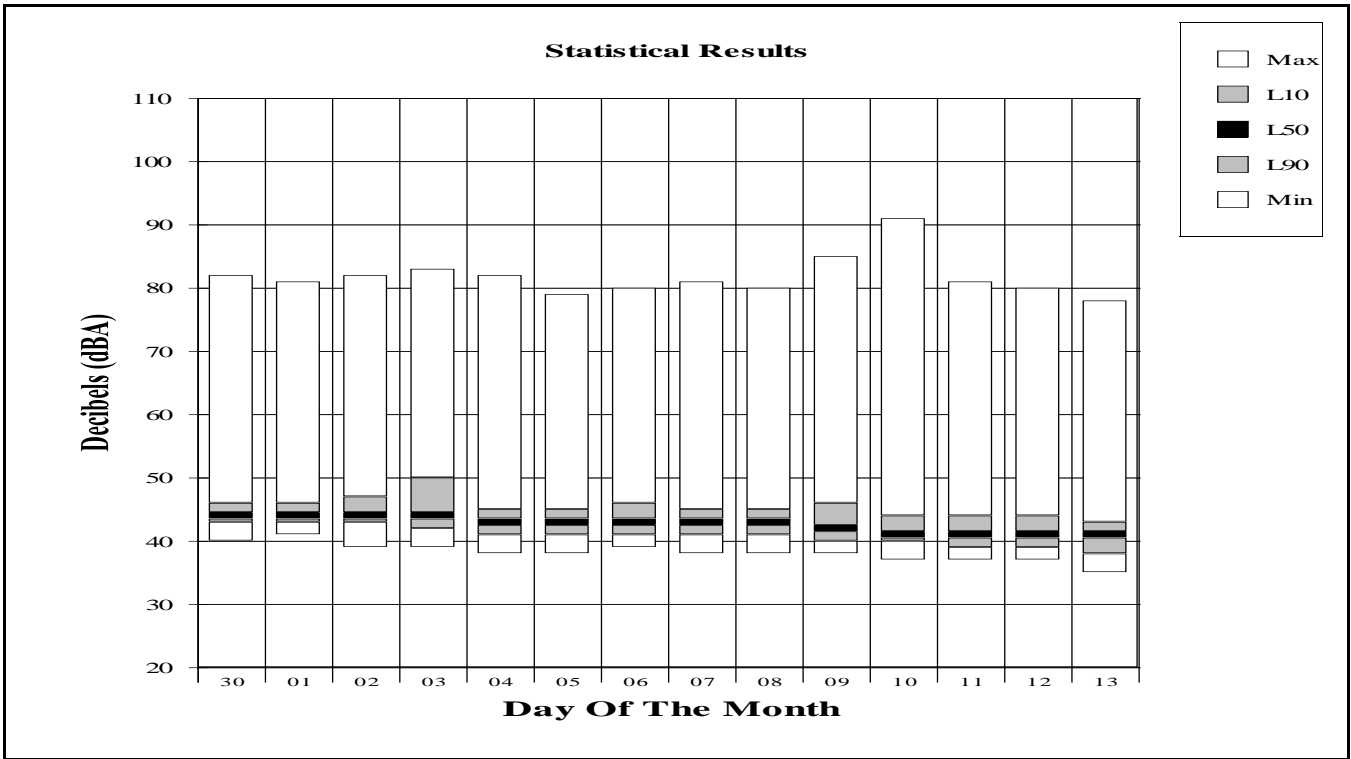


**Ambient Noise Measurement Results**

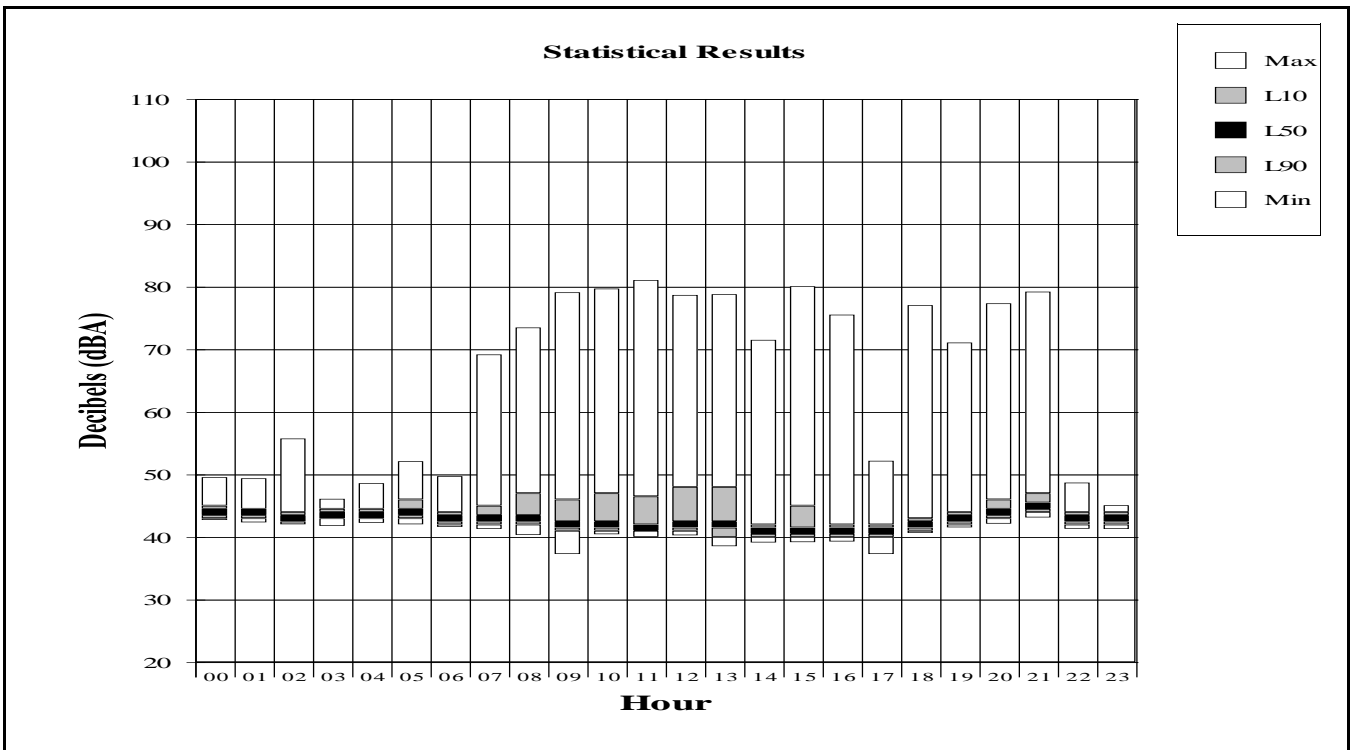
Jackson Hole Airport

Site: Moose

Period: June 30, 2018 to July 13, 2018



Period: July 8, 2018

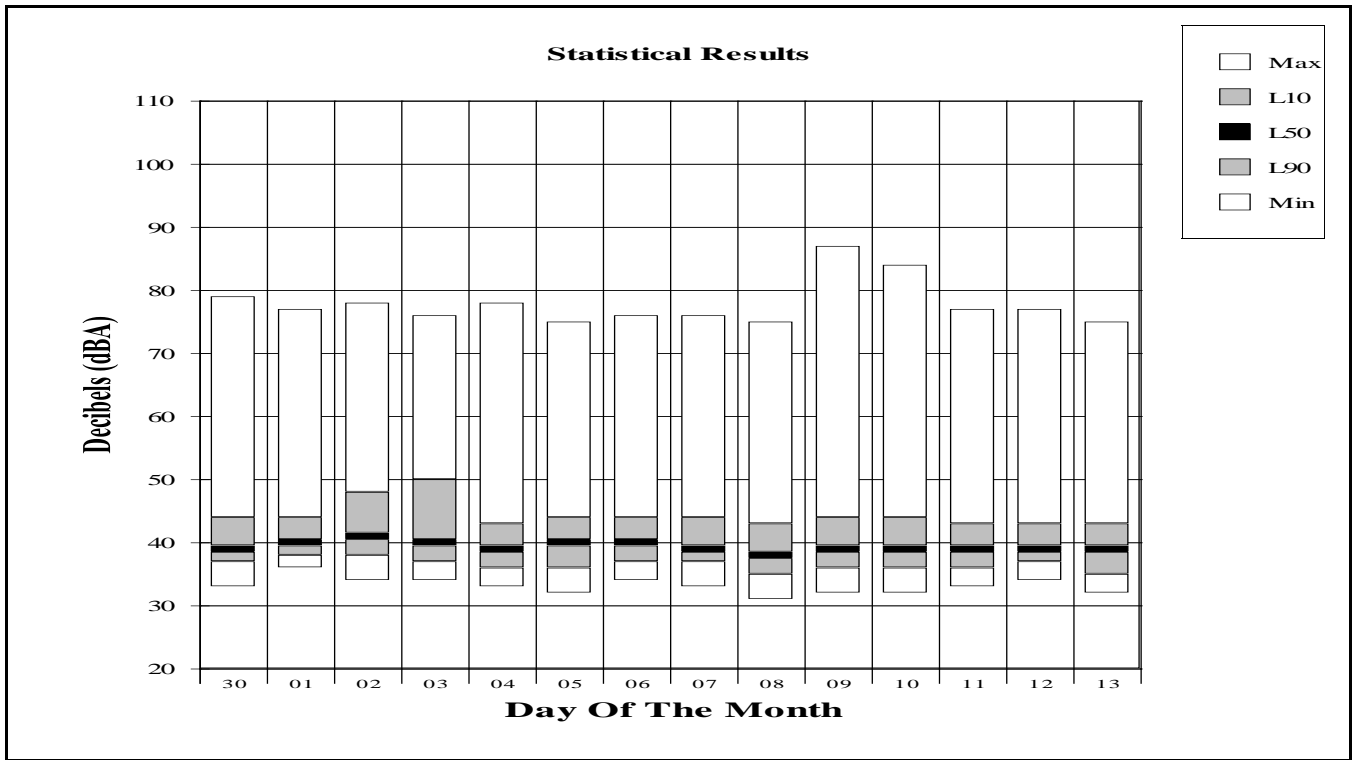


**Ambient Noise Measurement Results**

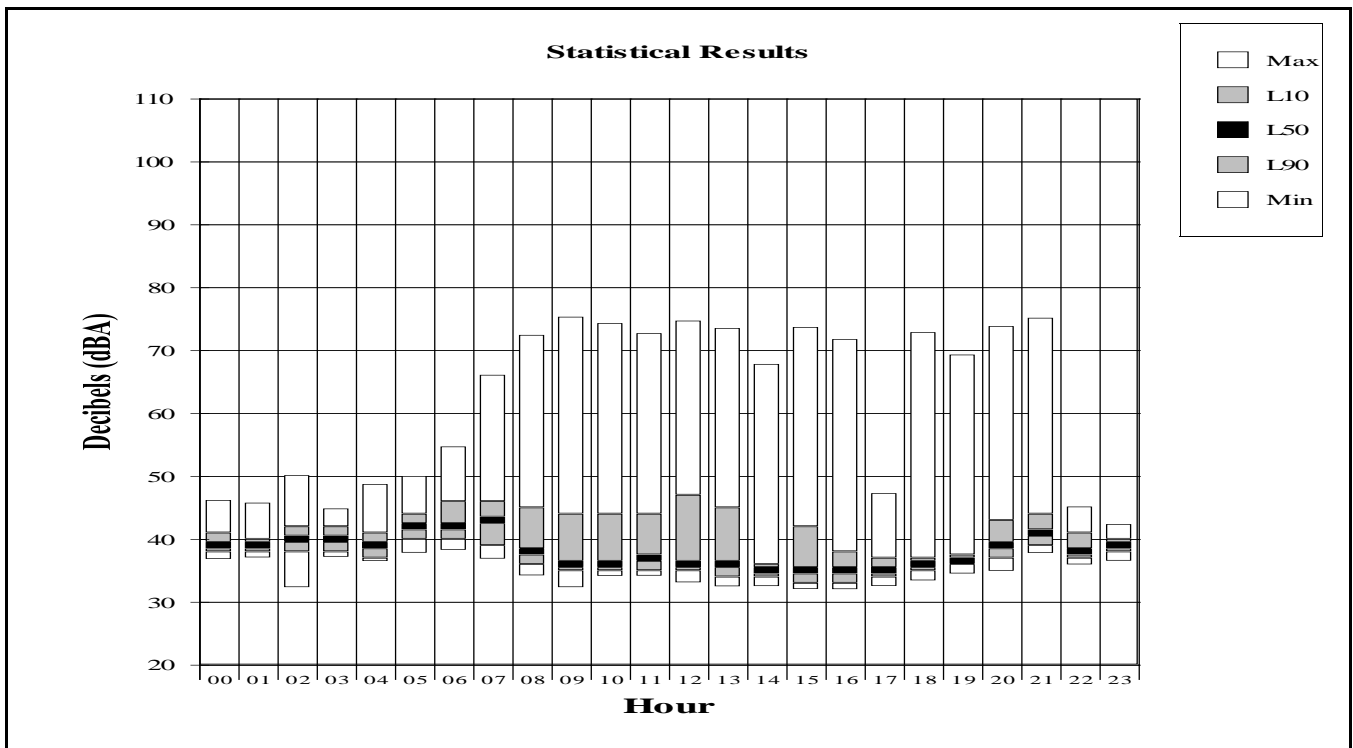
Jackson Hole Airport

Site: 4 Lazy F Ranch

**Period: June 30, 2018 to July 13, 2018**



**Period: July 8, 2018**

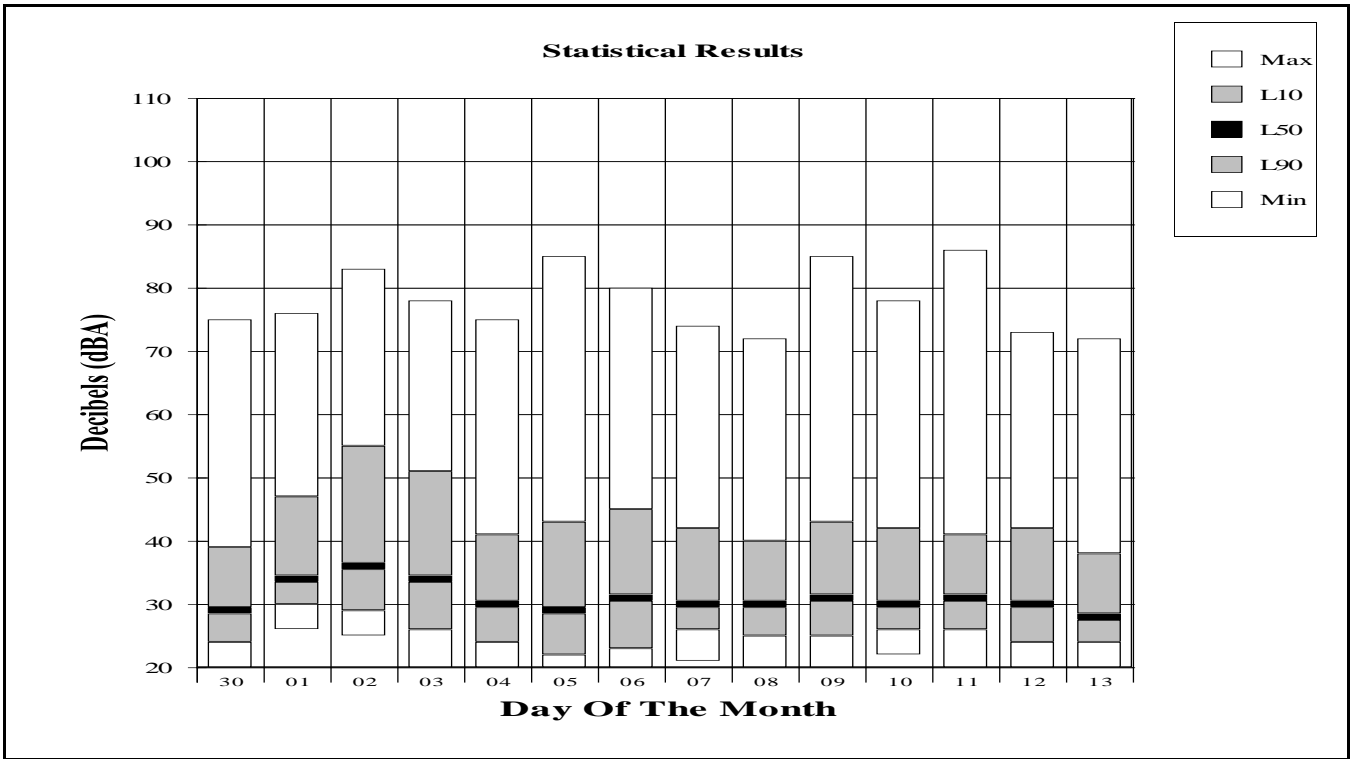


**Ambient Noise Measurement Results**

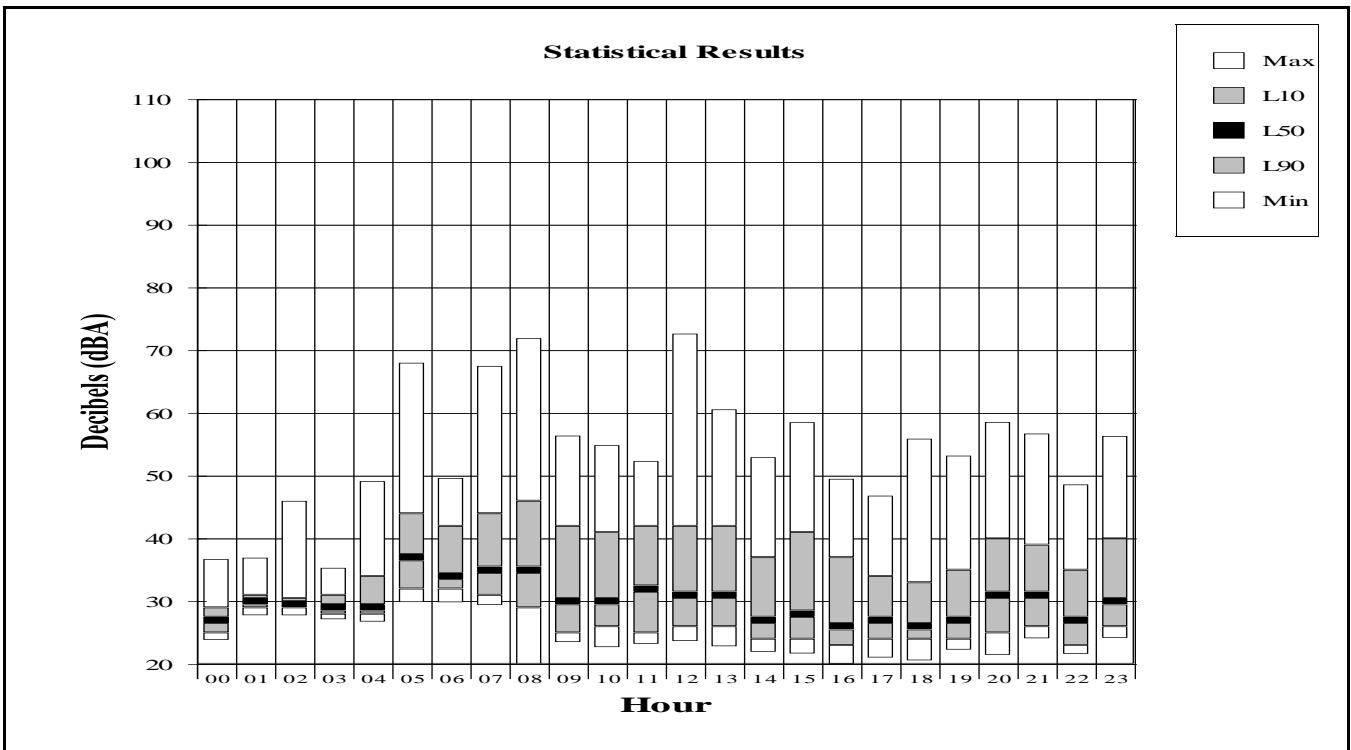
Jackson Hole Airport

Site: Timber Island

Period: June 30, 2018 to July 13, 2018



Period: July 8, 2018





# APPENDIX C

## **One Day of Measured Aircraft Noise Events**



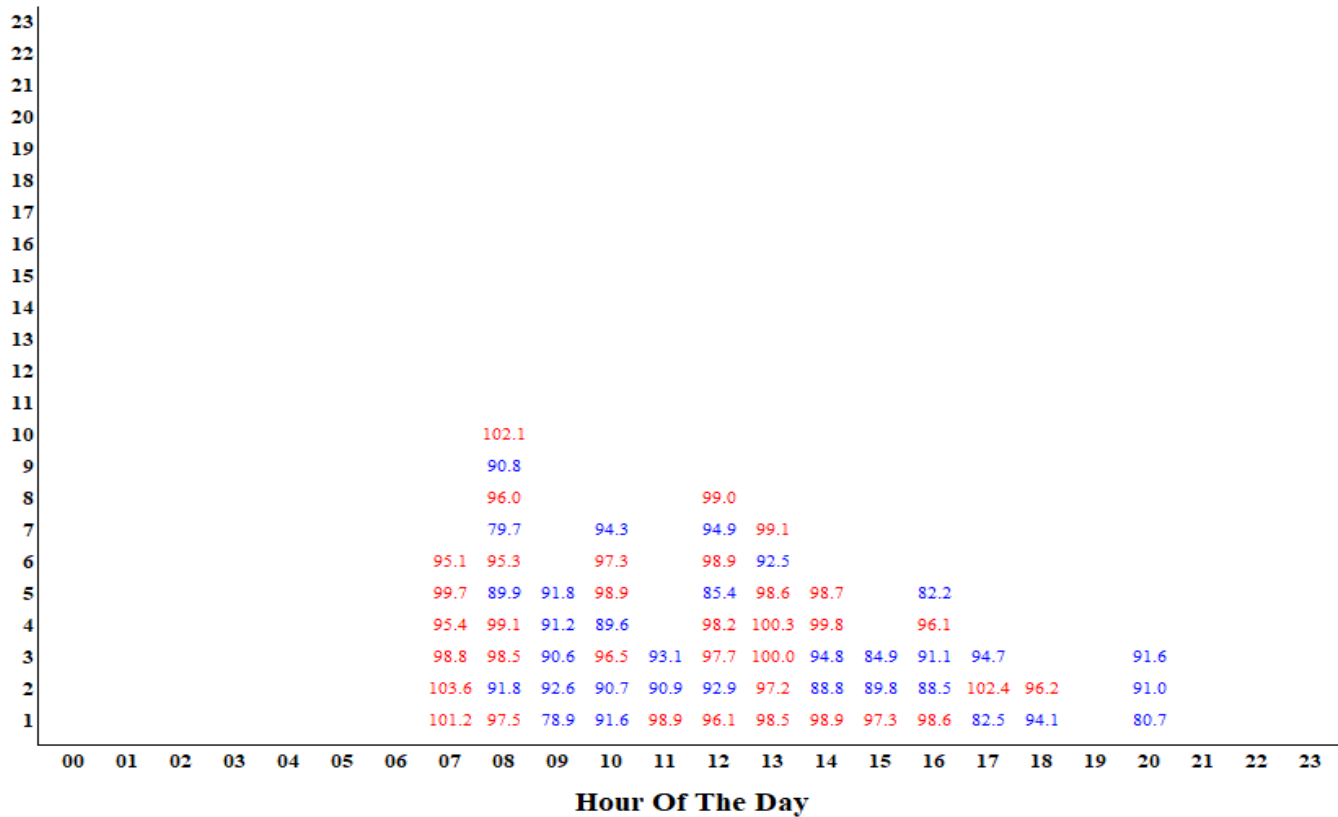
**Sample One Day of Measured Aircraft Noise Events**

Jackson Hole Airport

Period: July 8, 2018

Site: Moulton Loop

This table presents one day of events for one measurement site. The table presents the SEL noise value plotted as a histogram. The vertical axis presents the number of events in each hour. The horizontal axis is the hour of the day. The SEL values are plotted vertically for each event in each hour. The data shows that the noise events generally occur during peak times of the day. This peak period varies from day to day and is not always the same hours. Numbers in Red are higher noise level events when the SEL exceeds 94.5 dBA.



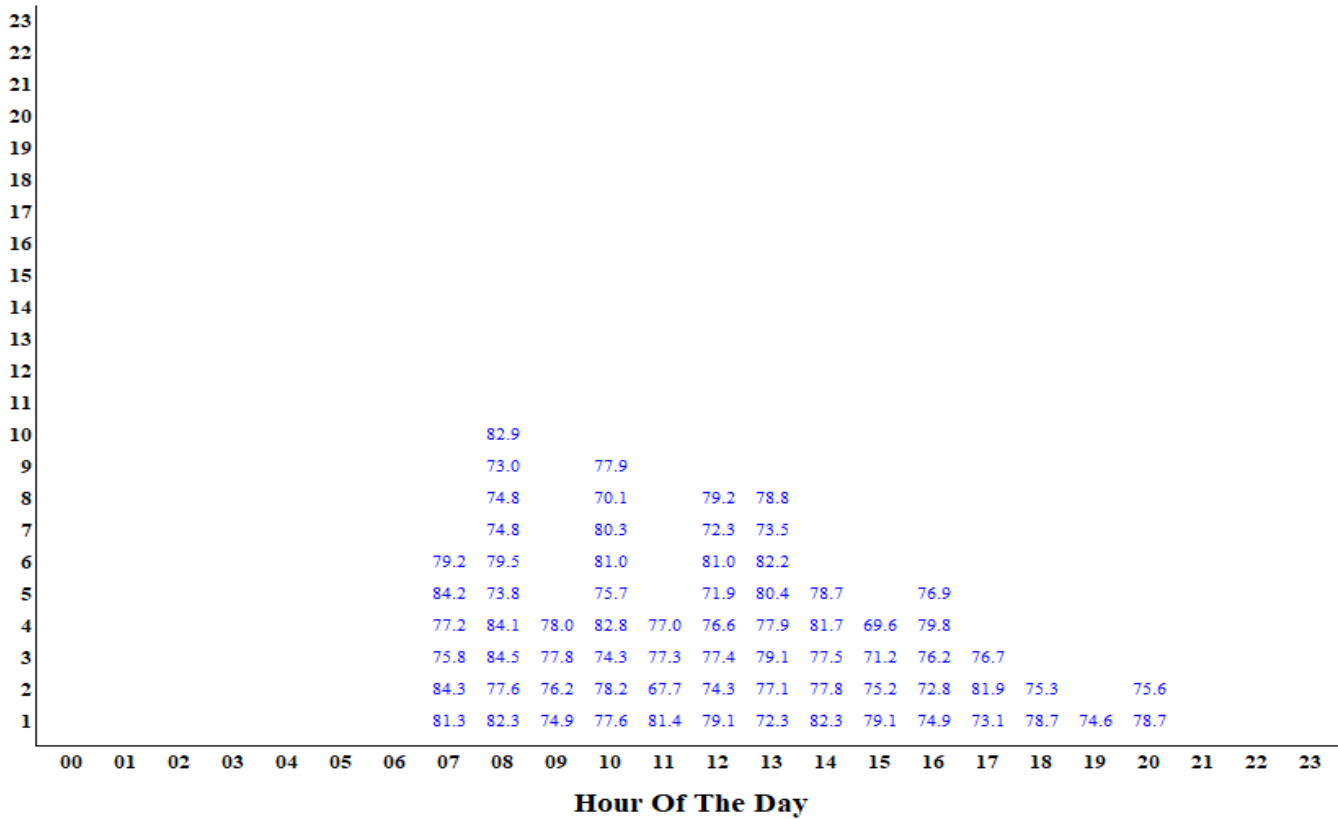
**Sample One Day of Measured Aircraft Noise Events**

Jackson Hole Airport

Period: July 8, 2018

Site: Golf Course

This table presents one day of events for one measurement site. The table presents the SEL noise value plotted as a histogram. The vertical axis presents the number of events in each hour. The horizontal axis is the hour of the day. The SEL values are plotted vertically for each event in each hour. The data shows that the noise events generally occur during peak times of the day. This peak period varies from day to day and is not always the same hours. Numbers in Red are higher noise level events when the SEL exceeds 94.5 dBA.



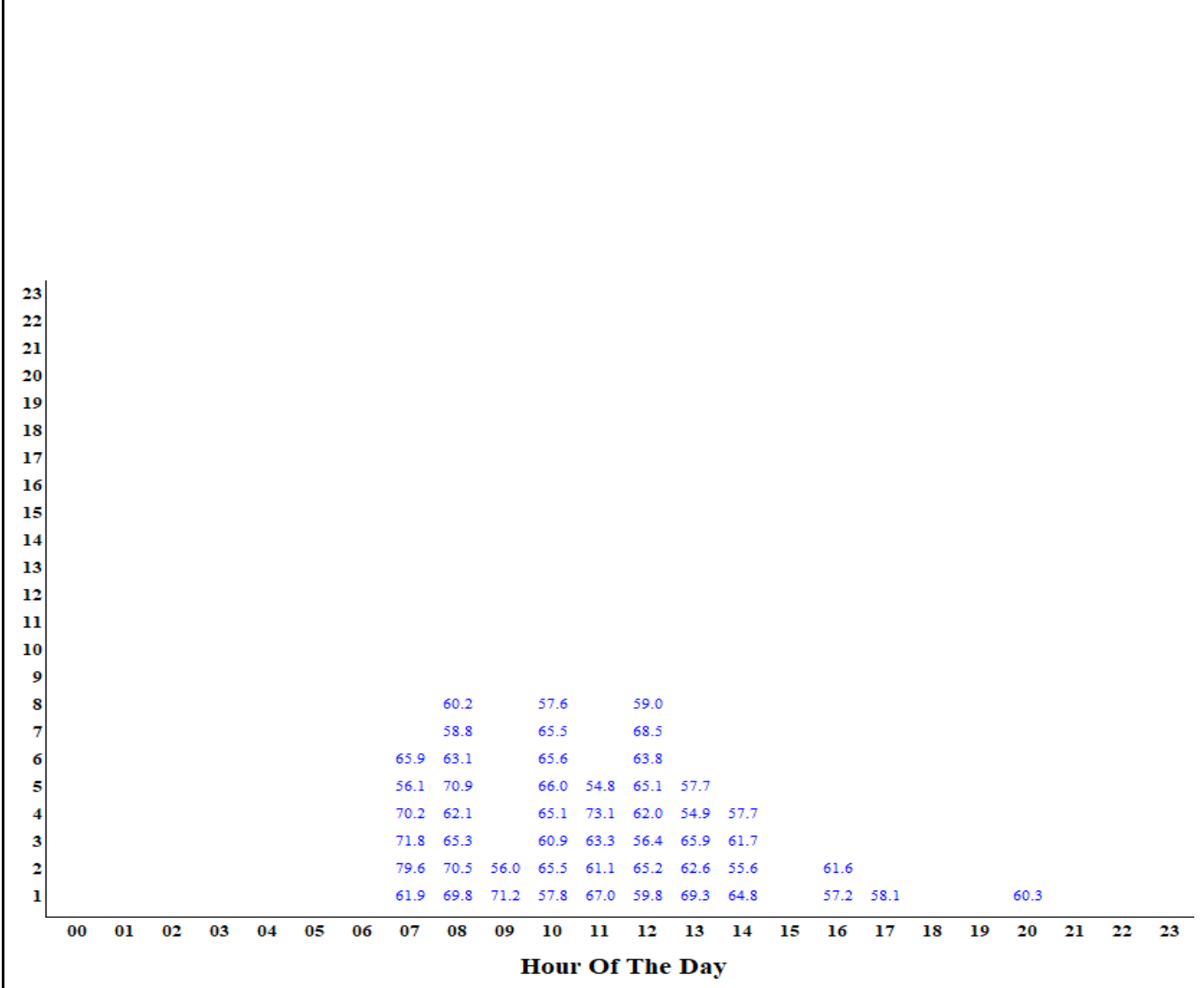
**Sample One Day of Measured Aircraft Noise Events**

Jackson Hole Airport

Period: July 8, 2018

Site: Barkers Ranch

This table presents one day of events for one measurement site. The table presents the SEL noise value plotted as a histogram. The vertical axis presents the number of events in each hour. The horizontal axis is the hour of the day. The SEL values are plotted vertically for each event in each hour. The data shows that the noise events generally occur during peak times of the day. This peak period varies from day to day and is not always the same hours. Numbers in Red are higher noise level events when the SEL exceeds 94.5 dBA.



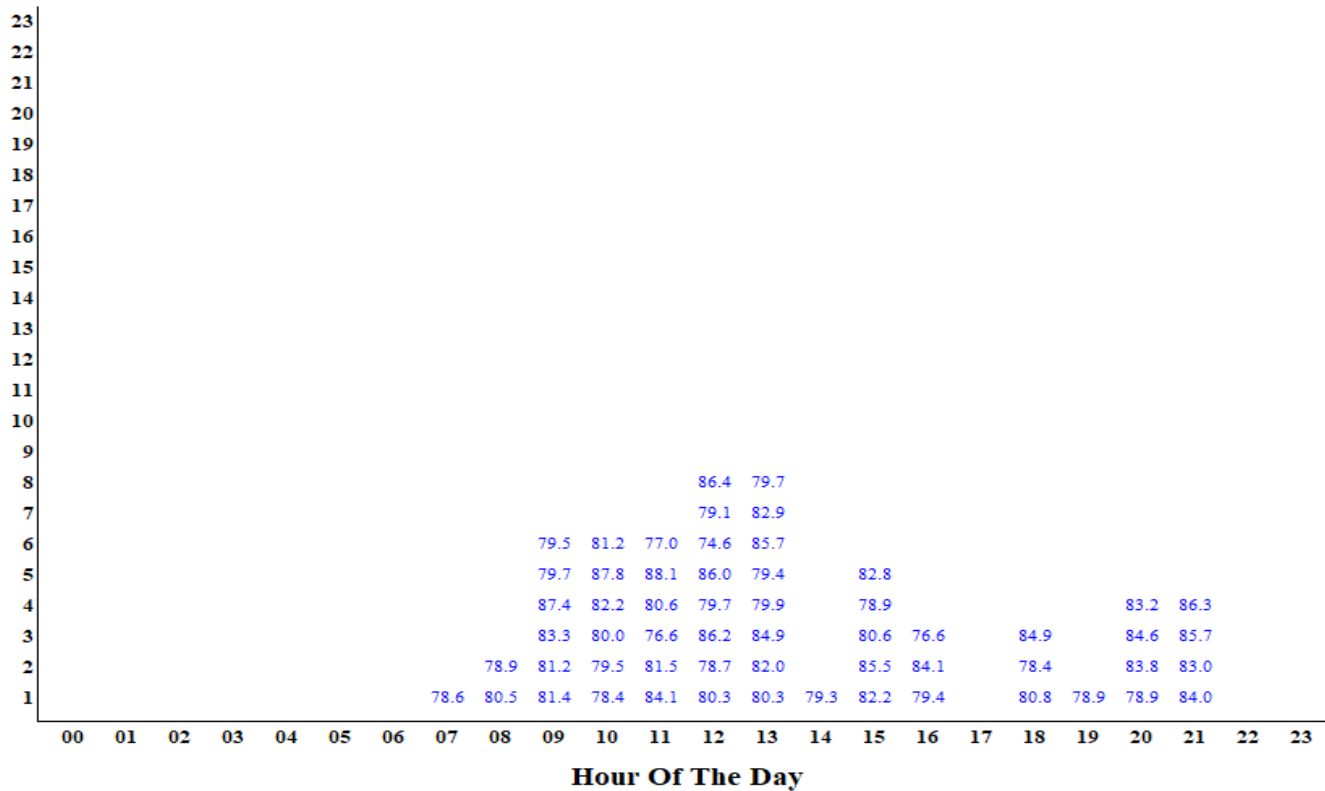
**Sample One Day of Measured Aircraft Noise Events**

Jackson Hole Airport

Period: July 8, 2018

Site: Moose

This table presents one day of events for one measurement site. The table presents the SEL noise value plotted as a histogram. The vertical axis presents the number of events in each hour. The horizontal axis is the hour of the day. The SEL values are plotted vertically for each event in each hour. The data shows that the noise events generally occur during peak times of the day. This peak period varies from day to day and is not always the same hours. Numbers in Red are higher noise level events when the SEL exceeds 94.5 dBA.



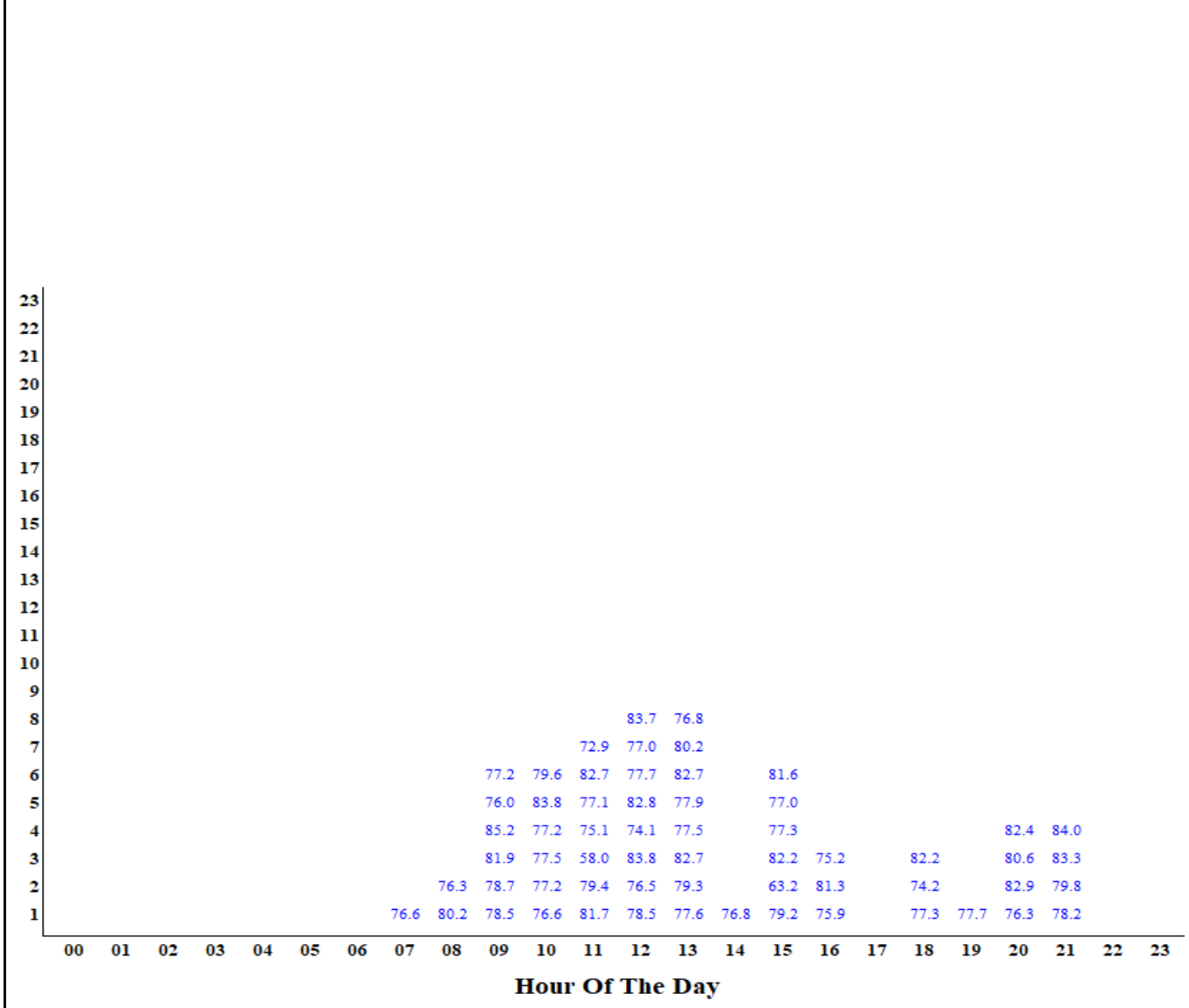
**Sample One Day of Measured Aircraft Noise Events**

Jackson Hole Airport

Period: July 8, 2018

Site: 4 Lazy F Ranch

This table presents one day of events for one measurement site. The table presents the SEL noise value plotted as a histogram. The vertical axis presents the number of events in each hour. The horizontal axis is the hour of the day. The SEL values are plotted vertically for each event in each hour. The data shows that the noise events generally occur during peak times of the day. This peak period varies from day to day and is not always the same hours. Numbers in Red are higher noise level events when the SEL exceeds 94.5 dBA.



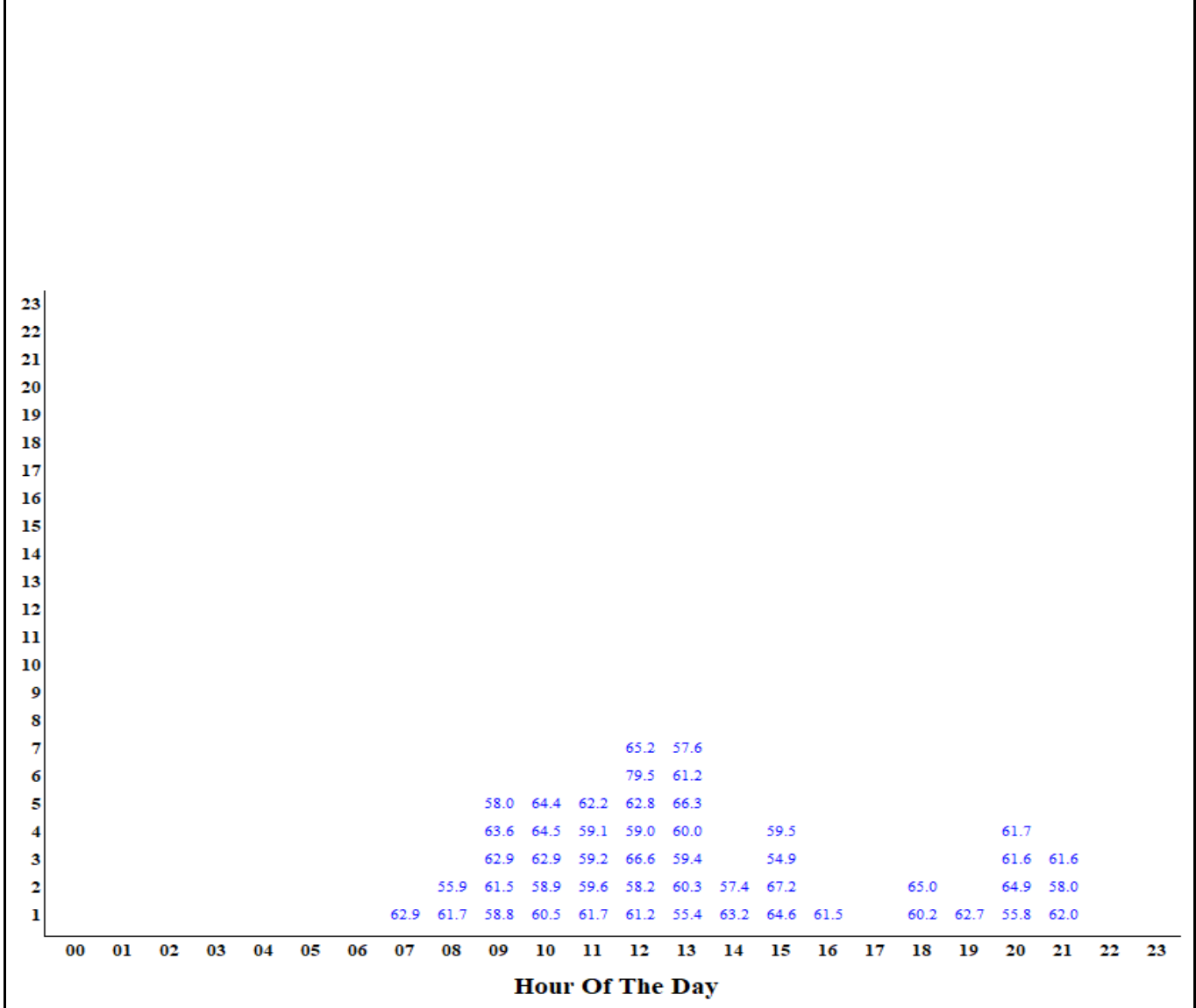
**Sample One Day of Measured Aircraft Noise Events**

Jackson Hole Airport

Period: July 8, 2018

Site: Timber Island

This table presents one day of events for one measurement site. The table presents the SEL noise value plotted as a histogram. The vertical axis presents the number of events in each hour. The horizontal axis is the hour of the day. The SEL values are plotted vertically for each event in each hour. The data shows that the noise events generally occur during peak times of the day. This peak period varies from day to day and is not always the same hours. Numbers in Red are higher noise level events when the SEL exceeds 94.5 dBA.





# APPENDIX D

## Single Departure Noise Level by Aircraft

































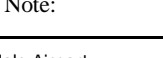



**Single Event Noise Level by Aircraft Report**

Jackson Hole Airport

Period: June 30, 2018 to July 13, 2018

Site: Moulton Loop - Zenith Drive and Spring Gulch Road

Operations: Departure Runway: 19 Tracks: ALL

| Aircraft   | Energy Average SEL | Graph of Energy Average SEL  |
|--|--------------------|--|
|  A319   | 97.9               |    |
|  A320   | 98.3               |    |
|  B737   | 101.2              |    |
|  B752   | 100.0              |    |
|  BE20   | 86.5               |    |
|  BE40   | 98.2               |    |
|  C560  | 97.8               |  |
|  C56X | 88.5               |  |
|  C680 | 90.6               |  |
|  C750 | 89.6               |  |
|  CJ   | 96.1               |  |
|  CL30 | 92.9               |  |
|  CL60 | 88.6               |  |
|  CRJ7 | 94.8               |  |
|  E120 | 84.2               |  |
|  E55P | 92.3               |  |
|  FA50 | 101.0              |  |
|  GLF4 | 98.4               |  |
|  GLF5 | 92.6               |  |
|  H25B | 94.5               |  |
|  PC12 | 84.6               |  |
| Other Aircraft   | 92.7               |  |

Note: Energy Average is average of all events on a noise energy basis.

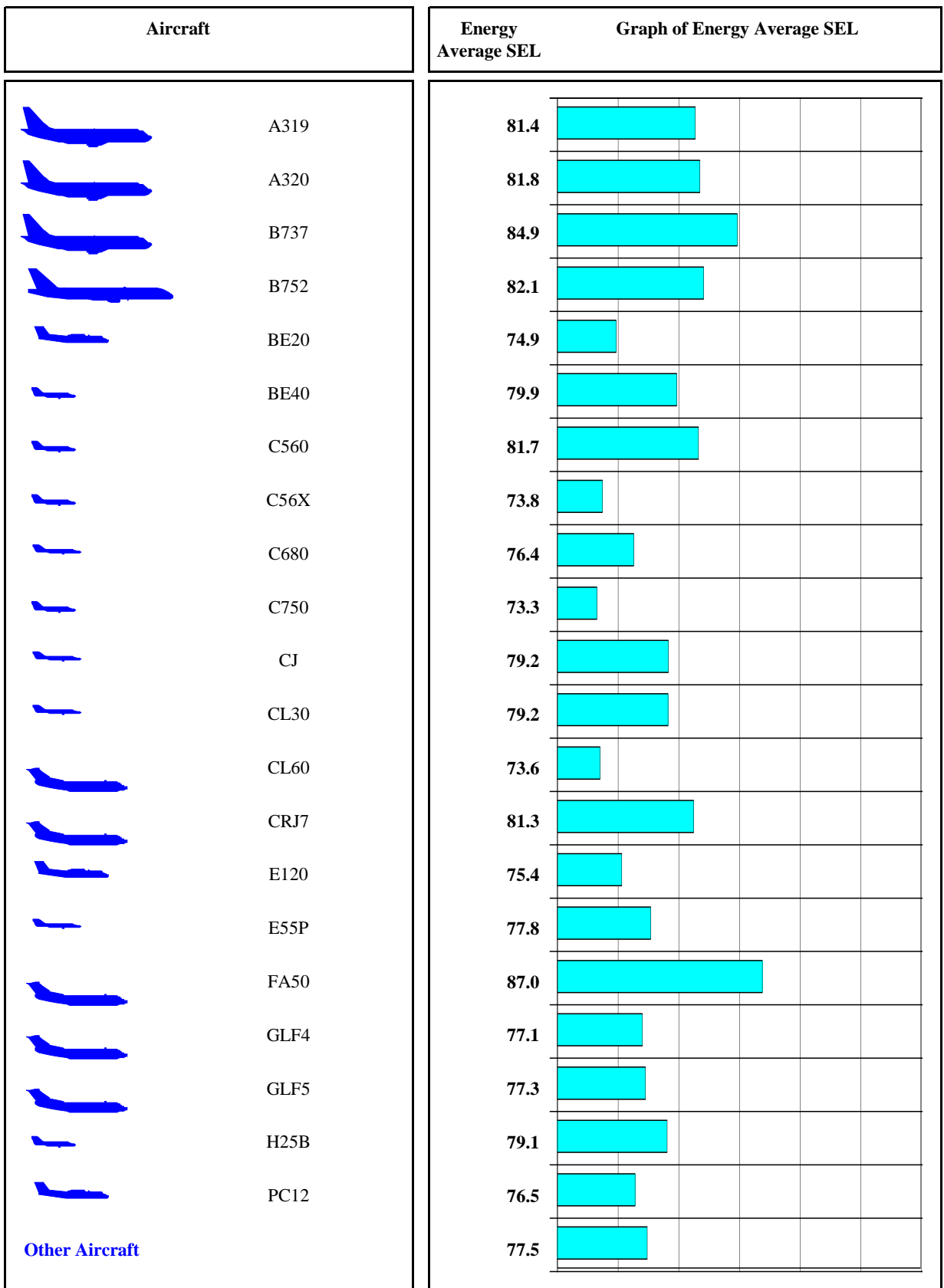
**Single Event Noise Level by Aircraft Report**

Jackson Hole Airport

Period: June 30, 2018 to July 13, 2018

Site: Golf Course - Jackson Hole Golf & Tennis Club

Operations: Departure Runway: 19 Tracks: ALL



Note: Energy Average is average of all events on a noise energy basis.




















**Single Event Noise Level by Aircraft Report**

Jackson Hole Airport

Period: June 30, 2018 to July 13, 2018

Site: Barker Ranch - Circle H Ranch (Barker's Residence)

Operations: Departure Runway: 19 Tracks: ALL

| Aircraft  | Event Count | Energy Average SEL | Graph of Energy Average SEL |
|---|-------------|--------------------|-----------------------------|
|    | A319        | 53                 | 70.1                        |
|    | A320        | 22                 | 71.1                        |
|    | B737        | 1                  | 79.6                        |
|    | B752        | 6                  | 69.0                        |
|    | BE20        | 2                  | 66.4                        |
|    | BE40        | 4                  | 66.4                        |
|    | C560        | 5                  | 67.2                        |
|    | C56X        | 3                  | 69.5                        |
|    | C680        | 2                  | 68.2                        |
|   | C750        | 2                  | 70.9                        |
|  | CJ          | 13                 | 67.1                        |
|  | CL30        | 5                  | 66.1                        |
|  | CRJ7        | 11                 | 66.6                        |
|  | E55P        | 3                  | 68.2                        |
|  | FA50        | 3                  | 65.3                        |
|  | GLF4        | 4                  | 70.8                        |
|  | GLF5        | 1                  | 62.1                        |
|  | H25B        | 2                  | 62.6                        |
|  | PC12        | 1                  | 68.5                        |
| <b>Other Aircraft</b>   |             | 30                 | 70.5                        |

Note: Energy Average is average of all events on a noise energy basis.

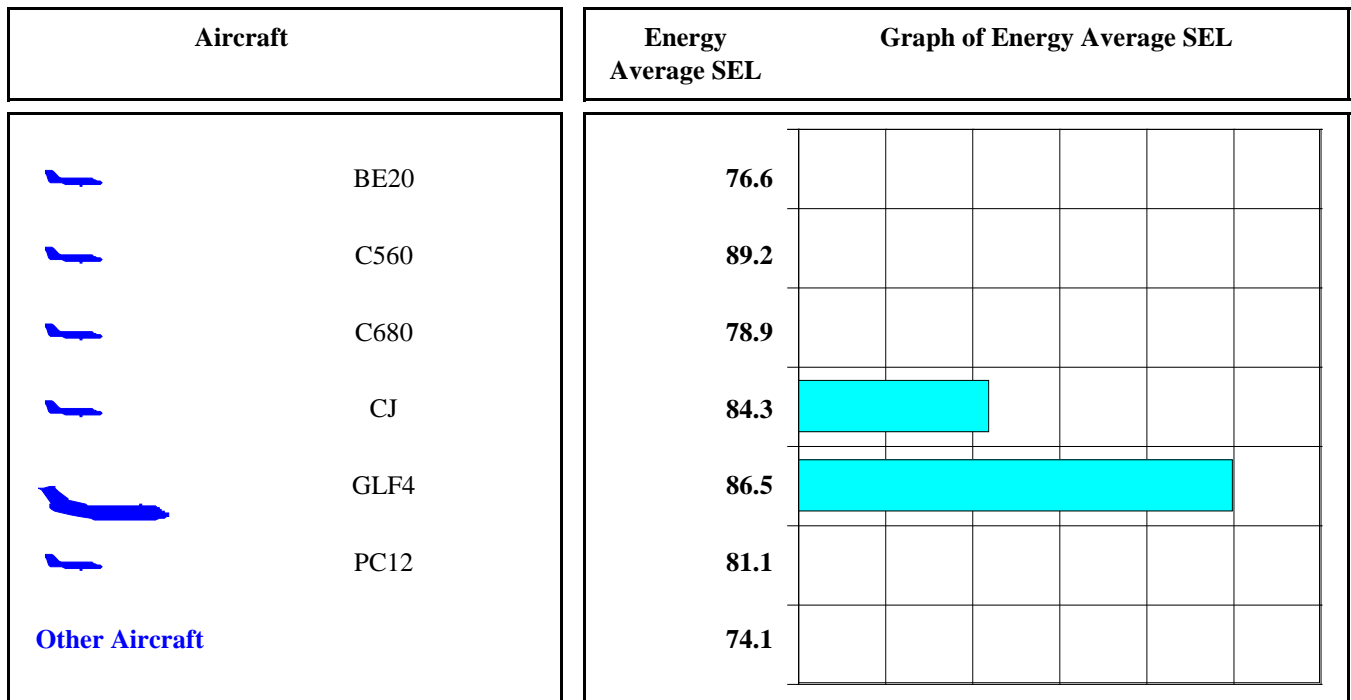
**Single Event Noise Level by Aircraft Report**

Jackson Hole Airport

Period: June 30, 2018 to July 13, 2018

Site: Moose - Moose Entrance

Operations: Departure Runway: 01 Tracks: ALL



Note: Energy Average is average of all events on a noise energy basis.

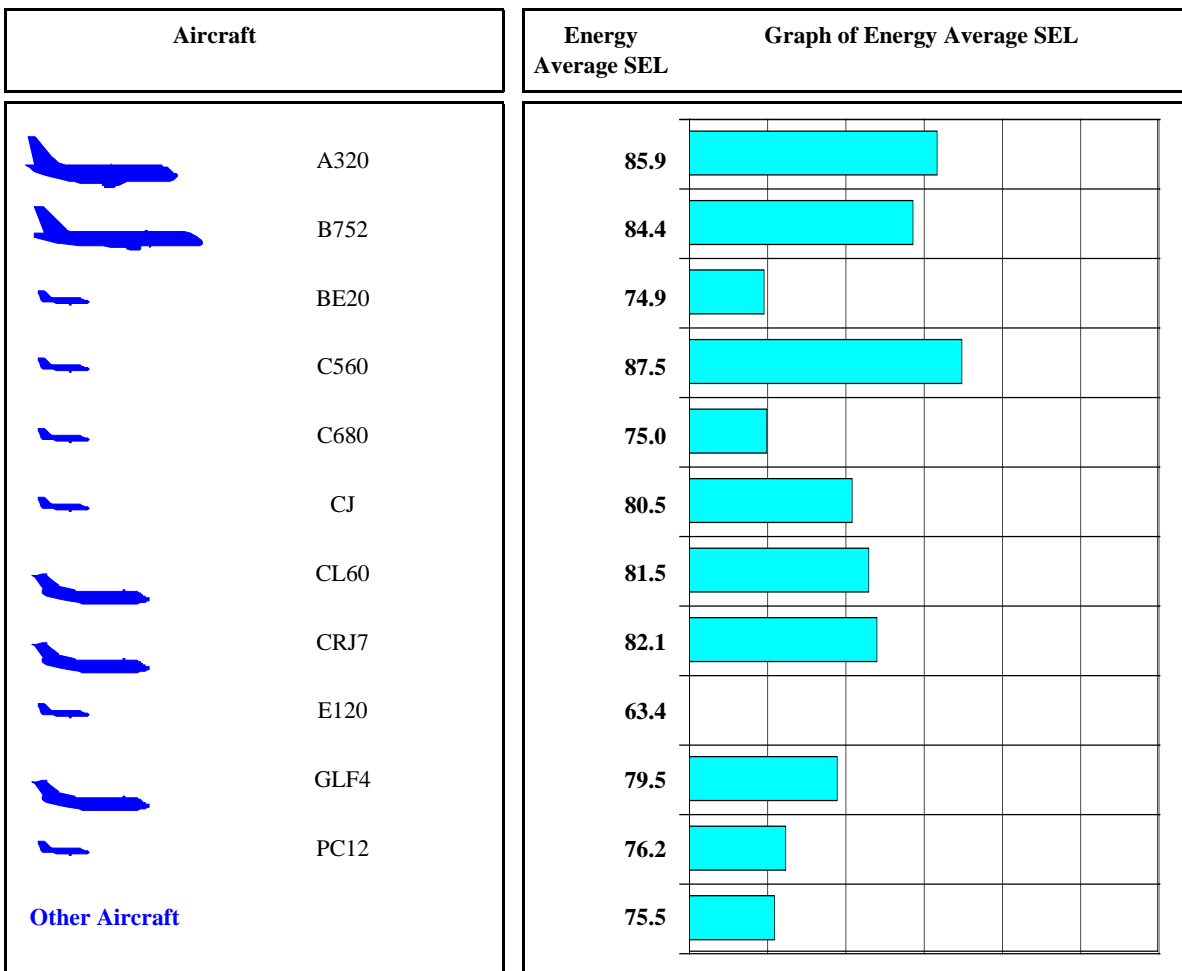
**Single Event Noise Level by Aircraft Report**

Jackson Hole Airport

Period: June 30, 2018 to July 13, 2018

Site: 4 Lazy F Ranch

Operation: Departure Runway: 01 Tracks: ALL



Note: Energy Average is average of all events on a noise energy basis.

**Single Event Noise Level by Aircraft Report**

Jackson Hole Airport

Period: June 30, 2018 to July 13, 2018

Site: Timber Island - East of Timber Island

Operations: Departure Runway: 01 Tracks: ALL

| Aircraft   | Energy Average SEL                    | Graph of Energy Average SEL |
|--|---------------------------------------|-----------------------------|
| <p><b>CJ</b> CJ</p> <p><b>Other Aircraft</b></p> | <p><b>64.9</b></p> <p><b>70.3</b></p> |                             |

Note: Energy Average is average of all events on a noise energy basis.



# APPENDIX E

## Single Arrival Noise Level by Aircraft



---

**Single Event Noise Level by Aircraft Report**

Jackson Hole Airport

Period: June 30, 2018 to July 13, 2018

Site: Moulton Loop - Zenith Drive and Spring Gulch Road

Operations: Arrivals Runway: 01 Tracks: ALL

---

Note: Energy Average is average of all events on a noise energy basis.

---

**Single Event Noise Level by Aircraft Report**

Jackson Hole Airport

Period: June 30, 2018 to July 13, 2018

Site: GOLF - Golf Course - Jackson Hole Golf & Tennis Club

Operations: Arrivals Runway: 01 Tracks: ALL

---

Note: Energy Average is average of all events on a noise energy basis.
























**Single Event Noise Level by Aircraft Report**

Jackson Hole Airport

Period: June 30, 2018 to July 13, 2018

Site: Barker Ranch - Circle H Ranch (Barker's Residence)

Operations: Arrivals Runways: 19 Tracks: ALL

| Aircraft   | Energy Average SEL | Graph of Energy Average SEL   |
|--|--------------------|---|
|  A319   | 68.1               |   |
|  A320   | 69.0               |   |
|  B752   | 66.7               |   |
|  BE20   | 74.8               |    |
|  BE40   | 64.7               |   |
|  C560   | 68.4               |   |
|  C56X   | 68.8               |   |
|  C680   | 64.2               |   |
|  C750  | 68.9               |   |
|  CJ   | 70.1               |   |
|  CL30 | 71.8               |  |
|  CL60 | 69.7               |   |
|  CRJ7 | 72.6               |  |
|  E120 | 68.9               |   |
|  E55P | 68.0               |   |
|  FA50 | 63.8               |   |
|  GLF4 | 67.4               |   |
|  GLF5 | 62.9               |   |
|  H25B | 69.0               |   |
|  PC12 | 69.8               |   |
| Other Aircraft   | 69.5               |   |

Note: Energy Average is average of all events on a noise energy basis.














































**Single Event Noise Level by Aircraft Report**

Jackson Hole Airport

Period: June 30, 2018 to July 13, 2018

























Site: MOOSE - Moose Entrance

Operations: Arrivals Runway: 19 Tracks: ALL

| Aircraft   | Event Count | Energy Average SEL | Graph of Energy Average SEL  |
|--|-------------|--------------------|--|
|  A319   | 338         | 85.4               |    |
|  A320   | 146         | 86.2               |    |
|  B737   | 4           | 88.7               |    |
|  B752   | 30          | 87.0               |    |
|  BE20   | 68          | 78.2               |    |
|  BE40   | 26          | 79.4               |    |
|  C560   | 51          | 79.4               |    |
|  C56X   | 74          | 80.8               |    |
|  C680   | 60          | 79.5               |    |
|  C750  | 30          | 80.6               |   |
|  CJ   | 173         | 80.9               |  |
|  CL30 | 59          | 80.3               |  |
|  CL60 | 44          | 81.4               |  |
|  CRJ7 | 96          | 83.6               |  |
|  E120 | 34          | 81.1               |  |
|  E55P | 59          | 79.3               |  |
|  FA50 | 12          | 84.1               |  |
|  GLF4 | 37          | 84.2               |  |
|  GLF5 | 10          | 82.3               |  |
|  H25B | 42          | 81.9               |  |
|  LJ35 | 1           | 78.7               |  |
|  PC12 | 32          | 80.7               |  |
| <b>Other Aircraft</b>  | 360         | 79.6               |  |

Note: Energy Average is average of all events on a noise energy basis.

**Single Event Noise Level by Aircraft Report**  
 Jackson Hole Airport  
 Period: June 30, 2018 to July 13, 2018  
 Site: 4LAZYF - 4 Lazy F Ranch - 4 Lazy F Ranch  
 Operations: Arrivals Runway: 19 Tracks: ALL

| Aircraft   | Energy Average SEL |
|--|--------------------|
|  A319             | 82.2               |
|  A320             | 83.7               |
|  B737             | 84.7               |
|  B752             | 84.5               |
|  BE20             | 76.2               |
|  BE40             | 76.1               |
|  BE99             | 57.4               |
|  C560             | 76.4               |
|  C56X             | 78.3               |
|  C680             | 77.4               |
|  C750            | 78.3               |
|  CJ             | 78.4               |
|  CL30           | 78.1               |
|  CL60           | 79.3               |
|  CRJ7           | 82.6               |
|  E120           | 78.1               |
|  E55P           | 77.0               |
|  FA50           | 81.0               |
|  GLF4           | 82.2               |
|  GLF5           | 79.4               |
|  H25B           | 79.2               |
|  LJ35           | 73.8               |
|  PC12           | 78.7               |
|  Other Aircraft | 77.5               |

Note: Energy Average is average of all events on a noise energy basis.






















**Single Event Noise Level by Aircraft Report**

Jackson Hole Airport

Period: June 30, 2018 to July 13, 2018

Site: Timber Island - East of Timber Island

Operations: Arrivals Runway: 19 Tracks: ALL

| Aircraft  | Event Count | Energy Average SEL | Graph of Energy Average SEL |
|---|-------------|--------------------|-----------------------------|
|    | A319        | 188                | 68.4                        |
|    | A320        | 91                 | 67.9                        |
|    | B737        | 4                  | 65.2                        |
|    | B752        | 15                 | 66.3                        |
|    | BE20        | 15                 | 66.1                        |
|    | BE40        | 11                 | 68.7                        |
|    | C560        | 17                 | 64.2                        |
|    | C56X        | 36                 | 68.9                        |
|    | C680        | 17                 | 72.0                        |
|   | C750        | 16                 | 66.7                        |
|  | CJ          | 89                 | 70.7                        |
|  | CL30        | 38                 | 71.8                        |
|  | CL60        | 27                 | 63.9                        |
|  | CRJ7        | 67                 | 69.3                        |
|  | E120        | 2                  | 61.3                        |
|  | E55P        | 30                 | 69.4                        |
|  | FA50        | 7                  | 64.8                        |
|  | GLF4        | 23                 | 64.8                        |
|  | GLF5        | 8                  | 64.1                        |
|  | H25B        | 22                 | 72.5                        |
|  | PC12        | 17                 | 66.0                        |
| <b>Other Aircraft</b>   | 189         | 68.8               |                             |

Note: Energy Average is average of all events on a noise energy basis.



# APPENDIX F

## Loudest Aircraft Noise Events



































































### Loudest Aircraft Noise Events Site Report

Jackson Hole Airport

Period: June 30, 2018 to July 13, 2018

Site: Moulton Loop - Zenith Drive and Spring Gulch Road



































































| Aircraft  | Airline   | Event Time    | Aircraft | Ops | Rwy | Lmax  | SEL   | Graph Of SEL  |
|---|---|---------------|----------|-----|-----|-------|-------|---|
|    |  Delta Air Lines   | Jul 07, 07:17 | B752     | D   | 19  | 101.8 | 105.4 |    |
|    | JEV   | Jul 06, 09:55 | FA50     | D   | 19  | 101.2 | 104.6 |    |
|    |  UNITED            | Jul 08, 07:18 | B737     | D   | 19  | 100.7 | 103.6 |    |
|    | U   | Jul 08, 17:33 | FA50     | D   | 19  | 100.8 | 102.4 |    |
|    | U   | Jul 13, 08:16 | U        | D   | 19  | 98.5  | 102.3 |    |
|    |  Delta Air Lines   | Jul 09, 07:08 | A319     | D   | 19  | 98.0  | 102.1 |    |
|    |  Delta Air Lines   | Jul 08, 08:44 | B752     | D   | 19  | 97.1  | 102.1 |    |
|    |  Delta Air Lines   | Jul 01, 08:06 | B752     | D   | 19  | 96.3  | 101.8 |    |
|    | GA  | Jul 06, 14:06 | C560     | D   | 19  | 97.4  | 101.8 |    |
|    | GA  | Jul 09, 11:39 | C650     | D   | 19  | 98.5  | 101.6 |    |
|    |  Delta Air Lines   | Jul 07, 07:23 | A319     | D   | 19  | 97.6  | 101.4 |    |
|    |  Delta Air Lines   | Jun 30, 12:53 | B752     | D   | 19  | 96.3  | 101.3 |   |
|    |  Delta Air Lines   | Jul 08, 07:13 | A319     | D   | 19  | 97.8  | 101.2 |  |
|   |  AA American      | Jul 10, 13:50 | A319     | D   | 19  | 96.4  | 101.2 |  |
|  | U   | Jul 09, 08:22 | U        | D   | 19  | 96.5  | 101.0 |  |
|  |  AA American     | Jul 09, 08:05 | A319     | D   | 19  | 95.9  | 101.0 |  |
|  |  Delta Air Lines | Jul 06, 13:10 | B752     | D   | 19  | 96.0  | 100.9 |  |
|  | GA  | Jul 02, 10:10 | FA50     | D   | 19  | 96.0  | 100.9 |  |
|  |  SkyWest         | Jul 09, 08:34 | E75L     | D   | 19  | 96.3  | 100.9 |  |
|  | GA  | Jul 05, 10:09 | FA50     | D   | 19  | 94.6  | 100.7 |  |
|  | GA  | Jul 09, 08:37 | FA10     | D   | 19  | 98.0  | 100.5 |  |
|  | U   | Jul 07, 09:04 | BE40     | D   | 19  | 94.5  | 100.4 |  |
|  |  UNITED          | Jul 13, 07:09 | A320     | D   | 19  | 95.3  | 100.4 |  |
|  |  UNITED          | Jul 05, 14:47 | A320     | D   | 19  | 94.7  | 100.3 |  |
|  | JEV   | Jun 30, 11:52 | G150     | D   | 19  | 95.6  | 100.3 |  |

**Loudest Aircraft Noise Events Site Report**

Jackson Hole Airport

Period: June 30, 2018 to July 13, 2018

Site: Golf Course - Jackson Hole Golf & Tennis Club


































































| Aircraft  | Airline  | Event Time    | Aircraft | Ops | Rwy | Lmax | SEL  | Graph Of SEL  |
|---|--|---------------|----------|-----|-----|------|------|---|
|    | GA   | Jul 02, 10:10 | FA50     | D   | 19  | 81.6 | 90.2 |    |
|    |  American   | Jun 30, 13:59 | A319     | D   | 19  | 78.2 | 89.2 |    |
|    |  UNITED     | Jul 07, 15:53 | A320     | D   | 19  | 78.5 | 88.5 |    |
|    | JEV  | Jun 30, 11:53 | G150     | D   | 19  | 78.5 | 87.5 |    |
|    | GA   | Jul 03, 11:43 | C650     | D   | 19  | 76.3 | 86.9 |    |
|    |  UNITED     | Jul 01, 07:14 | B737     | D   | 19  | 75.0 | 86.3 |    |
|    | GA   | Jul 01, 10:55 | BE40     | D   | 19  | 76.4 | 86.3 |    |
|    | JEV  | Jul 06, 09:56 | FA50     | D   | 19  | 75.5 | 85.7 |    |
|    |  UNITED     | Jul 01, 13:33 | A320     | D   | 19  | 74.2 | 85.6 |    |
|    | U  | Jun 30, 11:58 | C560     | D   | 19  | 76.4 | 85.2 |    |
|    | GA   | Jul 03, 07:47 | BE58     | D   | 19  | 75.1 | 85.2 |    |
|    | U  | Jul 07, 13:28 | U        | A   | 19  | 74.5 | 85.1 |    |
|    |  SkyWest    | Jul 04, 08:41 | E75L     | D   | 19  | 71.2 | 85.0 |    |
|   |  SkyWest   | Jun 30, 10:38 | E75L     | D   | 19  | 72.5 | 85.0 |   |
|  |  UNITED   | Jul 13, 07:10 | A320     | D   | 19  | 73.0 | 84.8 |  |
|  |  SkyWest  | Jul 07, 08:20 | E75L     | D   | 19  | 71.7 | 84.7 |  |
|  |  SkyWest  | Jul 09, 08:35 | E75L     | D   | 19  | 71.6 | 84.6 |  |
|  |  UNITED   | Jul 04, 07:22 | A320     | D   | 19  | 71.6 | 84.6 |  |
|  |  SkyWest  | Jul 08, 08:10 | E75L     | D   | 19  | 70.6 | 84.5 |  |
|  |  UNITED   | Jul 04, 07:34 | A319     | D   | 19  | 73.2 | 84.5 |  |
|  |  SkyWest  | Jul 01, 09:32 | E75L     | D   | 19  | 71.8 | 84.5 |  |
|  |  UNITED   | Jul 08, 07:19 | B737     | D   | 19  | 72.4 | 84.3 |  |
|  |  UNITED   | Jul 02, 13:16 | A320     | D   | 19  | 72.3 | 84.3 |  |
|  |  American | Jul 08, 07:54 | A319     | D   | 19  | 73.8 | 84.2 |  |
|  | U  | Jul 09, 08:23 | U        | D   | 19  | 71.6 | 84.2 |  |

### Loudest Aircraft Noise Events Site Report

Jackson Hole Airport

Period: June 30, 2018 to July 13, 2018

Site: Barker Ranch - Circle H Ranch (Barker's Residence)









































































| Aircraft  | Airline   | Event Time    | Aircraft | Ops | Rwy | Lmax | SEL  | Graph Of SEL  |
|---|---|---------------|----------|-----|-----|------|------|---|
|    |  UNITED            | Jul 04, 07:23 | A320     | D   | 19  | 68.2 | 80.5 |    |
|    |  UNITED            | Jul 08, 07:20 | B737     | D   | 19  | 67.7 | 79.6 |    |
|    |  UNITED            | Jul 05, 07:06 | A320     | D   | 19  | 69.3 | 78.2 |    |
|    |  Delta Air Lines   | Jul 13, 07:05 | A319     | D   | 19  | 66.3 | 77.9 |    |
|    | U   | Jul 02, 12:20 | U        | A   | 19  | 67.6 | 76.9 |    |
|    |  AA American       | Jul 02, 07:48 | A319     | D   | 19  | 68.1 | 76.7 |    |
|    | GA  | Jul 01, 15:59 | C25C     | A   | 19  | 66.7 | 76.5 |    |
|    | LXJ   | Jul 12, 12:08 | GLF4     | D   | 19  | 65.6 | 75.5 |    |
|    |  UNITED            | Jul 04, 07:34 | A319     | D   | 19  | 63.7 | 75.4 |    |
|    |  Delta Air Lines   | Jul 01, 08:08 | B752     | D   | 19  | 64.5 | 75.3 |    |
|    |  Delta Air Lines   | Jul 04, 07:32 | A319     | D   | 19  | 63.9 | 75.3 |   |
|   | GA  | Jul 09, 08:16 | CL60     | A   | 19  | 64.9 | 75.0 |  |
|  |  Delta Air Lines | Jun 30, 07:14 | A319     | D   | 01  | 65.6 | 74.8 |  |
|  |  AA American     | Jul 04, 07:48 | A319     | D   | 19  | 63.0 | 74.7 |  |
|  | SKW   | Jul 09, 08:35 | E75L     | D   | 19  | 64.1 | 74.7 |  |
|  | GA  | Jul 03, 14:28 | C25B     | A   | U   | 62.0 | 74.5 |  |
|  |  SkyWest         | Jul 05, 11:03 | CRJ7     | A   | 19  | 61.9 | 74.5 |  |
|  |  UNITED          | Jul 09, 07:27 | A320     | D   | 19  | 64.8 | 74.4 |  |
|  | EJA   | Jul 07, 07:14 | C56X     | A   | 19  | 60.6 | 74.3 |  |
|  |  Delta Air Lines | Jul 11, 07:09 | A319     | D   | 19  | 61.9 | 74.1 |  |
|  |  Delta Air Lines | Jul 11, 07:28 | A319     | D   | 19  | 64.9 | 73.7 |  |
|  | U   | Jul 03, 16:02 | C525     | D   | 19  | 58.7 | 73.5 |  |
|  | U   | Jun 30, 08:16 | U        | A   | 19  | 60.8 | 73.3 |  |
|  | U   | Jul 08, 11:22 | U        | A   | 19  | 65.5 | 73.1 |  |
|  |  SkyWest         | Jul 03, 13:02 | E75L     | D   | 19  | 57.4 | 73.1 |  |

**Loudest Aircraft Noise Events Site Report**

Jackson Hole Airport

Period: June 30, 2018 to July 13, 2018

Site: Moose - Moose Entrance






































































| Aircraft  | Airline   | Event Time    | Aircraft | Ops | Rwy | Lmax | SEL  | Graph Of SEL  |
|---|---|---------------|----------|-----|-----|------|------|---|
|    | GA  | Jul 04, 06:47 | F900     | D   | 01  | 82.9 | 91.4 |    |
|    |  UNITED            | Jul 03, 11:59 | B737     | A   | 19  | 83.4 | 91.0 |    |
|    |  UNITED            | Jul 10, 07:16 | A320     | D   | 01  | 82.1 | 90.5 |    |
|    |  SkyWest           | Jun 30, 08:08 | E75L     | D   | 01  | 80.6 | 90.1 |    |
|    |  UNITED            | Jul 11, 07:02 | A320     | D   | 01  | 81.8 | 90.0 |    |
|    |  SkyWest           | Jul 10, 08:01 | E75L     | D   | 01  | 80.8 | 89.6 |    |
|    | U   | Jul 10, 08:55 | C560     | D   | 01  | 81.1 | 89.2 |    |
|    |  Delta Air Lines   | Jun 30, 11:21 | B752     | A   | 19  | 80.9 | 89.0 |    |
|    |  Delta Air Lines   | Jul 10, 18:17 | B752     | A   | 19  | 80.8 | 88.9 |    |
|    |  SkyWest           | Jul 10, 10:15 | E75L     | D   | 01  | 79.4 | 88.8 |    |
|    |  Delta Air Lines   | Jun 30, 11:49 | A319     | A   | 19  | 81.6 | 88.8 |    |
|    |  SkyWest           | Jul 02, 16:49 | E75L     | A   | 19  | 82.2 | 88.7 |    |
|    |  UNITED            | Jul 03, 12:23 | A320     | A   | 19  | 80.8 | 88.7 |    |
|    |  UNITED            | Jul 07, 14:38 | A320     | A   | 19  | 81.3 | 88.6 |    |
|   |  Delta Air Lines  | Jul 01, 11:31 | B752     | A   | 19  | 81.1 | 88.5 |   |
|  |  Frontier        | Jul 10, 13:51 | A319     | A   | 19  | 82.0 | 88.3 |  |
|  |  Delta Air Lines | Jul 02, 18:18 | B752     | A   | 19  | 80.5 | 88.2 |  |
|  |  UNITED          | Jul 08, 11:53 | A320     | A   | 19  | 80.6 | 88.1 |  |
|  |  Delta Air Lines | Jul 08, 10:54 | B752     | A   | 19  | 79.7 | 87.8 |  |
|  |  SkyWest         | Jul 10, 08:30 | CRJ7     | D   | 01  | 77.8 | 87.7 |  |
|  |  UNITED          | Jun 30, 17:06 | A320     | D   | 01  | 79.8 | 87.7 |  |
|  | U   | Jun 30, 16:53 | C560     | D   | 01  | 78.5 | 87.7 |  |
|  |  Delta Air Lines | Jul 01, 14:31 | A319     | A   | 19  | 80.8 | 87.6 |  |
|  |  Delta Air Lines | Jul 12, 07:30 | A319     | D   | 01  | 77.8 | 87.5 |  |
|  |  Delta Air Lines | Jul 01, 12:05 | A319     | A   | 19  | 78.7 | 87.4 |  |

**Loudest Aircraft Noise Events Site Report**

Jackson Hole Airport

Period: June 30, 2018 to July 13, 2018

Site: 4 Lazy F Ranch - 4 Lazy F Ranch

| Aircraft  | Airline   | Event Time    | Aircraft | Ops | Rwy | Lmax | SEL  | Graph Of SEL  |
|---|---|---------------|----------|-----|-----|------|------|---|
|    | U   | Jun 30, 08:26 | C560     | D   | 01  | 79.5 | 89.3 |    |
|    | GA  | Jul 04, 06:48 | F900     | D   | 01  | 78.3 | 88.4 |    |
|    |  UNITED            | Jul 10, 07:17 | A320     | D   | 01  | 78.6 | 88.3 |    |
|    |  SkyWest           | Jun 30, 08:08 | E75L     | D   | 01  | 76.3 | 87.3 |    |
|    |  SkyWest           | Jul 10, 08:01 | E75L     | D   | 01  | 76.6 | 87.1 |    |
|    |  SkyWest           | Jul 10, 10:15 | E75L     | D   | 01  | 77.0 | 87.0 |    |
|    | GA  | Jul 10, 08:24 | BE20     | D   | 01  | 81.9 | 86.7 |    |
|    | U   | Jul 10, 08:55 | C560     | D   | 01  | 78.1 | 86.7 |    |
|    |  Frontier          | Jul 01, 13:47 | A319     | A   | 19  | 77.5 | 86.3 |    |
|    |  Delta Air Lines   | Jun 30, 11:21 | B752     | A   | 19  | 76.6 | 86.0 |    |
|    |  Delta Air Lines   | Jul 12, 12:26 | A319     | A   | 19  | 76.8 | 86.0 |    |
|    |  SkyWest           | Jun 30, 08:14 | E75L     | D   | 01  | 74.1 | 85.8 |    |
|    |  Delta Air Lines   | Jul 01, 12:04 | A319     | A   | 19  | 76.2 | 85.8 |    |
|    |  Delta Air Lines  | Jul 02, 18:17 | B752     | A   | 19  | 76.0 | 85.8 |   |
|  |  UNITED          | Jun 30, 15:50 | A319     | D   | 01  | 76.1 | 85.7 |  |
|  |  UNITED          | Jul 03, 11:59 | B737     | A   | 19  | 76.4 | 85.6 |  |
|  |  Delta Air Lines | Jul 06, 11:18 | B752     | A   | 19  | 76.3 | 85.5 |  |
|  |  UNITED          | Jul 12, 07:25 | A319     | D   | 01  | 74.9 | 85.5 |  |
|  | GA  | Jul 13, 10:45 | GLF4     | A   | 19  | 75.8 | 85.4 |  |
|  |  Delta Air Lines | Jul 10, 08:09 | B752     | D   | 01  | 73.7 | 85.4 |  |
|  |  Delta Air Lines | Jul 12, 07:31 | A319     | D   | 01  | 73.9 | 85.4 |  |
|  |  SkyWest         | Jul 08, 09:19 | CRJ7     | D   | 01  | 75.3 | 85.2 |  |
|  |  SkyWest         | Jul 07, 12:49 | E75L     | A   | 19  | 76.7 | 85.2 |  |
|  |  SkyWest         | Jul 10, 08:30 | CRJ7     | D   | 01  | 74.8 | 85.1 |  |
|  | GA  | Jul 01, 12:59 | GLF4     | A   | 19  | 77.6 | 85.1 |  |

**Loudest Aircraft Noise Events Site Report**

Jackson Hole Airport

Period: June 30, 2018 to July 13, 2018

Site: Timber Island - East of Timber Island

| Aircraft | Airline            | Event Time    | Aircraft | Ops | Rwy | Lmax | SEL  | Graph Of SEL |
|----------|--------------------|---------------|----------|-----|-----|------|------|--------------|
|          | GA                 | Jul 05, 07:57 | BE10     | A   | 19  | 75.1 | 82.4 |              |
|          | <b>SkyWest</b>     | Jul 07, 12:19 | CRJ7     | A   | 19  | 73.5 | 82.4 |              |
|          | EJM                | Jul 02, 11:41 | C680     | A   | 19  | 70.9 | 82.3 |              |
|          | GA                 | Jul 07, 18:56 | TBM9     | A   | 19  | 70.5 | 81.5 |              |
|          | GA                 | Jul 02, 13:52 | C25B     | A   | 19  | 73.2 | 81.1 |              |
|          | <b>SkyWest</b>     | Jul 07, 12:48 | E75L     | A   | 19  | 71.9 | 80.3 |              |
|          | <b>SkyWest</b>     | Jul 02, 12:15 | E75L     | A   | 19  | 72.2 | 80.0 |              |
|          | U                  | Jul 08, 12:48 | U        | D   | U   | 72.7 | 79.5 |              |
|          | U                  | Jun 30, 16:54 | C560     | D   | 01  | 71.8 | 79.4 |              |
|          | GA                 | Jul 05, 09:27 | C206     | D   | 01  | 70.7 | 79.1 |              |
|          | <b>SkyWest</b>     | Jul 07, 11:05 | CRJ7     | A   | 19  | 66.9 | 79.0 |              |
|          | U                  | Jul 02, 14:01 | U        | A   | U   | 70.5 | 78.8 |              |
|          | GA                 | Jul 03, 13:20 | LJ45     | A   | 19  | 69.9 | 78.8 |              |
|          | U                  | Jul 02, 16:43 | C56X     | A   | 19  | 66.1 | 78.5 |              |
|          | <b>AA American</b> | Jul 02, 12:58 | A319     | A   | 19  | 69.3 | 77.8 |              |
|          | U                  | Jul 03, 16:06 | U        | A   | 19  | 68.2 | 77.6 |              |
|          | U                  | Jul 04, 11:37 | CL30     | A   | 19  | 68.9 | 77.2 |              |
|          | <b>AA American</b> | Jul 05, 11:37 | A319     | A   | 19  | 67.1 | 76.9 |              |
|          | GA                 | Jul 02, 13:46 | C25B     | A   | 19  | 64.6 | 76.1 |              |
|          | EJA                | Jul 02, 11:09 | CL35     | A   | 19  | 64.9 | 75.2 |              |
|          | U                  | Jun 30, 08:13 | U        | A   | 19  | 62.0 | 74.9 |              |
|          | EJA                | Jul 07, 19:02 | E55P     | A   | 19  | 68.5 | 74.9 |              |
|          | <b>SkyWest</b>     | Jul 02, 09:25 | E75L     | A   | 19  | 66.9 | 74.6 |              |
|          | GA                 | Jul 04, 13:47 | F2TH     | A   | 19  | 65.3 | 74.5 |              |
|          | <b>SkyWest</b>     | Jul 03, 16:56 | E75L     | A   | 19  | 66.1 | 74.5 |              |



# APPENDIX G

## Noise Event Plot Reports



---

**Noise Event Plot Report**

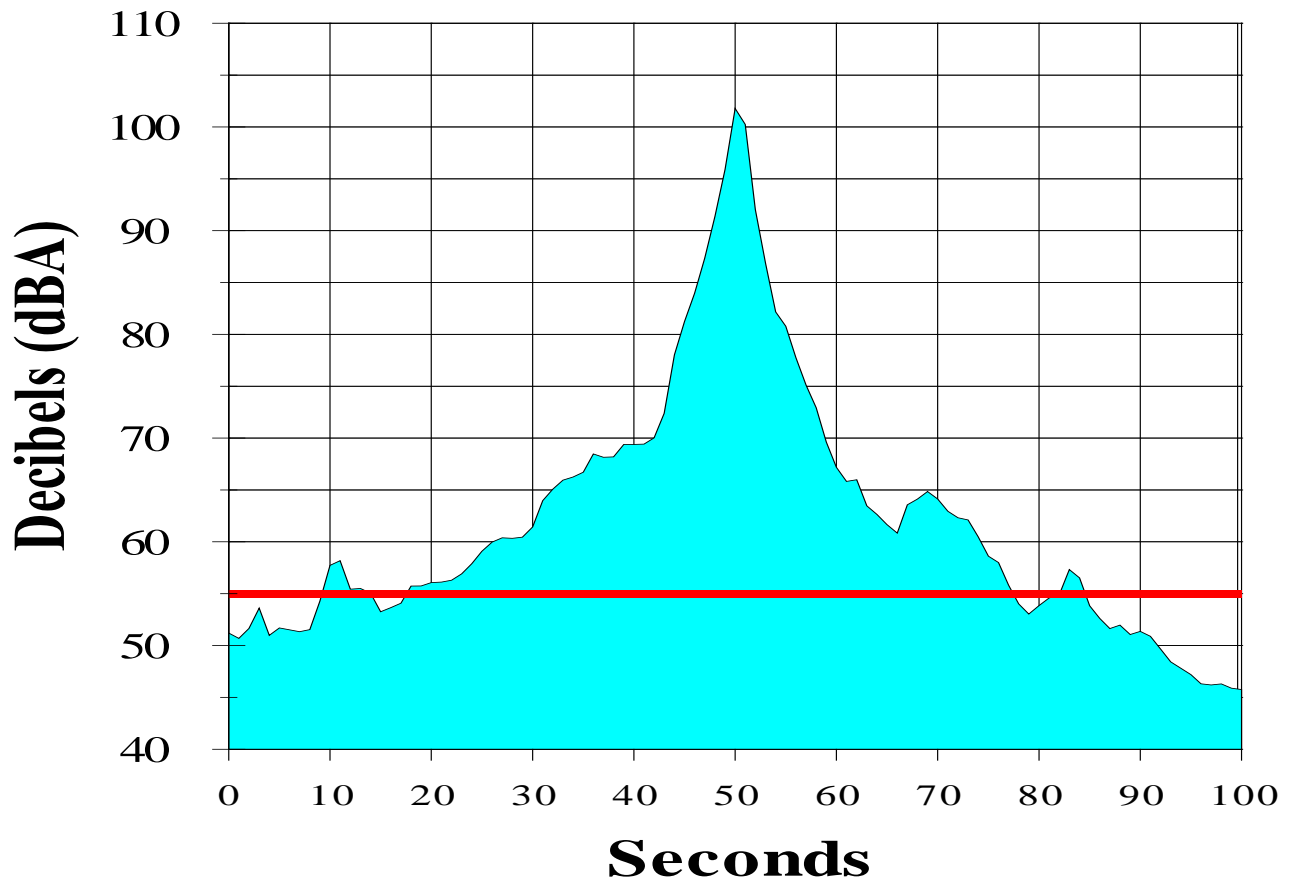
Jackson Hole Airport

Period: 7/7/2018 7:17:28 AM

Site: Moulton Loop

---

|                             |           |   |          |
|-----------------------------|-----------|---|----------|
| <b>Start time:</b>          | 07:16:48  | <b>Lmax time:</b>                             | 07:17:28 |
| <b>SEL (dBA):</b>           | 105.4     | <b>Max (dBA):</b>                             | 101.8    |
| <b>Duration (seconds):</b>  | 80        | <b>Start to peak (seconds):</b>               | 40       |
| <b>SEL threshold (dBA):</b> | 55        |   |          |
| <b>Flight No:</b>           | DAL2240   |   |          |
| <b>Aircraft Type:</b>       | B752      | Boeing Aircraft B757-200 Series               |          |
| <b>Operation:</b>           | Departure |   |          |
| <b>Runway:</b>              | 19        |   |          |
| <b>Destination:</b>         | KATL      | Atlanta International (Hartsfield) - GA - USA |          |



---

**Noise Event Plot Report**

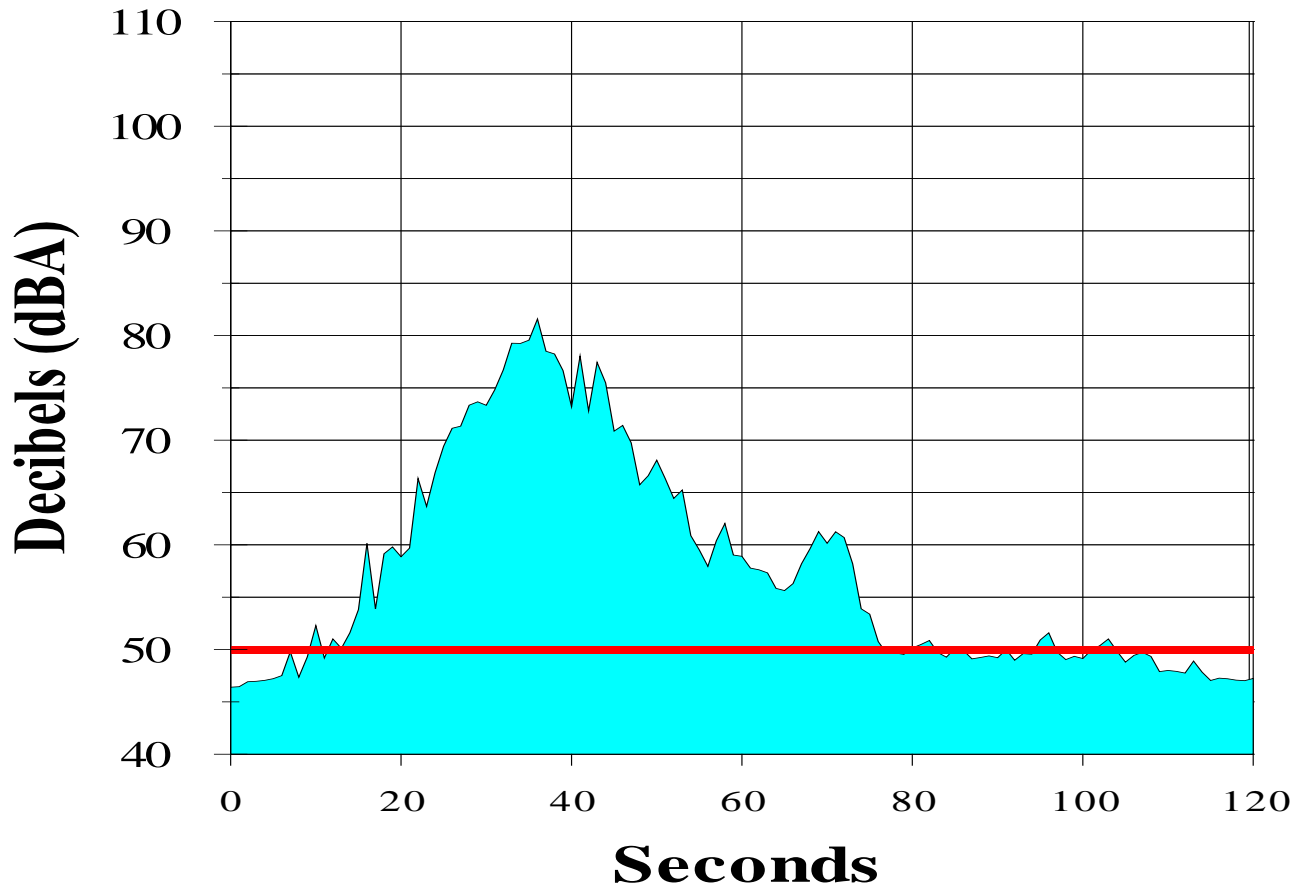
Jackson Hole Airport

Period: 7/2/2018 10:10:59 AM

Site: Golf - Jackson Hole Golf & Tennis Club

---

|                             |           |                                 |          |
|-----------------------------|-----------|---------------------------------|----------|
| <b>Start time:</b>          | 10:10:33  | <b>Lmax time:</b>               | 10:10:59 |
| <b>SEL (dBA):</b>           | 90.2      | <b>Max (dBA):</b>               | 81.6     |
| <b>Duration (seconds):</b>  | 99        | <b>Start to peak (seconds):</b> | 26       |
| <b>SEL threshold (dBA):</b> | 50        |                                 |          |
| <b>Flight No:</b>           | N86TN     |                                 |          |
| <b>Aircraft Type:</b>       | FA50      | Dassault Falcon 50              |          |
| <b>Operation:</b>           | Departure |                                 |          |
| <b>Runway:</b>              | 19        |                                 |          |
| <b>Destination:</b>         | KACT      | Waco - TX - USA                 |          |



---

**Noise Event Plot Report**

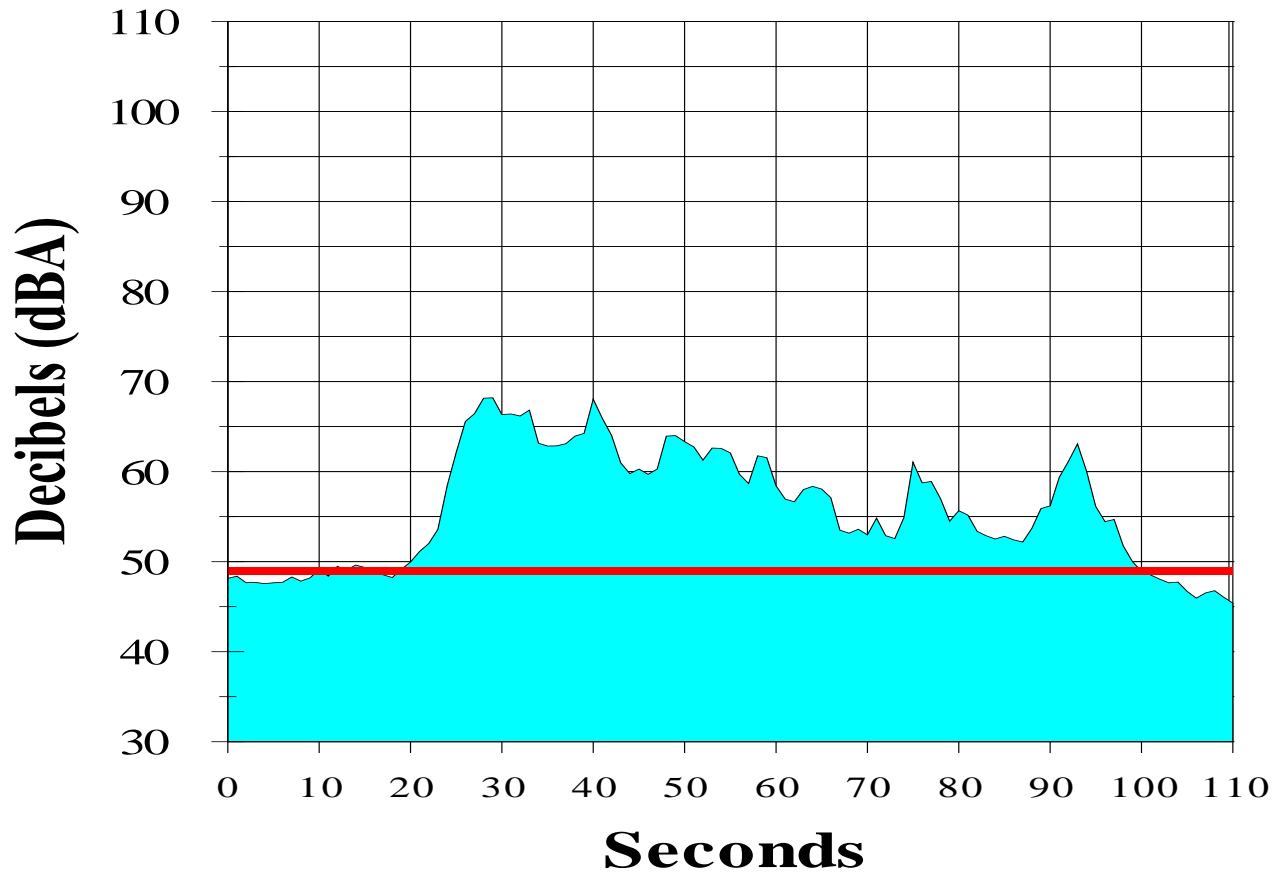
Jackson Hole Airport

Period: 7/4/2018 7:23:16 AM

Site: Barker Ranch - Circle H Ranch (Barker's Residence)

---

|                             |           |                                 |                                |
|-----------------------------|-----------|---------------------------------|--------------------------------|
| <b>Start time:</b>          | 07:22:57  | <b>Lmax time:</b>               | 07:23:16                       |
| <b>SEL (dBA):</b>           | 80.5      | <b>Max (dBA):</b>               | 68.2                           |
| <b>Duration (seconds):</b>  | 95        | <b>Start to peak (seconds):</b> | 19                             |
| <b>SEL threshold (dBA):</b> | 49        |                                 |                                |
| <b>Flight No:</b>           | UAL1189   |                                 |                                |
| <b>Aircraft Type:</b>       | A320      | <b>Aircraft Type:</b>           | Airbus Industries A320         |
| <b>Operation:</b>           | Departure |                                 |                                |
| <b>Runway:</b>              | 19        |                                 |                                |
| <b>Destination:</b>         | KORD      | <b>Destination:</b>             | Chicago O'hare Intl - IL - USA |



---

**Noise Event Plot Report**

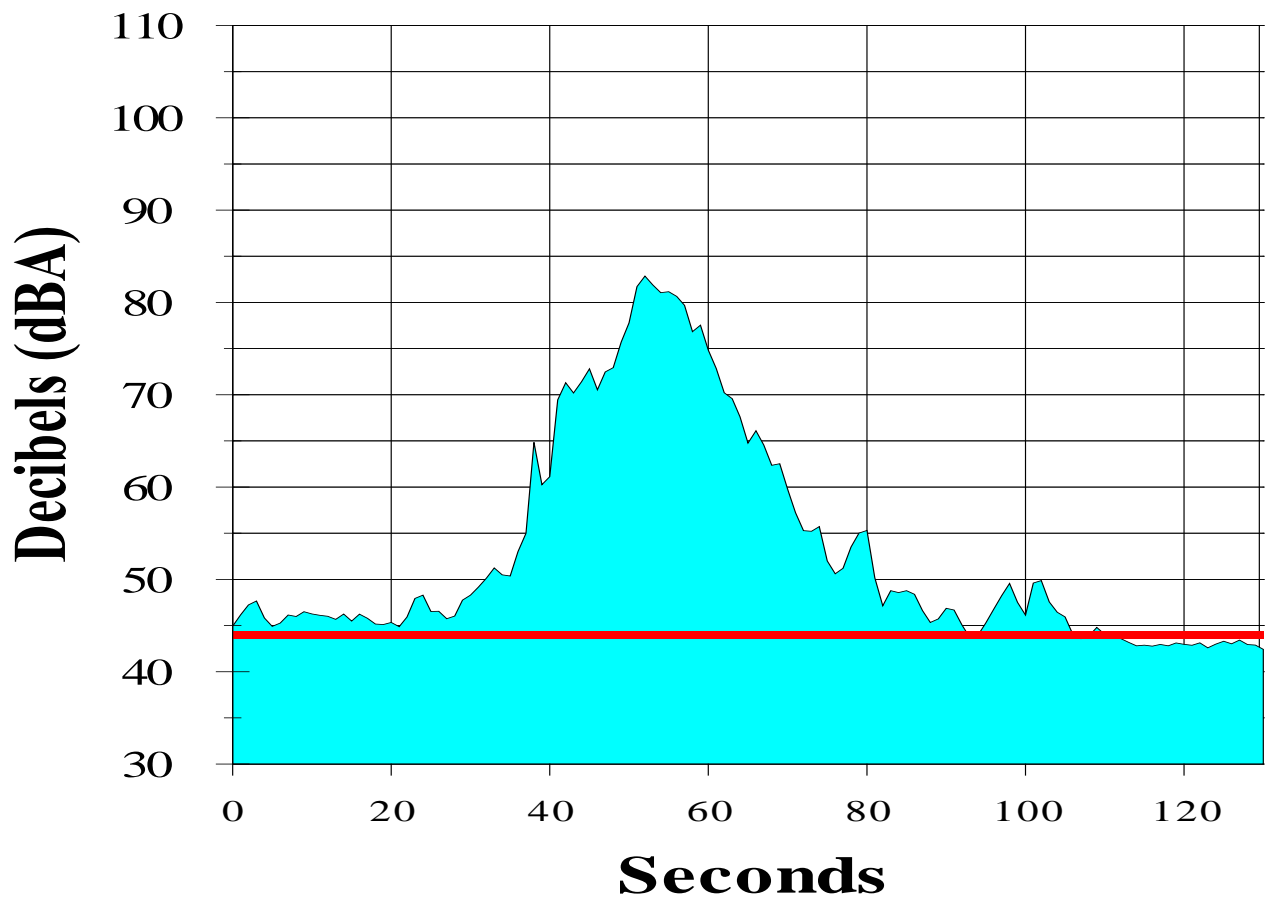
Jackson Hole Airport

Period: 7/4/2018 6:47:56 AM

Site: Moose

---

|                             |           |                                 |          |
|-----------------------------|-----------|---------------------------------|----------|
| <b>Start time:</b>          | 06:47:14  | <b>Lmax time:</b>               | 06:47:56 |
| <b>SEL (dBA):</b>           | 91.4      | <b>Max (dBA):</b>               | 82.9     |
| <b>Duration (seconds):</b>  | 107       | <b>Start to peak (seconds):</b> | 42       |
| <b>SEL threshold (dBA):</b> | 44        |                                 |          |
| <b>Flight No:</b>           | N950SF    |                                 |          |
| <b>Aircraft Type:</b>       | F900      | Dassault Falcon 900             |          |
| <b>Operation:</b>           | Departure |                                 |          |
| <b>Runway:</b>              | 1         |                                 |          |
| <b>Origin:</b>              | KMVY      | Marthas Vineyard - MA - USA     |          |



---

**Noise Event Plot Report**

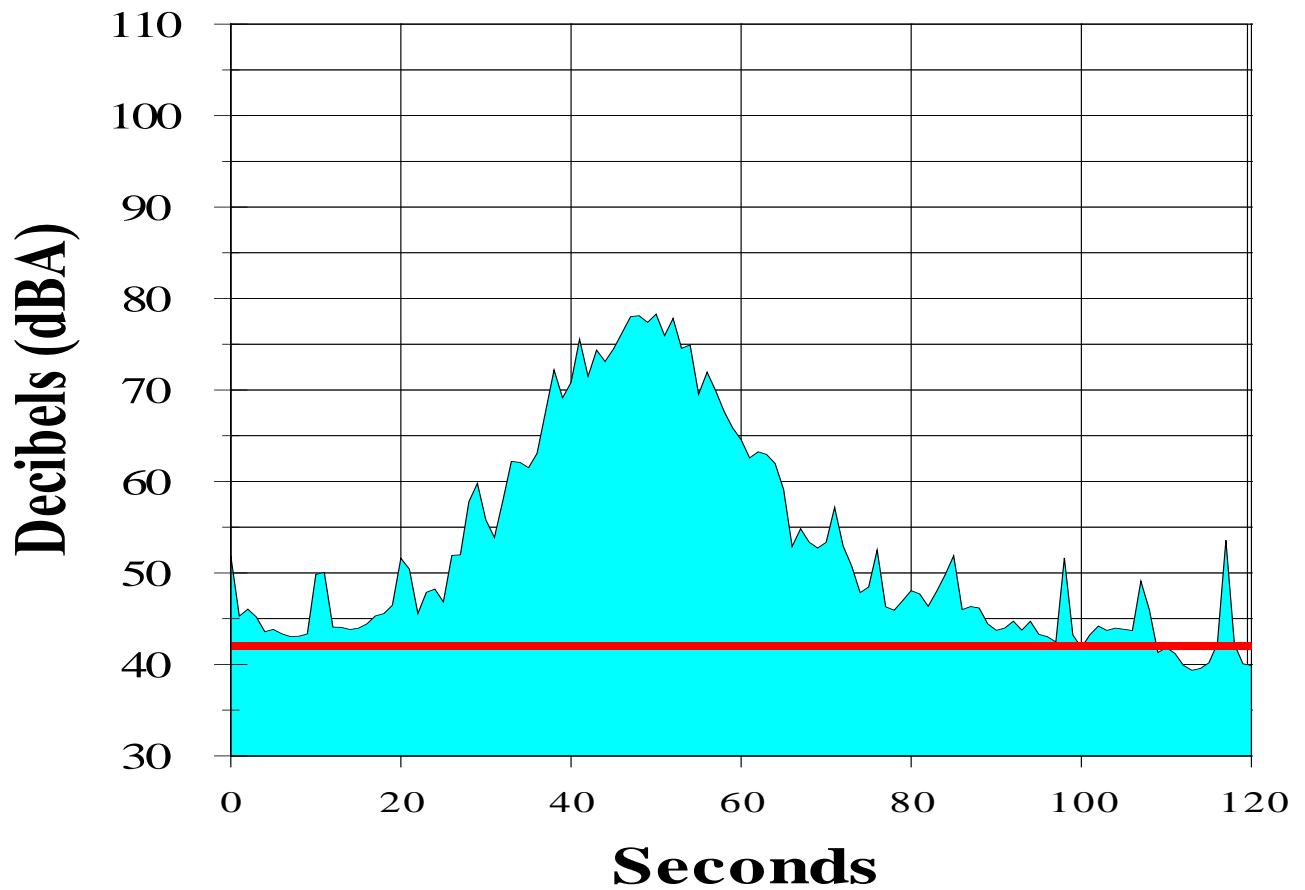
Jackson Hole Airport

Period: 7/4/2018 6:48:18 AM

Site: 4 Lazy F Ranch

---

|                             |           |                                 |          |
|-----------------------------|-----------|---------------------------------|----------|
| <b>Start time:</b>          | 06:47:38  | <b>Lmax time:</b>               | 06:48:18 |
| <b>SEL (dBA):</b>           | 88.4      | <b>Max (dBA):</b>               | 78.3     |
| <b>Duration (seconds):</b>  | 104       | <b>Start to peak (seconds):</b> | 40       |
| <b>SEL threshold (dBA):</b> | 42        |                                 |          |
| <b>Flight No:</b>           | N950SF    |                                 |          |
| <b>Aircraft Type:</b>       | F900      | Dassault Falcon 900             |          |
| <b>Operation:</b>           | Departure |                                 |          |
| <b>Runway:</b>              | 1         |                                 |          |
| <b>Origin:</b>              | KMVY      | Marthas Vineyard - MA - USA     |          |



---

**Noise Event Plot Report**

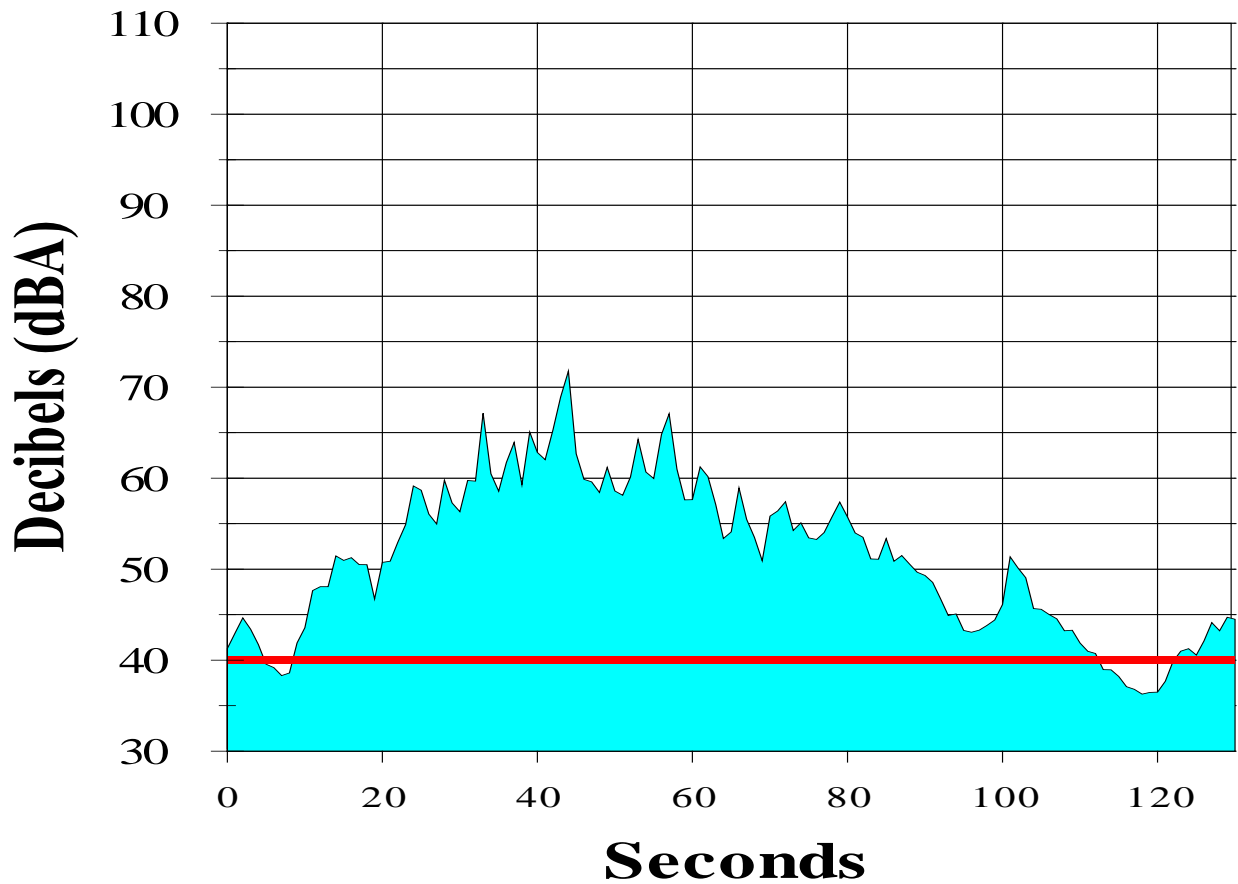
Jackson Hole Airport

Period: 6/30/2018 4:54:36 PM

Site: Timber Island - East of Timbered Island

---

|                             |           |                                 |          |
|-----------------------------|-----------|---------------------------------|----------|
| <b>Start time:</b>          | 16:54:02  | <b>Lmax time:</b>               | 16:54:36 |
| <b>SEL (dBA):</b>           | 79.4      | <b>Max (dBA):</b>               | 71.8     |
| <b>Duration (seconds):</b>  | 108       | <b>Start to peak (seconds):</b> | 34       |
| <b>SEL threshold (dBA):</b> | 40        |                                 |          |
| <b>Flight No:</b>           | TTE560    |                                 |          |
| <b>Aircraft Type:</b>       | C560      | Cessna Citation V               |          |
| <b>Operation:</b>           | Departure |                                 |          |
| <b>Runway:</b>              | 1         |                                 |          |
| <b>Origin:</b>              | KPIH      | Pocatello - ID - USA            |          |





# APPENDIX H

## **DNL Contribution and SEL Distribution Results**

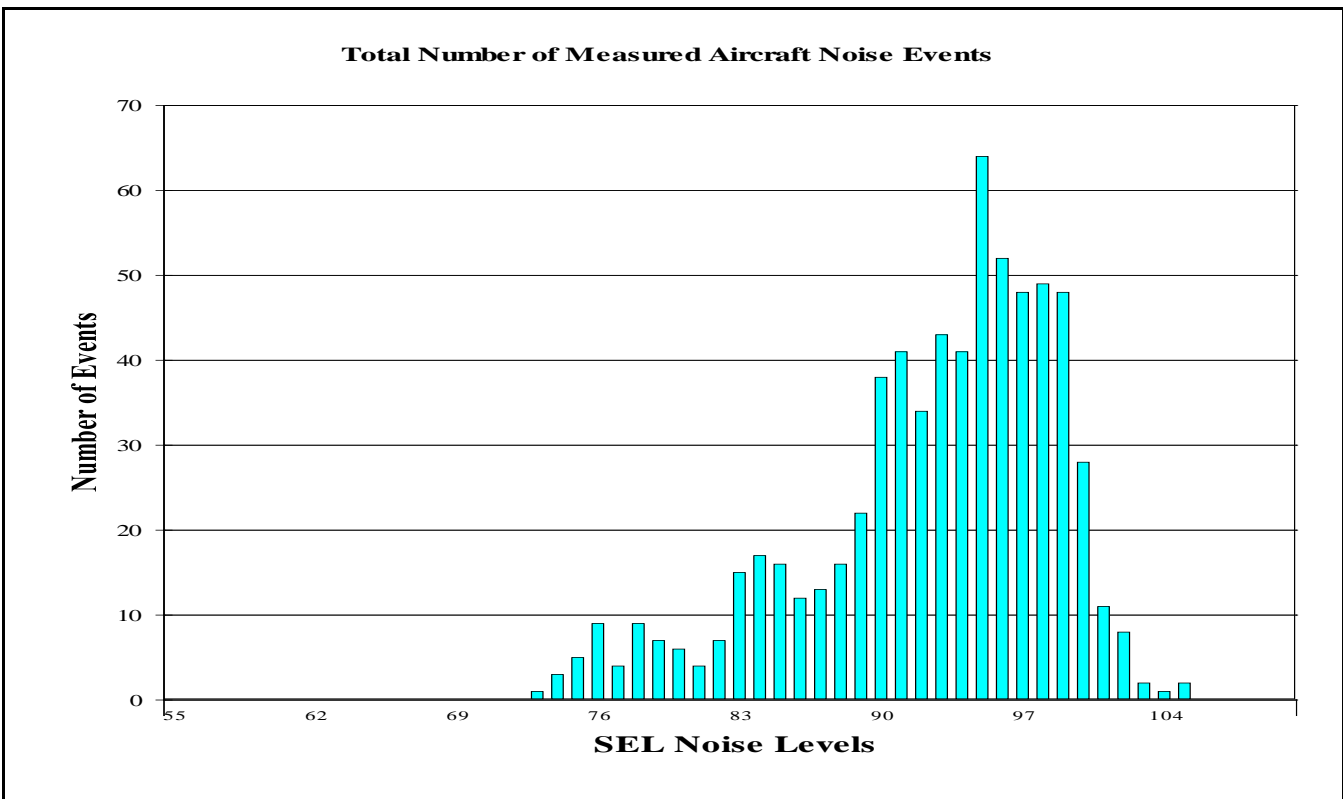
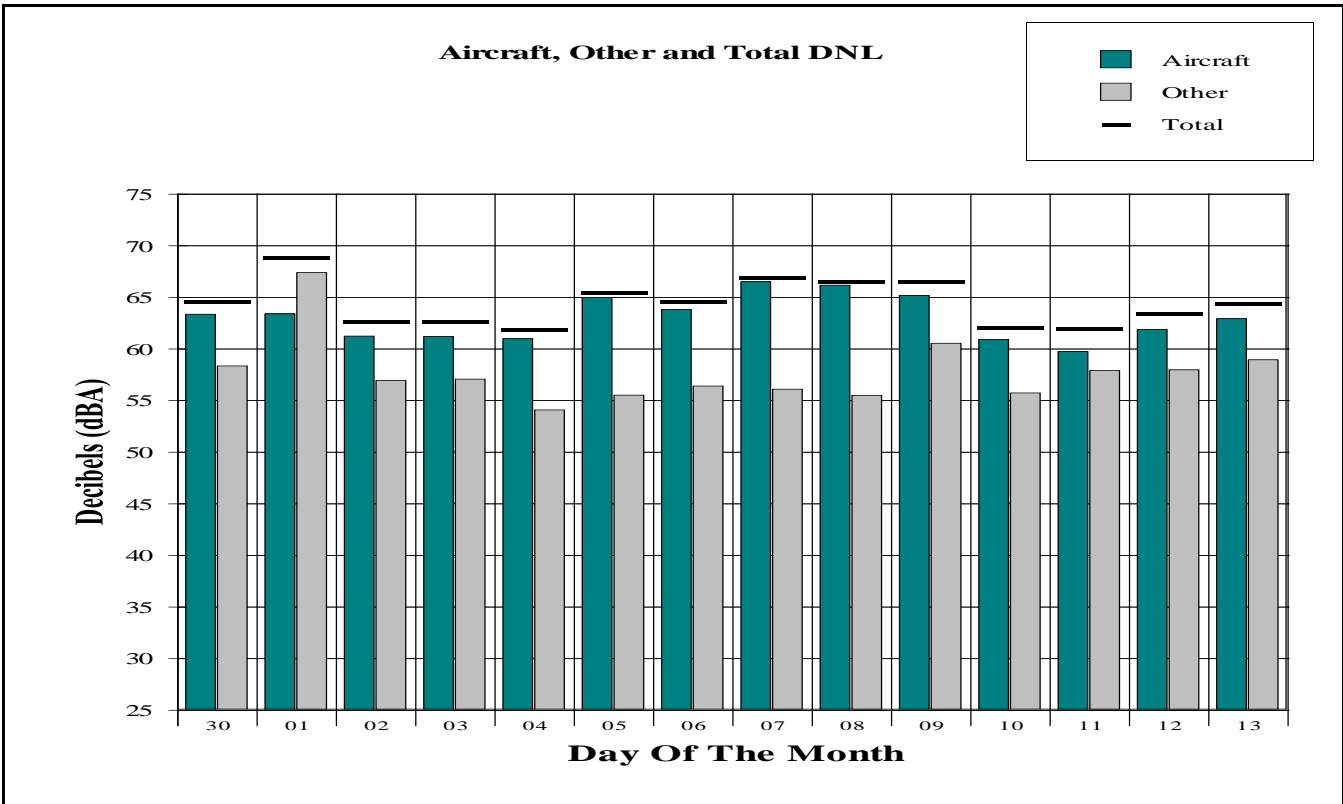


**DNL Contribution and SEL Distribution Results**

Jackson Hole Airport

Period: June 30, 2018 to July 13, 2018

Site: Moulton Loop

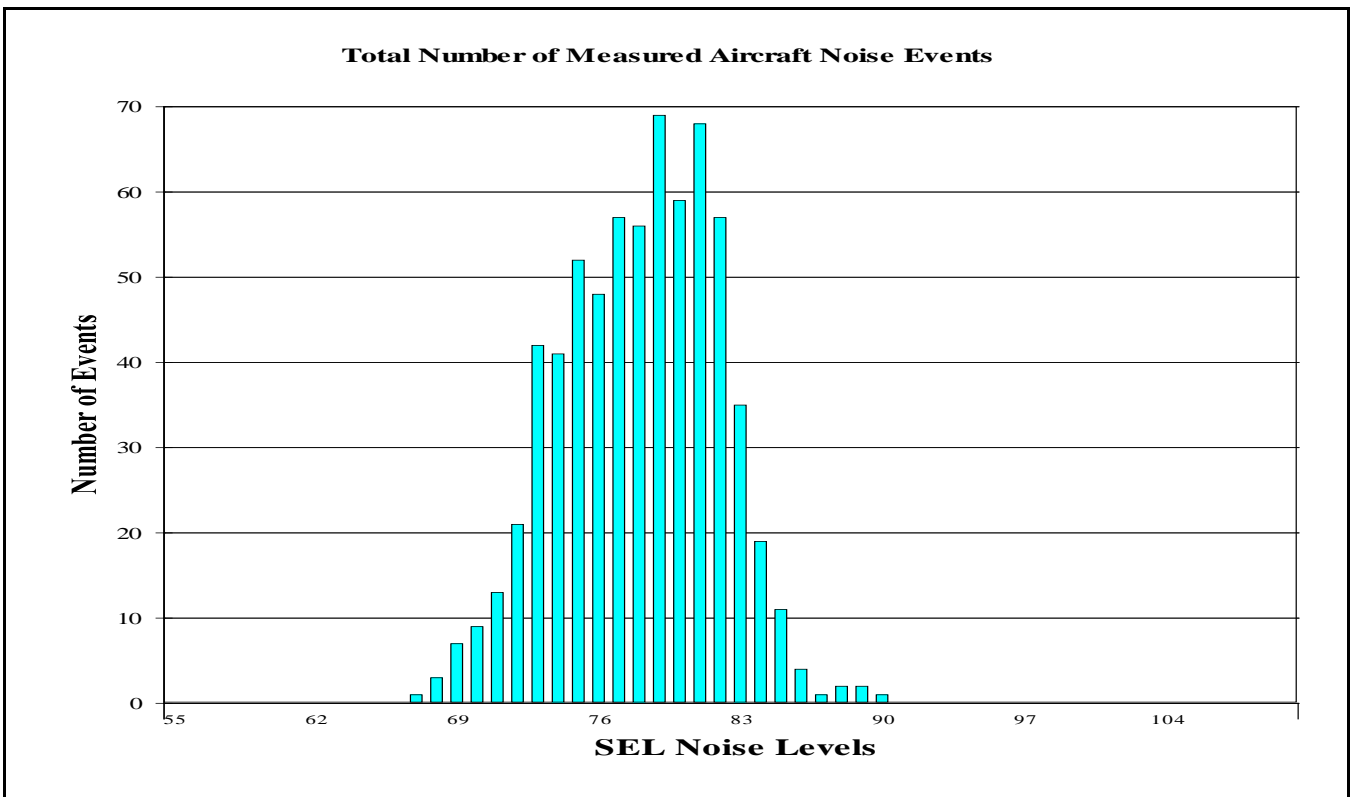
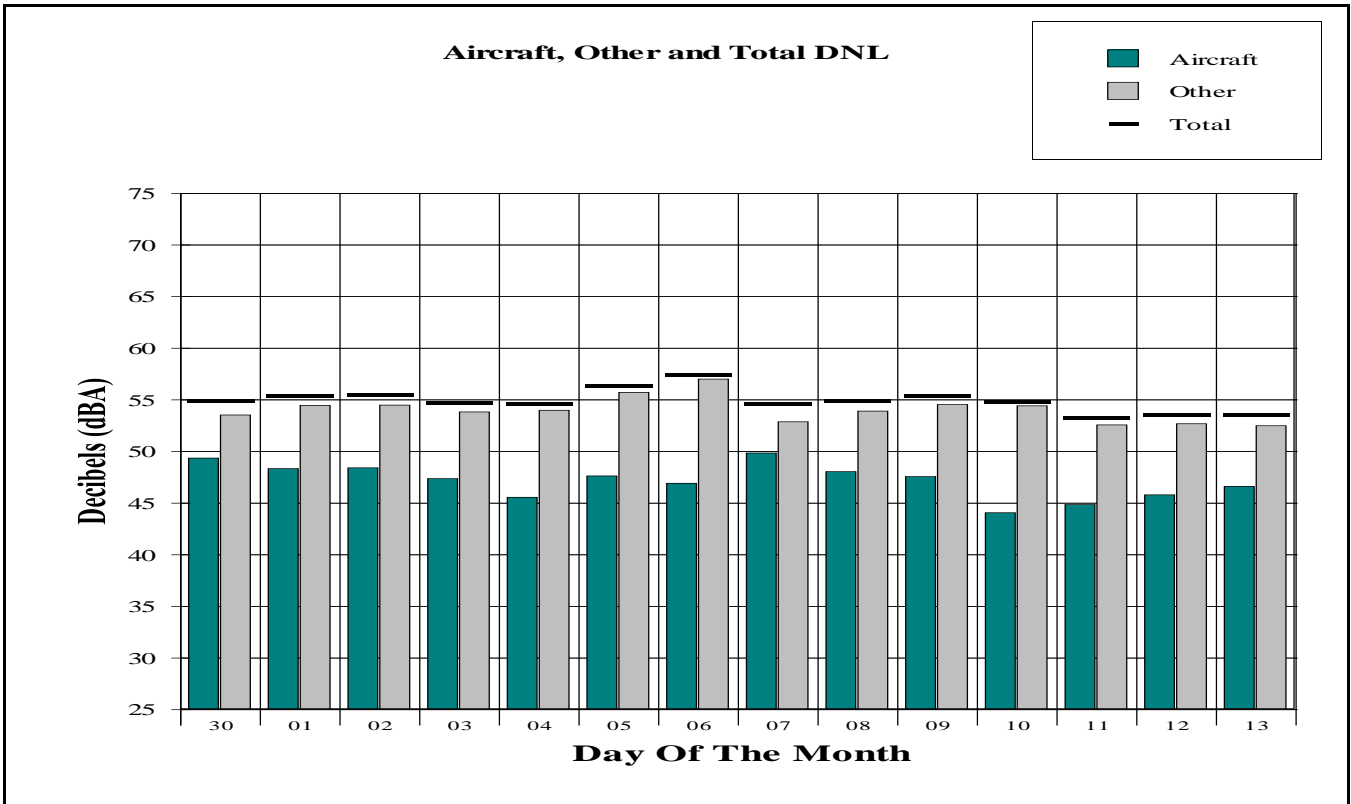


**DNL Contribution and SEL Distribution Results**

Jackson Hole Airport

Period: June 30, 2018 to July 13, 2018

Site: Golf Course

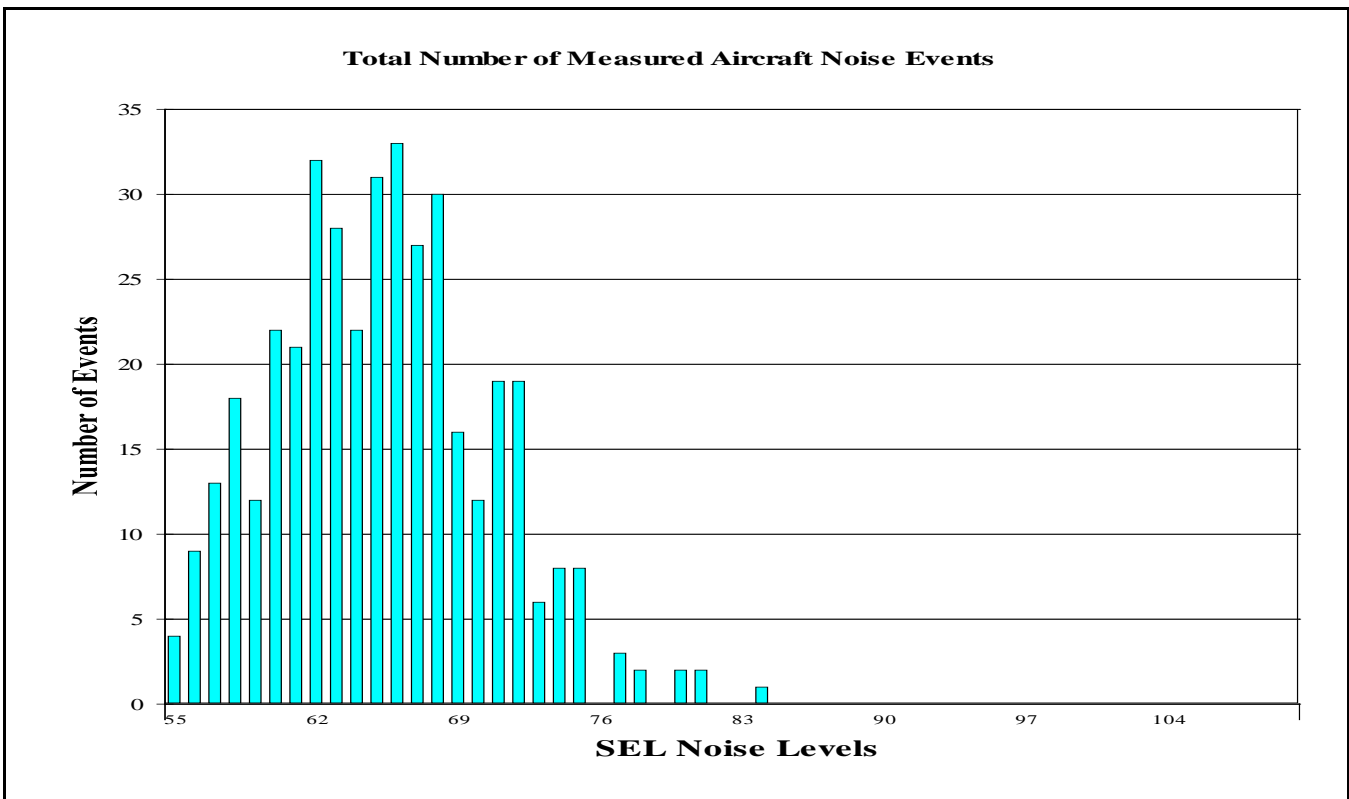
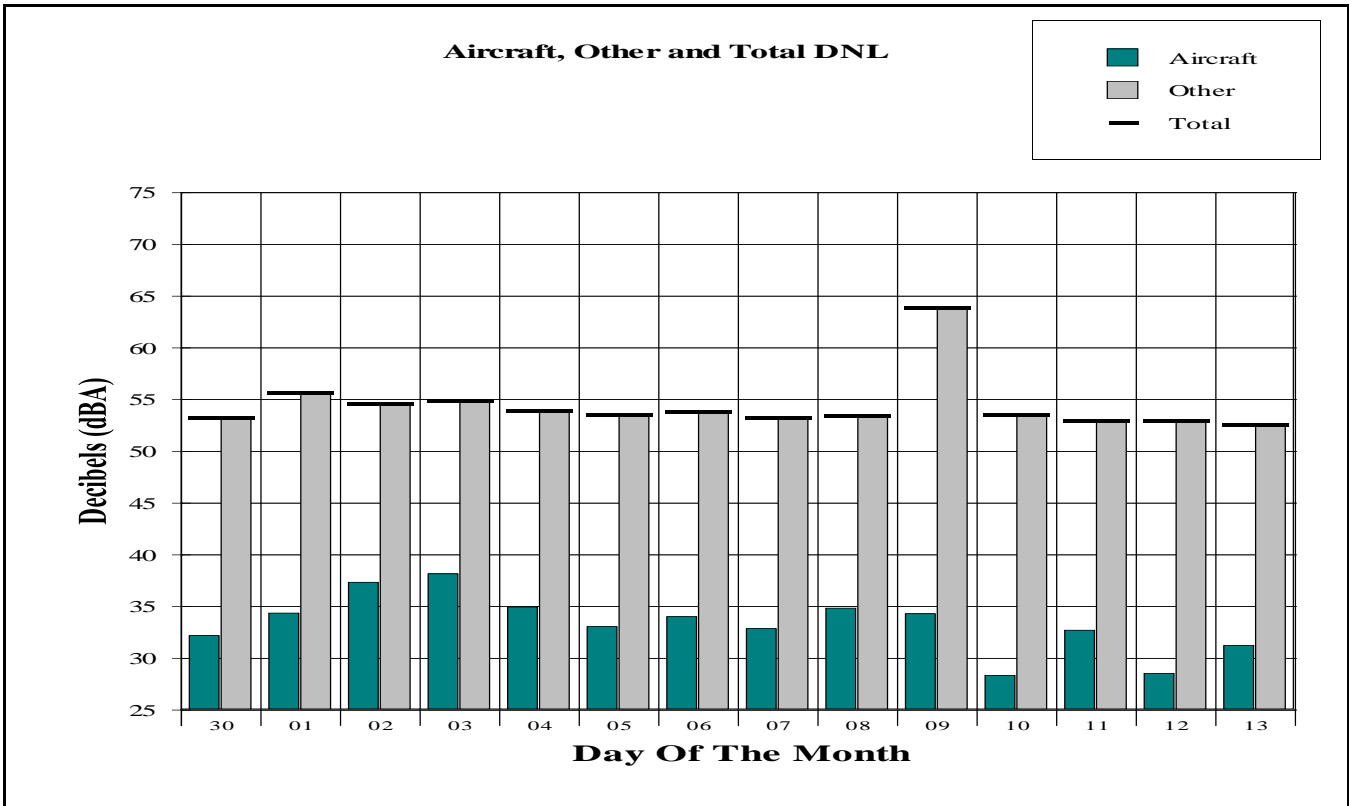


**DNL Contribution and SEL Distribution Results**

Jackson Hole Airport

Period: June 30, 2018 to July 13, 2018

Site: Barkers Ranch

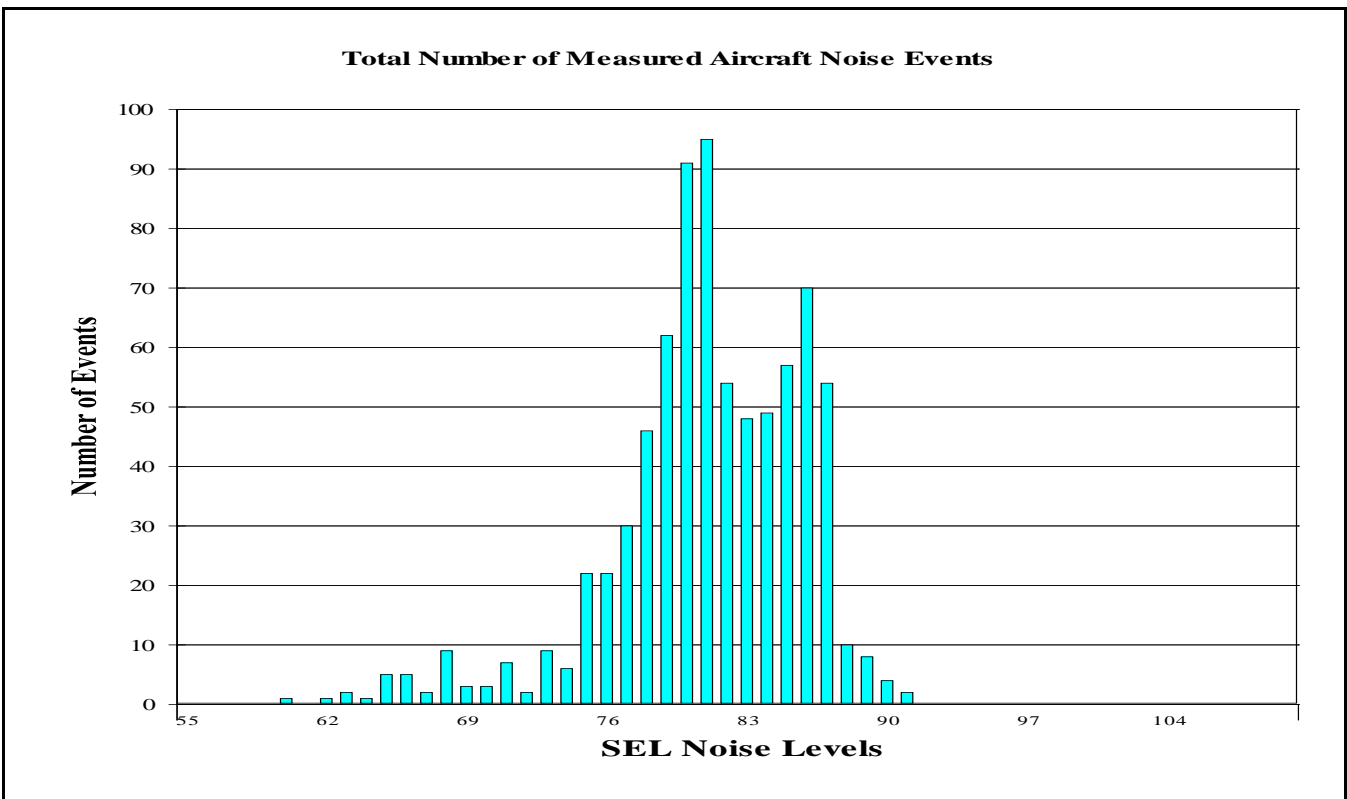
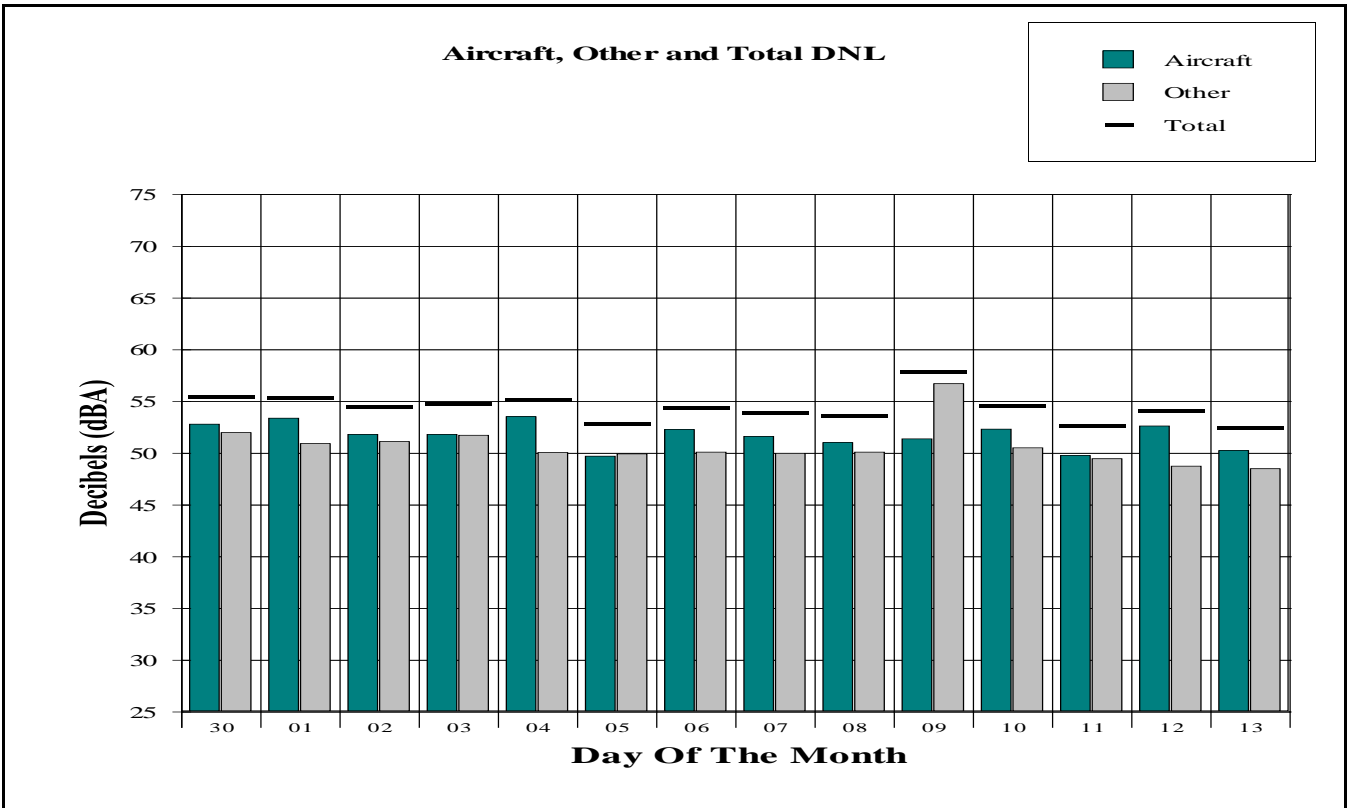


**DNL Contribution and SEL Distribution Results**

Jackson Hole Airport

Period: June 30, 2018 to July 13, 2018

Site: Moose

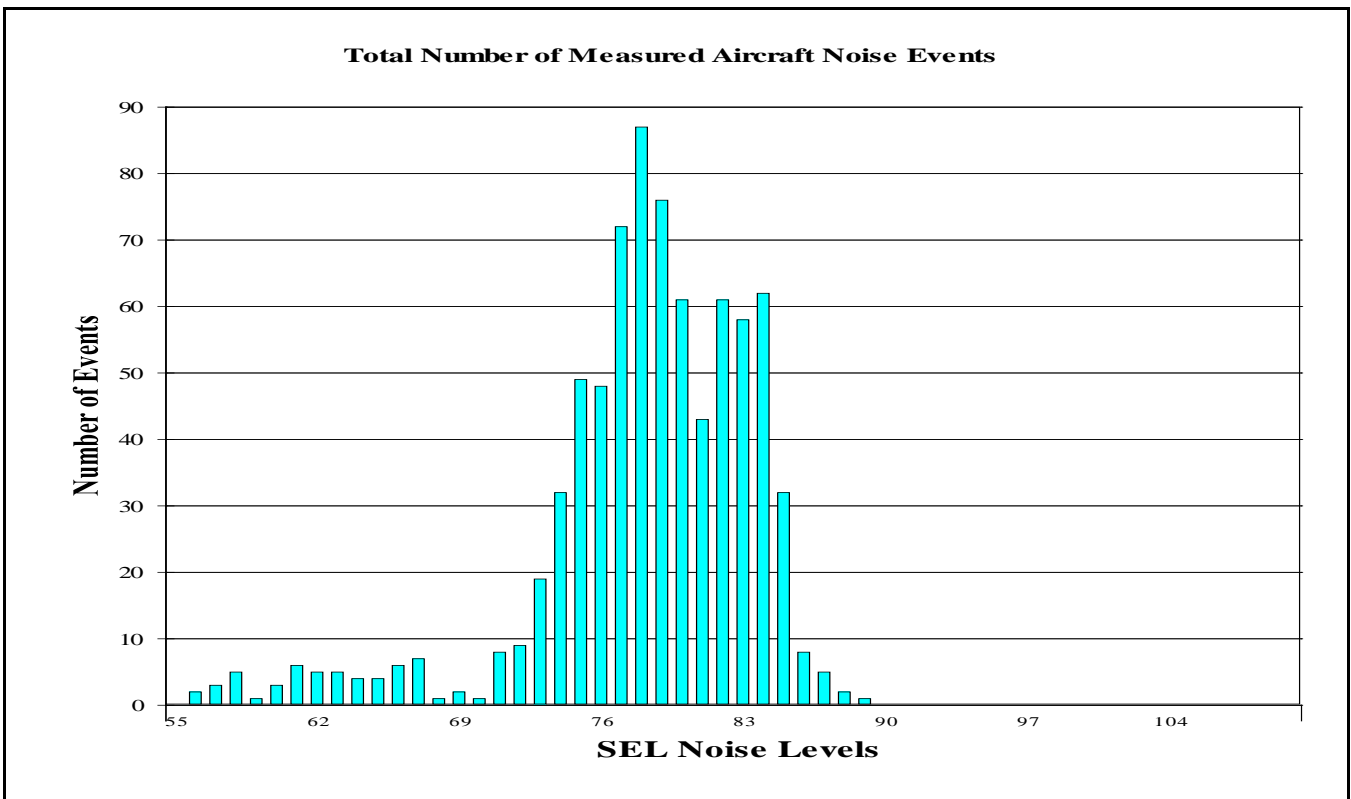
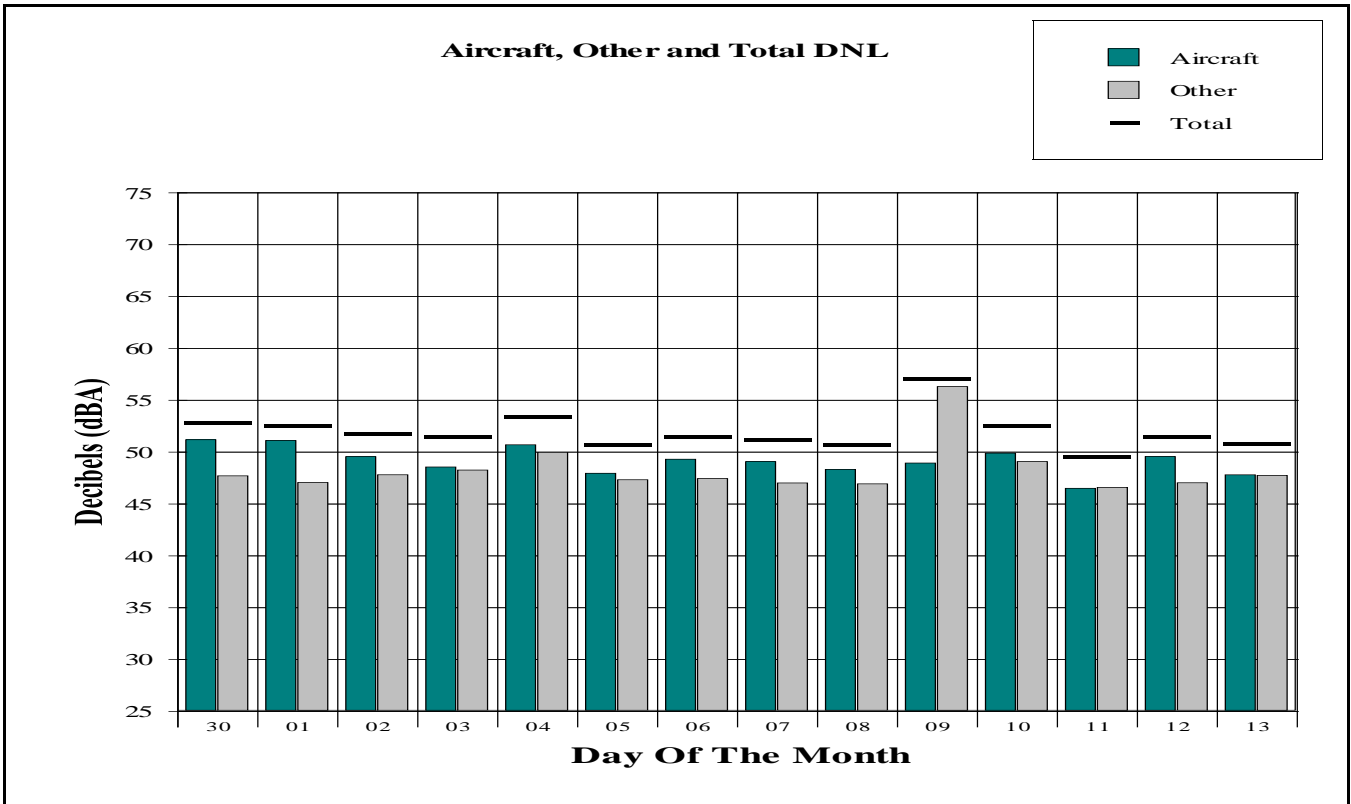


**DNL Contribution and SEL Distribution Results**

Jackson Hole Airport

Period: June 30, 2018 to July 13, 2018

Site: 4 Lazy F Ranch

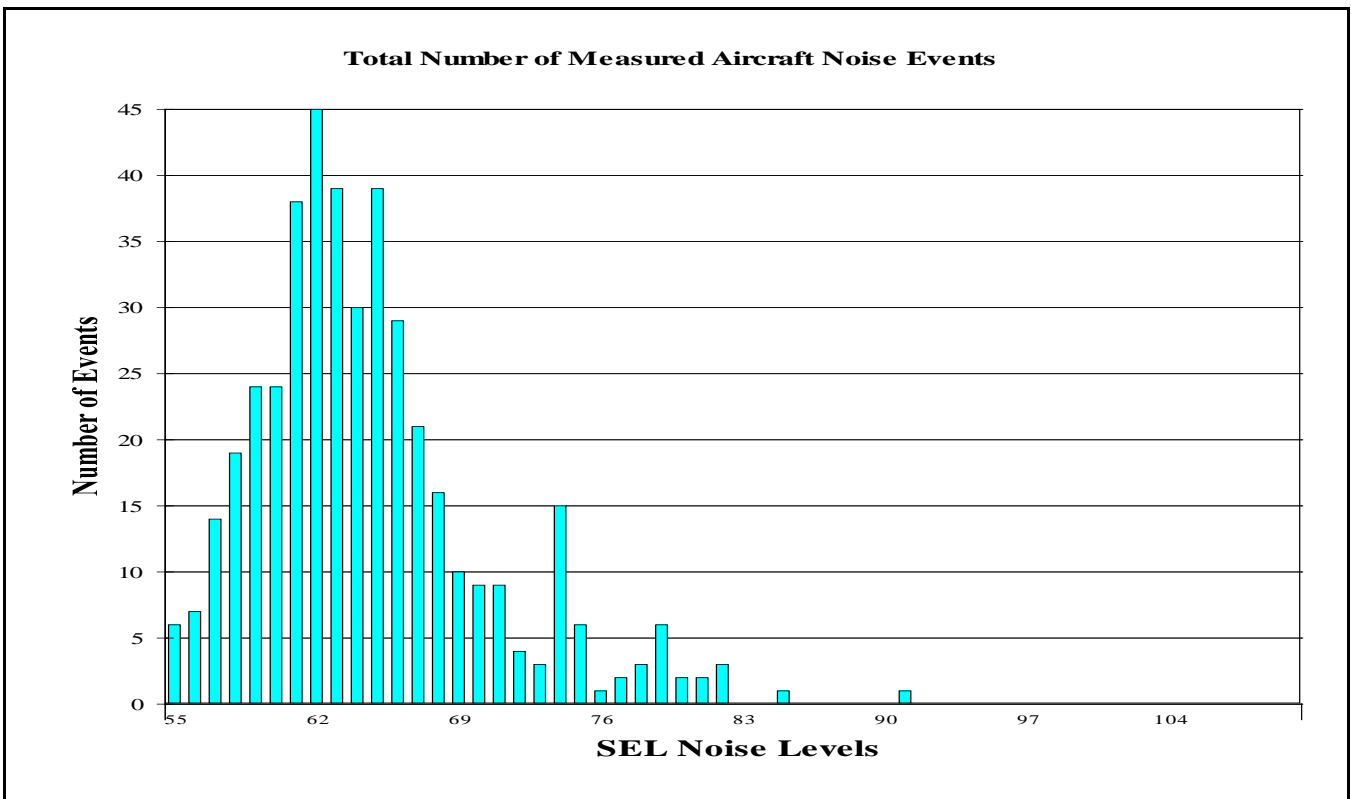
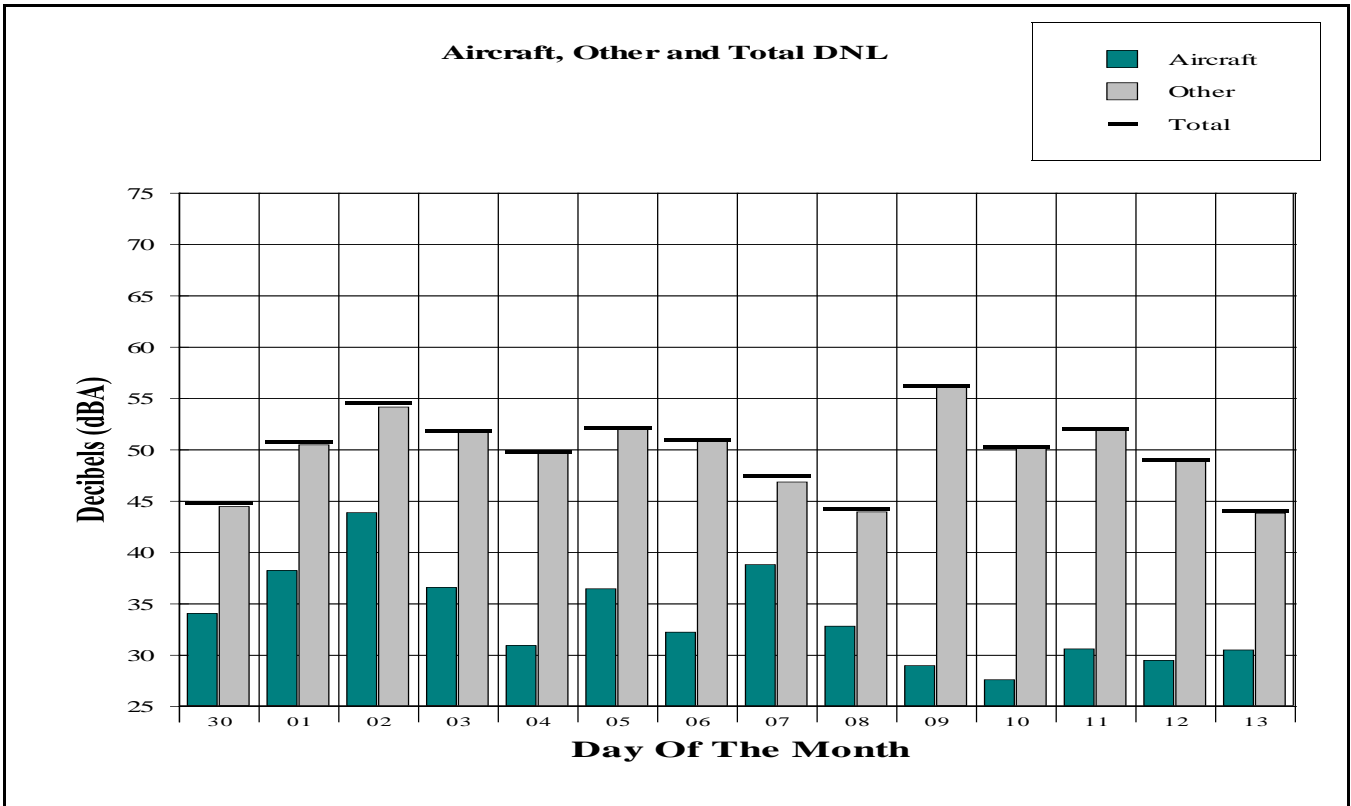


**DNL Contribution and SEL Distribution Results**

Jackson Hole Airport

Period: June 30, 2018 to July 13, 2018

Site: Timber Island





# APPENDIX I

## Hourly LEQ Aircraft and Total Noise Data



**Hourly Noise Level Site Report**

Jackson Hole Airport

Period: June 30, 2018 to July 13, 2018

Site: Moulton Loop

**Metric: Aircraft LEQ**

| DATE           | Hour Of The Day |    |    |    |    |    |    |    |    |    |    |    |    |    |    |    |    |    |    |    |    |    |    | DNL |    |
|----------------|-----------------|----|----|----|----|----|----|----|----|----|----|----|----|----|----|----|----|----|----|----|----|----|----|-----|----|
|                | 00              | 01 | 02 | 03 | 04 | 05 | 06 | 07 | 08 | 09 | 10 | 11 | 12 | 13 | 14 | 15 | 16 | 17 | 18 | 19 | 20 | 21 | 22 |     | 23 |
| Jun 30         | 0               | 0  | 0  | 0  | 0  | 0  | 0  | 48 | 61 | 64 | 66 | 69 | 70 | 70 | 62 | 61 | 65 | 62 | 60 | 60 | 65 | 0  | 55 | 0   | 63 |
| Jul 1          | 0               | 0  | 0  | 0  | 0  | 0  | 0  | 69 | 70 | 66 | 68 | 64 | 68 | 68 | 63 | 63 | 61 | 65 | 61 | 0  | 0  | 0  | 0  | 0   | 63 |
| Jul 2          | 0               | 0  | 0  | 0  | 0  | 0  | 0  | 67 | 66 | 62 | 67 | 58 | 66 | 69 | 63 | 59 | 57 | 61 | 59 | 0  | 48 | 48 | 0  | 0   | 61 |
| Jul 3          | 0               | 0  | 0  | 0  | 0  | 49 | 0  | 69 | 67 | 60 | 54 | 64 | 65 | 66 | 63 | 65 | 56 | 60 | 53 | 0  | 0  | 49 | 0  | 0   | 61 |
| Jul 4          | 0               | 0  | 0  | 0  | 0  | 0  | 48 | 69 | 66 | 64 | 59 | 57 | 63 | 67 | 60 | 62 | 0  | 0  | 0  | 0  | 0  | 62 | 0  | 54  | 61 |
| Jul 5          | 0               | 0  | 0  | 0  | 0  | 0  | 63 | 69 | 69 | 61 | 68 | 67 | 68 | 66 | 65 | 68 | 61 | 65 | 60 | 64 | 64 | 0  | 0  | 0   | 65 |
| Jul 6          | 0               | 0  | 0  | 0  | 0  | 0  | 0  | 67 | 69 | 70 | 65 | 64 | 67 | 71 | 68 | 59 | 0  | 56 | 52 | 60 | 47 | 58 | 0  | 0   | 64 |
| Jul 7          | --              | 0  | 0  | 0  | 0  | 0  | 0  | 72 | 70 | 70 | 65 | 66 | 66 | 69 | 67 | 68 | 66 | 66 | 0  | 0  | 0  | 67 | 58 | 62  | 67 |
| Jul 8          | 0               | 0  | 0  | 0  | 0  | 0  | 0  | 72 | 71 | 62 | 68 | 65 | 70 | 71 | 69 | 63 | 66 | 68 | 63 | 0  | 59 | 0  | -- | --  | 66 |
| Jul 9          | 0               | 0  | 0  | 0  | 0  | 0  | 61 | 71 | 73 | 61 | 67 | 67 | 64 | 68 | 65 | 64 | 59 | 64 | 0  | 0  | 63 | 64 | 0  | 0   | 65 |
| Jul 10         | 0               | 0  | 0  | 0  | 0  | 0  | 0  | 60 | 62 | 63 | 56 | 64 | 66 | 70 | 54 | 65 | 50 | 64 | 0  | 0  | 0  | 0  | 0  | 0   | 61 |
| Jul 11         | 0               | 0  | 0  | 0  | 0  | 0  | 0  | 65 | 67 | 66 | 64 | 47 | 0  | -- | -- | -- | -- | 60 | 52 | 0  | 49 | 62 | 0  | 0   | 60 |
| Jul 12         | 0               | 0  | 0  | 0  | 0  | 0  | 58 | 0  | 58 | 54 | 62 | 63 | 69 | 69 | 59 | 60 | 54 | 65 | 60 | 0  | 0  | 58 | 54 | 0   | 62 |
| Jul 13         | 0               | 0  | 0  | 0  | 0  | 0  | 0  | 69 | 69 | 64 | 61 | 55 | 69 | 69 | 57 | 66 | 61 | 63 | 61 | 44 | 0  | 0  | 0  | 0   | 63 |
| Energy Average | 0               | 0  | 0  | 0  | 0  | 38 | 54 | 68 | 69 | 65 | 65 | 64 | 67 | 69 | 64 | 64 | 61 | 63 | 58 | 55 | 58 | 59 | 50 | 52  | 63 |

**Metric: Total LEQ**

| DATE           | Hour Of The Day |    |    |    |    |    |    |    |    |    |    |    |    |    |    |    |    |    |    |    |    |    |    | DNL |    |
|----------------|-----------------|----|----|----|----|----|----|----|----|----|----|----|----|----|----|----|----|----|----|----|----|----|----|-----|----|
|                | 00              | 01 | 02 | 03 | 04 | 05 | 06 | 07 | 08 | 09 | 10 | 11 | 12 | 13 | 14 | 15 | 16 | 17 | 18 | 19 | 20 | 21 | 22 |     | 23 |
| Jun 30         | 34              | 32 | 33 | 32 | 41 | 45 | 49 | 59 | 62 | 65 | 67 | 69 | 72 | 70 | 63 | 61 | 65 | 62 | 60 | 60 | 69 | 48 | 56 | 46  | 65 |
| Jul 1          | 40              | 37 | 36 | 32 | 39 | 71 | 48 | 69 | 70 | 67 | 68 | 64 | 68 | 69 | 63 | 63 | 62 | 65 | 61 | 49 | 47 | 47 | 43 | 45  | 69 |
| Jul 2          | 41              | 31 | 32 | 31 | 37 | 46 | 50 | 67 | 66 | 63 | 67 | 61 | 66 | 69 | 65 | 64 | 61 | 63 | 61 | 55 | 52 | 53 | 50 | 50  | 63 |
| Jul 3          | 49              | 49 | 49 | 49 | 49 | 52 | 51 | 69 | 67 | 63 | 56 | 64 | 66 | 66 | 64 | 66 | 60 | 61 | 55 | 53 | 46 | 52 | 49 | 44  | 63 |
| Jul 4          | 47              | 43 | 38 | 39 | 40 | 45 | 51 | 69 | 66 | 65 | 59 | 58 | 63 | 68 | 60 | 63 | 47 | 53 | 48 | 48 | 48 | 62 | 50 | 55  | 62 |
| Jul 5          | 46              | 45 | 46 | 45 | 46 | 48 | 63 | 69 | 69 | 61 | 68 | 67 | 68 | 66 | 65 | 69 | 64 | 66 | 60 | 64 | 64 | 51 | 46 | 43  | 65 |
| Jul 6          | 53              | 35 | 31 | 33 | 43 | 46 | 50 | 67 | 70 | 71 | 65 | 64 | 67 | 71 | 68 | 61 | 56 | 59 | 55 | 61 | 51 | 58 | 49 | 24  | 65 |
| Jul 7          | --              | 40 | 38 | 30 | 42 | 43 | 47 | 73 | 70 | 70 | 65 | 66 | 67 | 70 | 67 | 68 | 67 | 66 | 59 | 51 | 48 | 67 | 59 | 63  | 67 |
| Jul 8          | 41              | 40 | 32 | 31 | 39 | 43 | 47 | 72 | 71 | 63 | 69 | 66 | 71 | 72 | 69 | 64 | 66 | 68 | 63 | 59 | 59 | 31 | -- | --  | 67 |
| Jul 9          | 36              | 62 | 42 | 36 | 40 | 44 | 62 | 71 | 73 | 62 | 67 | 67 | 66 | 69 | 65 | 65 | 60 | 64 | 59 | 62 | 65 | 65 | 45 | 42  | 66 |
| Jul 10         | 36              | 32 | 32 | 32 | 41 | 43 | 53 | 62 | 64 | 63 | 58 | 65 | 66 | 70 | 57 | 67 | 56 | 66 | 53 | 48 | 47 | 49 | 46 | 29  | 62 |
| Jul 11         | 44              | 42 | 42 | 42 | 43 | 46 | 54 | 66 | 68 | 67 | 65 | 58 | 41 | -- | -- | -- | -- | 63 | 62 | 58 | 54 | 62 | 49 | 48  | 62 |
| Jul 12         | 46              | 45 | 45 | 45 | 45 | 48 | 60 | 57 | 63 | 58 | 64 | 64 | 69 | 69 | 61 | 63 | 57 | 65 | 62 | 61 | 51 | 59 | 55 | 49  | 63 |
| Jul 13         | 48              | 47 | 47 | 47 | 48 | 49 | 51 | 70 | 70 | 65 | 64 | 58 | 69 | 70 | 66 | 67 | 63 | 64 | 62 | 55 | 54 | 60 | 48 | 47  | 64 |
| Energy Average | 46              | 51 | 43 | 42 | 44 | 60 | 56 | 69 | 69 | 66 | 66 | 65 | 68 | 69 | 65 | 65 | 62 | 64 | 60 | 59 | 61 | 60 | 52 | 53  | 65 |

**Hourly Noise Level Site Report**

Jackson Hole Airport

Period: June 30, 2018 to July 13, 2018

Site: Golf Course - Jackson Hole Golf & Tennis Club

**Metric: Aircraft LEQ**

| DATE           | Hour Of The Day |    |    |    |    |    |    |    |    |    |    |    |    |    |    |    |    |    |    |    |    |    |    | DNL |    |
|----------------|-----------------|----|----|----|----|----|----|----|----|----|----|----|----|----|----|----|----|----|----|----|----|----|----|-----|----|
|                | 00              | 01 | 02 | 03 | 04 | 05 | 06 | 07 | 08 | 09 | 10 | 11 | 12 | 13 | 14 | 15 | 16 | 17 | 18 | 19 | 20 | 21 | 22 |     | 23 |
| Jun 30         | 0               | 0  | 0  | 0  | 0  | 0  | 0  | 42 | 48 | 51 | 52 | 56 | 54 | 57 | 49 | 38 | 50 | 47 | 43 | 43 | 50 | 0  | 42 | 0   | 49 |
| Jul 1          | 0               | 0  | 0  | 0  | 0  | 0  | 0  | 54 | 53 | 51 | 54 | 46 | 51 | 55 | 47 | 48 | 45 | 50 | 48 | 0  | 0  | 0  | 0  | 0   | 48 |
| Jul 2          | 0               | 0  | 0  | 0  | 0  | 0  | 0  | 52 | 53 | 48 | 56 | 45 | 51 | 55 | 51 | 46 | 45 | 50 | 44 | 40 | 43 | 44 | 0  | 0   | 48 |
| Jul 3          | 0               | 0  | 0  | 0  | 0  | 38 | 0  | 54 | 53 | 48 | 39 | 53 | 49 | 51 | 48 | 51 | 42 | 40 | 49 | 42 | 0  | 42 | 0  | 0   | 47 |
| Jul 4          | 0               | 0  | 0  | 0  | 0  | 0  | 0  | 54 | 51 | 49 | 46 | 38 | 47 | 49 | 47 | 49 | 0  | 0  | 0  | 0  | 0  | 46 | 0  | 36  | 46 |
| Jul 5          | 0               | 0  | 0  | 0  | 0  | 0  | 0  | 53 | 53 | 44 | 49 | 47 | 55 | 52 | 45 | 51 | 46 | 48 | 45 | 47 | 48 | 0  | 0  | 0   | 48 |
| Jul 6          | 0               | 0  | 0  | 0  | 0  | 0  | 0  | 50 | 54 | 53 | 49 | 48 | 51 | 53 | 48 | 43 | 37 | 43 | 41 | 45 | 38 | 43 | 0  | 0   | 47 |
| Jul 7          | 0               | 0  | 0  | 0  | 0  | 0  | 0  | 53 | 54 | 53 | 50 | 49 | 51 | 55 | 50 | 54 | 50 | 49 | 0  | 0  | 0  | 39 | 46 | 41  | 50 |
| Jul 8          | 0               | 0  | 0  | 0  | 0  | 0  | 0  | 54 | 55 | 47 | 53 | 48 | 51 | 52 | 51 | 46 | 48 | 48 | 45 | 39 | 45 | 0  | 0  | 0   | 48 |
| Jul 9          | 0               | 0  | 0  | 0  | 0  | 0  | 44 | 53 | 55 | 47 | 49 | 49 | 47 | 50 | 44 | 46 | 44 | 48 | 0  | 0  | 46 | 45 | 0  | 0   | 48 |
| Jul 10         | 0               | 0  | 0  | 0  | 0  | 0  | 0  | 45 | 48 | 45 | 41 | 48 | 49 | 51 | 41 | 50 | 39 | 49 | 41 | 0  | 0  | 0  | 0  | 0   | 44 |
| Jul 11         | 0               | 0  | 0  | 0  | 0  | 0  | 0  | 48 | 52 | 51 | 49 | 0  | 48 | 51 | 44 | 45 | 0  | 45 | 40 | 0  | 0  | 44 | 0  | 0   | 45 |
| Jul 12         | 0               | 0  | 0  | 0  | 0  | 0  | 44 | 0  | 45 | 41 | 48 | 50 | 48 | 51 | 45 | 45 | 40 | 48 | 46 | 37 | 0  | 41 | 40 | 0   | 46 |
| Jul 13         | 0               | 0  | 0  | 0  | 0  | 0  | 0  | 53 | 53 | 50 | 47 | 0  | 53 | 52 | 47 | 48 | 44 | 48 | 42 | 0  | 0  | 0  | 0  | 0   | 47 |
| Energy Average | 0               | 0  | 0  | 0  | 0  | 26 | 36 | 52 | 53 | 50 | 50 | 49 | 51 | 53 | 48 | 49 | 45 | 48 | 44 | 40 | 42 | 41 | 36 | 31  | 47 |

**Metric: Total LEQ**

| DATE           | Hour Of The Day |    |    |    |    |    |    |    |    |    |    |    |    |    |    |    |    |    |    |    |    |    |    | DNL |    |
|----------------|-----------------|----|----|----|----|----|----|----|----|----|----|----|----|----|----|----|----|----|----|----|----|----|----|-----|----|
|                | 00              | 01 | 02 | 03 | 04 | 05 | 06 | 07 | 08 | 09 | 10 | 11 | 12 | 13 | 14 | 15 | 16 | 17 | 18 | 19 | 20 | 21 | 22 |     | 23 |
| Jun 30         | 47              | 46 | 48 | 46 | 46 | 48 | 47 | 48 | 52 | 52 | 53 | 56 | 55 | 57 | 51 | 43 | 51 | 50 | 48 | 48 | 52 | 50 | 49 | 48  | 55 |
| Jul 1          | 48              | 48 | 48 | 47 | 48 | 48 | 48 | 55 | 55 | 53 | 55 | 51 | 53 | 56 | 51 | 51 | 50 | 52 | 52 | 51 | 49 | 50 | 48 | 49  | 55 |
| Jul 2          | 48              | 47 | 47 | 47 | 48 | 49 | 51 | 54 | 54 | 52 | 57 | 51 | 54 | 57 | 53 | 52 | 52 | 54 | 50 | 48 | 48 | 48 | 46 | 45  | 55 |
| Jul 3          | 45              | 45 | 45 | 46 | 47 | 48 | 47 | 56 | 55 | 51 | 50 | 54 | 53 | 54 | 54 | 54 | 55 | 52 | 51 | 48 | 48 | 51 | 48 | 47  | 55 |
| Jul 4          | 46              | 45 | 44 | 44 | 50 | 48 | 46 | 55 | 56 | 52 | 49 | 47 | 50 | 52 | 51 | 52 | 49 | 49 | 52 | 52 | 53 | 53 | 47 | 49  | 55 |
| Jul 5          | 46              | 46 | 46 | 46 | 48 | 48 | 47 | 54 | 54 | 50 | 52 | 60 | 61 | 53 | 49 | 53 | 55 | 52 | 51 | 53 | 53 | 53 | 50 | 50  | 56 |
| Jul 6          | 51              | 51 | 51 | 52 | 51 | 53 | 51 | 54 | 56 | 55 | 53 | 52 | 54 | 55 | 53 | 52 | 50 | 49 | 49 | 48 | 48 | 51 | 46 | 45  | 57 |
| Jul 7          | 45              | 45 | 45 | 45 | 46 | 46 | 46 | 54 | 56 | 55 | 53 | 51 | 53 | 56 | 52 | 56 | 53 | 52 | 48 | 49 | 50 | 50 | 50 | 47  | 55 |
| Jul 8          | 46              | 45 | 44 | 44 | 45 | 46 | 52 | 56 | 57 | 53 | 54 | 52 | 53 | 54 | 52 | 48 | 51 | 52 | 49 | 51 | 50 | 48 | 46 | 48  | 55 |
| Jul 9          | 46              | 53 | 48 | 45 | 45 | 50 | 49 | 55 | 56 | 51 | 52 | 51 | 53 | 52 | 49 | 50 | 50 | 51 | 49 | 46 | 50 | 50 | 45 | 44  | 55 |
| Jul 10         | 44              | 43 | 43 | 43 | 44 | 46 | 55 | 49 | 58 | 52 | 48 | 51 | 51 | 53 | 49 | 52 | 48 | 52 | 48 | 46 | 47 | 48 | 45 | 46  | 55 |
| Jul 11         | 45              | 45 | 45 | 45 | 44 | 47 | 47 | 51 | 54 | 53 | 52 | 49 | 51 | 53 | 50 | 51 | 49 | 51 | 48 | 45 | 46 | 48 | 47 | 45  | 53 |
| Jul 12         | 44              | 47 | 44 | 44 | 44 | 47 | 49 | 50 | 53 | 50 | 53 | 52 | 52 | 53 | 51 | 50 | 49 | 51 | 49 | 46 | 47 | 50 | 47 | 45  | 54 |
| Jul 13         | 44              | 44 | 44 | 44 | 45 | 47 | 46 | 54 | 57 | 53 | 52 | 48 | 54 | 53 | 50 | 52 | 49 | 50 | 47 | 45 | 47 | 47 | 47 | 45  | 53 |
| Energy Average | 47              | 47 | 46 | 46 | 47 | 48 | 49 | 54 | 55 | 53 | 53 | 53 | 54 | 55 | 51 | 52 | 52 | 51 | 50 | 49 | 50 | 50 | 47 | 47  | 55 |

**Hourly Noise Level Site Report**

Jackson Hole Airport

Period: June 30, 2018 to July 13, 2018

Site: Barker Ranch - Circle H Ranch (Barker's Residence)

**Metric: Aircraft LEQ**

| DATE           | Hour Of The Day |    |    |    |    |    |    |    |    |    |    |    |    |    |    |    |    |    |    |    |    |    |    | DNL |    |
|----------------|-----------------|----|----|----|----|----|----|----|----|----|----|----|----|----|----|----|----|----|----|----|----|----|----|-----|----|
|                | 00              | 01 | 02 | 03 | 04 | 05 | 06 | 07 | 08 | 09 | 10 | 11 | 12 | 13 | 14 | 15 | 16 | 17 | 18 | 19 | 20 | 21 | 22 |     | 23 |
| Jun 30         | 0               | 0  | 0  | 0  | 0  | 0  | 0  | 39 | 40 | 35 | 26 | 27 | 39 | 38 | 24 | 0  | 29 | 27 | 0  | 0  | 0  | 30 | 0  | 0   | 32 |
| Jul 1          | 0               | 0  | 0  | 0  | 0  | 0  | 0  | 33 | 43 | 32 | 37 | 33 | 0  | 38 | 39 | 41 | 32 | 36 | 34 | 0  | 0  | 0  | 0  | 0   | 34 |
| Jul 2          | 0               | 0  | 0  | 0  | 0  | 0  | 0  | 44 | 38 | 29 | 38 | 38 | 45 | 39 | 38 | 31 | 45 | 38 | 0  | 30 | 30 | 0  | 0  | 0   | 37 |
| Jul 3          | 0               | 0  | 0  | 0  | 0  | 0  | 0  | 39 | 36 | 0  | 36 | 35 | 37 | 49 | 45 | 39 | 42 | 0  | 34 | 0  | 0  | 0  | 0  | 0   | 38 |
| Jul 4          | 0               | 0  | 0  | 0  | 0  | 0  | 0  | 48 | 0  | 23 | 37 | 28 | 36 | 38 | 32 | 0  | 0  | 0  | 0  | 0  | 0  | 0  | 0  | 0   | 35 |
| Jul 5          | 0               | 0  | 0  | 0  | 0  | 0  | 0  | 44 | 31 | 26 | 35 | 40 | 34 | 37 | 33 | 0  | 0  | 30 | 0  | 0  | 0  | 0  | 0  | 0   | 33 |
| Jul 6          | 0               | 0  | 0  | 0  | 0  | 0  | 0  | 0  | 33 | 26 | 34 | 45 | 36 | 33 | 36 | 40 | 0  | 0  | 29 | 35 | 0  | 0  | 0  | 0   | 34 |
| Jul 7          | 0               | 0  | 0  | 0  | 0  | 0  | 0  | 40 | 39 | 40 | 34 | 37 | 36 | 30 | 32 | 33 | 20 | 24 | 0  | 30 | 0  | 30 | 0  | 0   | 33 |
| Jul 8          | 0               | 0  | 0  | 0  | 0  | 0  | 0  | 45 | 40 | 36 | 38 | 39 | 37 | 36 | 32 | 0  | 27 | 23 | 0  | 0  | 25 | 0  | 0  | 0   | 35 |
| Jul 9          | 0               | 0  | 0  | 0  | 0  | 0  | 32 | 40 | 44 | 36 | 21 | 33 | 34 | 34 | 26 | 32 | 33 | 20 | 0  | 0  | 0  | 0  | 0  | 0   | 34 |
| Jul 10         | 0               | 0  | 0  | 0  | 0  | 0  | 0  | 0  | 0  | 23 | 0  | 27 | 34 | 40 | 20 | 34 | 20 | 0  | 0  | 0  | 29 | 0  | 0  | 0   | 28 |
| Jul 11         | 0               | 0  | 0  | 0  | 0  | 0  | 0  | 41 | 32 | 39 | 31 | 37 | 0  | 37 | 0  | 32 | 39 | 0  | 25 | 0  | 0  | 25 | 0  | 0   | 33 |
| Jul 12         | 0               | 0  | 0  | 0  | 0  | 0  | 0  | 0  | 0  | 0  | 32 | 31 | 40 | 26 | 0  | 0  | 0  | 30 | 0  | 27 | 33 | 0  | 0  | 0   | 29 |
| Jul 13         | 0               | 0  | 0  | 0  | 0  | 0  | 0  | 42 | 35 | 0  | 0  | 38 | 35 | 26 | 24 | 0  | 0  | 27 | 0  | 0  | 0  | 0  | 0  | 0   | 31 |
| Energy Average | 0               | 0  | 0  | 0  | 0  | 0  | 20 | 42 | 38 | 34 | 34 | 38 | 38 | 40 | 36 | 35 | 36 | 30 | 26 | 26 | 25 | 22 | 0  | 0   | 34 |

**Metric: Total LEQ**

| DATE           | Hour Of The Day |    |    |    |    |    |    |    |    |    |    |    |    |    |    |    |    |    |    |    |    |    |    | DNL |    |
|----------------|-----------------|----|----|----|----|----|----|----|----|----|----|----|----|----|----|----|----|----|----|----|----|----|----|-----|----|
|                | 00              | 01 | 02 | 03 | 04 | 05 | 06 | 07 | 08 | 09 | 10 | 11 | 12 | 13 | 14 | 15 | 16 | 17 | 18 | 19 | 20 | 21 | 22 |     | 23 |
| Jun 30         | 46              | 45 | 46 | 45 | 45 | 49 | 46 | 47 | 47 | 45 | 45 | 46 | 44 | 43 | 43 | 44 | 45 | 44 | 43 | 45 | 47 | 49 | 49 | 48  | 53 |
| Jul 1          | 48              | 49 | 49 | 50 | 50 | 53 | 48 | 47 | 47 | 46 | 47 | 47 | 46 | 46 | 47 | 49 | 46 | 47 | 46 | 45 | 46 | 49 | 48 | 49  | 56 |
| Jul 2          | 48              | 49 | 48 | 48 | 48 | 49 | 48 | 49 | 46 | 46 | 46 | 45 | 48 | 48 | 48 | 51 | 48 | 48 | 46 | 46 | 46 | 47 | 47 | 47  | 55 |
| Jul 3          | 47              | 47 | 47 | 47 | 49 | 50 | 49 | 48 | 46 | 44 | 45 | 46 | 49 | 57 | 53 | 53 | 52 | 51 | 46 | 45 | 45 | 47 | 47 | 47  | 55 |
| Jul 4          | 48              | 47 | 47 | 47 | 47 | 50 | 48 | 50 | 44 | 45 | 44 | 43 | 44 | 45 | 44 | 44 | 45 | 44 | 44 | 45 | 49 | 48 | 47 | 47  | 54 |
| Jul 5          | 47              | 47 | 47 | 47 | 47 | 50 | 48 | 48 | 46 | 44 | 44 | 44 | 44 | 45 | 43 | 44 | 46 | 44 | 44 | 44 | 45 | 47 | 47 | 46  | 54 |
| Jul 6          | 47              | 48 | 46 | 48 | 48 | 49 | 48 | 47 | 46 | 44 | 43 | 47 | 44 | 45 | 46 | 50 | 47 | 44 | 43 | 44 | 48 | 47 | 47 | 47  | 54 |
| Jul 7          | 46              | 46 | 46 | 46 | 47 | 49 | 48 | 46 | 45 | 46 | 44 | 46 | 44 | 45 | 44 | 45 | 46 | 43 | 45 | 45 | 47 | 47 | 47 | 47  | 53 |
| Jul 8          | 47              | 47 | 47 | 47 | 47 | 50 | 47 | 50 | 48 | 47 | 45 | 45 | 44 | 44 | 42 | 43 | 43 | 44 | 44 | 46 | 46 | 47 | 46 | 45  | 53 |
| Jul 9          | 47              | 67 | 45 | 46 | 46 | 49 | 47 | 47 | 50 | 45 | 44 | 44 | 43 | 44 | 44 | 44 | 46 | 43 | 45 | 47 | 44 | 46 | 44 | 45  | 64 |
| Jul 10         | 45              | 45 | 45 | 45 | 46 | 48 | 47 | 48 | 61 | 44 | 46 | 43 | 44 | 47 | 43 | 43 | 45 | 44 | 45 | 45 | 46 | 46 | 47 | 48  | 54 |
| Jul 11         | 47              | 47 | 47 | 47 | 45 | 48 | 47 | 47 | 50 | 47 | 45 | 43 | 43 | 44 | 42 | 43 | 48 | 43 | 41 | 43 | 44 | 45 | 46 | 46  | 53 |
| Jul 12         | 46              | 46 | 47 | 46 | 47 | 48 | 48 | 47 | 46 | 44 | 43 | 44 | 45 | 43 | 43 | 42 | 44 | 42 | 41 | 42 | 45 | 46 | 46 | 47  | 53 |
| Jul 13         | 46              | 46 | 46 | 45 | 45 | 48 | 48 | 50 | 44 | 44 | 43 | 45 | 42 | 42 | 43 | 42 | 43 | 42 | 41 | 42 | 46 | 46 | 46 | 46  | 53 |
| Energy Average | 47              | 56 | 47 | 47 | 47 | 49 | 48 | 48 | 51 | 45 | 45 | 45 | 45 | 48 | 46 | 47 | 47 | 45 | 45 | 45 | 46 | 47 | 47 | 47  | 56 |

### Hourly Noise Level Site Report

Jackson Hole Airport

Period: June 30, 2018 to July 13, 2018

Site: Moose - Moose Entrance

#### Metric: Aircraft LEQ

| DATE           | Hour Of The Day |    |    |    |    |    |    |    |    |    |    |    |    |    |    |    |    |    |    |    |    |    |    | DNL |    |
|----------------|-----------------|----|----|----|----|----|----|----|----|----|----|----|----|----|----|----|----|----|----|----|----|----|----|-----|----|
|                | 00              | 01 | 02 | 03 | 04 | 05 | 06 | 07 | 08 | 09 | 10 | 11 | 12 | 13 | 14 | 15 | 16 | 17 | 18 | 19 | 20 | 21 | 22 |     | 23 |
| Jun 30         | 0               | 0  | 0  | 0  | 0  | 0  | 0  | 55 | 57 | 52 | 56 | 58 | 58 | 57 | 55 | 55 | 52 | 54 | 47 | 0  | 0  | 56 | 0  | 0   | 53 |
| Jul 1          | 0               | 0  | 0  | 0  | 0  | 0  | 0  | 0  | 0  | 54 | 48 | 58 | 59 | 56 | 55 | 49 | 54 | 47 | 51 | 0  | 54 | 55 | 51 | 44  | 53 |
| Jul 2          | 0               | 0  | 0  | 0  | 0  | 0  | 0  | 48 | 0  | 54 | 53 | 57 | 56 | 53 | 53 | 50 | 56 | 42 | 54 | 53 | 57 | 55 | 37 | 0   | 52 |
| Jul 3          | 0               | 0  | 0  | 0  | 0  | 0  | 44 | 44 | 40 | 50 | 44 | 58 | 58 | 54 | 55 | 46 | 55 | 0  | 53 | 47 | 56 | 55 | 44 | 0   | 52 |
| Jul 4          | 0               | 0  | 0  | 0  | 0  | 0  | 56 | 46 | 29 | 45 | 43 | 51 | 55 | 48 | 52 | 0  | 0  | 45 | 0  | 0  | 53 | 50 | 0  | 46  | 54 |
| Jul 5          | 0               | 0  | 0  | 0  | 0  | 40 | 0  | 52 | 53 | 42 | 51 | 53 | 57 | 51 | 47 | 47 | 52 | 52 | 53 | 47 | 0  | 53 | 0  | 0   | 50 |
| Jul 6          | 0               | 0  | 0  | 0  | 0  | 0  | 0  | 52 | 48 | 53 | 52 | 58 | 57 | 51 | 51 | 50 | 46 | 48 | 55 | 53 | 55 | 50 | 50 | 0   | 52 |
| Jul 7          | 0               | 0  | 0  | 0  | 0  | 0  | 0  | 48 | 48 | 51 | 54 | 55 | 58 | 53 | 58 | 51 | 54 | 49 | 53 | 43 | 56 | 52 | 0  | 0   | 52 |
| Jul 8          | 0               | 0  | 0  | 0  | 0  | 0  | 0  | 43 | 47 | 55 | 55 | 55 | 57 | 56 | 44 | 54 | 50 | 0  | 51 | 43 | 54 | 55 | 0  | 0   | 51 |
| Jul 9          | 0               | 0  | 0  | 0  | 0  | 0  | 0  | 41 | 48 | 53 | 51 | 56 | 56 | 51 | 43 | 48 | 53 | 46 | 54 | 0  | 0  | 48 | 51 | 0   | 51 |
| Jul 10         | 0               | 0  | 0  | 0  | 0  | 0  | 0  | 58 | 60 | 47 | 55 | 48 | 53 | 56 | 52 | 43 | 50 | 41 | 56 | 44 | 53 | 56 | 0  | 0   | 52 |
| Jul 11         | 0               | 0  | 0  | 0  | 0  | 0  | 0  | 54 | 53 | 50 | 50 | 56 | 53 | 44 | 53 | 43 | 52 | 50 | 46 | 30 | 55 | 49 | 0  | 0   | 50 |
| Jul 12         | 0               | 0  | 0  | 0  | 0  | 0  | 49 | 58 | 56 | 56 | 56 | 56 | 56 | 49 | 53 | 43 | 48 | 52 | 48 | 49 | 53 | 49 | 0  | 0   | 53 |
| Jul 13         | 43              | 0  | 0  | 0  | 0  | 0  | 0  | 46 | 50 | 49 | 51 | 56 | 55 | 46 | 53 | 48 | 49 | 46 | 54 | 43 | 54 | 56 | 0  | 0   | 50 |
| Energy Average | 31              | 0  | 0  | 0  | 0  | 29 | 46 | 52 | 53 | 52 | 53 | 56 | 57 | 53 | 53 | 49 | 52 | 48 | 52 | 47 | 54 | 54 | 45 | 37  | 52 |

#### Metric: Total LEQ

| DATE           | Hour Of The Day |    |    |    |    |    |    |    |    |    |    |    |    |    |    |    |    |    |    |    |    |    |    | DNL |    |
|----------------|-----------------|----|----|----|----|----|----|----|----|----|----|----|----|----|----|----|----|----|----|----|----|----|----|-----|----|
|                | 00              | 01 | 02 | 03 | 04 | 05 | 06 | 07 | 08 | 09 | 10 | 11 | 12 | 13 | 14 | 15 | 16 | 17 | 18 | 19 | 20 | 21 | 22 |     | 23 |
| Jun 30         | 45              | 44 | 44 | 44 | 46 | 45 | 44 | 55 | 60 | 52 | 56 | 59 | 59 | 57 | 55 | 55 | 53 | 54 | 48 | 43 | 45 | 57 | 45 | 45  | 55 |
| Jul 1          | 45              | 45 | 44 | 44 | 44 | 45 | 45 | 44 | 44 | 54 | 51 | 58 | 60 | 56 | 55 | 51 | 54 | 49 | 52 | 45 | 54 | 55 | 52 | 47  | 55 |
| Jul 2          | 44              | 45 | 44 | 45 | 44 | 46 | 44 | 49 | 44 | 54 | 53 | 58 | 56 | 56 | 54 | 51 | 56 | 49 | 55 | 53 | 57 | 55 | 45 | 44  | 55 |
| Jul 3          | 43              | 43 | 43 | 43 | 44 | 45 | 47 | 47 | 45 | 50 | 47 | 58 | 58 | 56 | 57 | 51 | 58 | 56 | 53 | 48 | 57 | 55 | 47 | 44  | 55 |
| Jul 4          | 44              | 44 | 43 | 43 | 43 | 44 | 56 | 48 | 43 | 47 | 45 | 51 | 56 | 49 | 52 | 42 | 44 | 47 | 43 | 43 | 53 | 51 | 45 | 48  | 55 |
| Jul 5          | 42              | 43 | 43 | 43 | 43 | 46 | 44 | 52 | 53 | 45 | 52 | 53 | 57 | 52 | 51 | 48 | 54 | 52 | 53 | 49 | 44 | 54 | 44 | 42  | 53 |
| Jul 6          | 43              | 43 | 42 | 43 | 43 | 45 | 45 | 52 | 49 | 54 | 52 | 58 | 57 | 52 | 52 | 51 | 48 | 49 | 55 | 53 | 55 | 52 | 52 | 44  | 54 |
| Jul 7          | 43              | 43 | 43 | 42 | 44 | 45 | 44 | 50 | 49 | 52 | 54 | 55 | 58 | 54 | 58 | 51 | 54 | 50 | 53 | 46 | 56 | 53 | 45 | 44  | 54 |
| Jul 8          | 44              | 44 | 43 | 43 | 43 | 45 | 43 | 47 | 49 | 55 | 55 | 56 | 57 | 56 | 45 | 56 | 51 | 41 | 52 | 46 | 54 | 56 | 43 | 43  | 54 |
| Jul 9          | 43              | 60 | 43 | 43 | 43 | 44 | 45 | 46 | 50 | 56 | 52 | 57 | 56 | 52 | 53 | 49 | 54 | 48 | 54 | 41 | 42 | 49 | 52 | 41  | 58 |
| Jul 10         | 41              | 41 | 41 | 41 | 41 | 43 | 44 | 58 | 63 | 51 | 55 | 49 | 54 | 57 | 52 | 48 | 51 | 44 | 56 | 46 | 54 | 56 | 42 | 42  | 55 |
| Jul 11         | 42              | 44 | 41 | 41 | 41 | 43 | 45 | 55 | 56 | 51 | 50 | 57 | 53 | 45 | 53 | 48 | 53 | 50 | 47 | 41 | 55 | 50 | 43 | 43  | 53 |
| Jul 12         | 42              | 41 | 41 | 42 | 42 | 43 | 50 | 58 | 56 | 56 | 56 | 56 | 56 | 50 | 53 | 45 | 49 | 52 | 48 | 50 | 54 | 50 | 44 | 43  | 54 |
| Jul 13         | 45              | 41 | 42 | 41 | 41 | 42 | 43 | 47 | 50 | 50 | 52 | 56 | 56 | 47 | 53 | 49 | 49 | 47 | 54 | 45 | 55 | 56 | 43 | 43  | 52 |
| Energy Average | 43              | 49 | 43 | 43 | 43 | 44 | 48 | 53 | 55 | 53 | 53 | 56 | 57 | 54 | 54 | 51 | 53 | 50 | 53 | 48 | 54 | 54 | 47 | 44  | 55 |

**Hourly Noise Level Site Report**

Jackson Hole Airport

Period: June 30, 2018 to July 13, 2018

Site: 4 Lazy F Ranch

**Metric: Aircraft LEQ**

| DATE           | Hour Of The Day |    |    |    |    |    |    |    |    |    |    |    |    |    |    |    |    |    |    |    |    |    |    | DNL |    |
|----------------|-----------------|----|----|----|----|----|----|----|----|----|----|----|----|----|----|----|----|----|----|----|----|----|----|-----|----|
|                | 00              | 01 | 02 | 03 | 04 | 05 | 06 | 07 | 08 | 09 | 10 | 11 | 12 | 13 | 14 | 15 | 16 | 17 | 18 | 19 | 20 | 21 | 22 |     | 23 |
| Jun 30         | 0               | 0  | 0  | 0  | 0  | 0  | 0  | 53 | 57 | 49 | 53 | 55 | 56 | 54 | 53 | 54 | 49 | 51 | 44 | 0  | 0  | 53 | 45 | 0   | 51 |
| Jul 1          | 0               | 0  | 0  | 0  | 0  | 0  | 0  | 0  | 0  | 51 | 46 | 55 | 57 | 54 | 52 | 47 | 53 | 46 | 48 | 0  | 53 | 53 | 49 | 43  | 51 |
| Jul 2          | 0               | 0  | 0  | 0  | 0  | 0  | 0  | 45 | 0  | 54 | 51 | 55 | 53 | 50 | 50 | 49 | 52 | 40 | 53 | 53 | 53 | 52 | 36 | 0   | 50 |
| Jul 3          | 0               | 0  | 0  | 0  | 0  | 0  | 42 | 44 | 39 | 47 | 42 | 53 | 53 | 52 | 53 | 44 | 53 | 44 | 49 | 45 | 53 | 50 | 39 | 0   | 49 |
| Jul 4          | 0               | 0  | 0  | 0  | 0  | 0  | 53 | 45 | 24 | 44 | 42 | 49 | 53 | 45 | 49 | 0  | 0  | 43 | 0  | 0  | 50 | 47 | 0  | 44  | 51 |
| Jul 5          | 0               | 0  | 0  | 0  | 0  | 45 | 0  | 50 | 49 | 41 | 50 | 49 | 54 | 49 | 43 | 44 | 50 | 49 | 49 | 46 | 0  | 51 | 0  | 0   | 48 |
| Jul 6          | 0               | 0  | 0  | 0  | 0  | 0  | 0  | 50 | 44 | 51 | 49 | 54 | 54 | 47 | 47 | 48 | 44 | 46 | 52 | 45 | 51 | 47 | 48 | 0   | 49 |
| Jul 7          | 0               | 0  | 0  | 0  | 0  | 0  | 0  | 45 | 46 | 49 | 49 | 53 | 56 | 52 | 54 | 49 | 52 | 49 | 50 | 42 | 53 | 49 | 0  | 0   | 49 |
| Jul 8          | 0               | 0  | 0  | 0  | 0  | 0  | 0  | 41 | 46 | 53 | 52 | 52 | 54 | 53 | 41 | 51 | 48 | 0  | 48 | 42 | 52 | 52 | 0  | 0   | 48 |
| Jul 9          | 0               | 0  | 0  | 0  | 0  | 0  | 0  | 33 | 46 | 48 | 47 | 54 | 53 | 49 | 42 | 46 | 50 | 42 | 51 | 0  | 0  | 46 | 49 | 0   | 49 |
| Jul 10         | 0               | 0  | 0  | 0  | 0  | 0  | 0  | 56 | 58 | 47 | 53 | 46 | 51 | 53 | 49 | 41 | 47 | 40 | 51 | 43 | 51 | 53 | 0  | 0   | 50 |
| Jul 11         | 0               | 0  | 0  | 0  | 0  | 0  | 0  | 49 | 53 | 48 | 48 | 52 | 50 | 41 | 44 | 40 | 48 | 47 | 43 | 0  | 53 | 46 | 0  | 0   | 47 |
| Jul 12         | 0               | 0  | 0  | 0  | 0  | 0  | 40 | 56 | 54 | 53 | 54 | 54 | 54 | 47 | 50 | 41 | 45 | 51 | 47 | 44 | 51 | 47 | 0  | 0   | 50 |
| Jul 13         | 40              | 0  | 0  | 0  | 0  | 0  | 0  | 44 | 47 | 47 | 51 | 52 | 53 | 44 | 51 | 45 | 49 | 43 | 51 | 40 | 52 | 53 | 0  | 0   | 48 |
| Energy Average | 28              | 0  | 0  | 0  | 0  | 33 | 42 | 50 | 51 | 50 | 50 | 53 | 54 | 51 | 50 | 48 | 50 | 47 | 49 | 44 | 51 | 51 | 43 | 35  | 49 |

**Metric: Total LEQ**

| DATE           | Hour Of The Day |    |    |    |    |    |    |    |    |    |    |    |    |    |    |    |    |    |    |    |    |    |    | DNL |    |
|----------------|-----------------|----|----|----|----|----|----|----|----|----|----|----|----|----|----|----|----|----|----|----|----|----|----|-----|----|
|                | 00              | 01 | 02 | 03 | 04 | 05 | 06 | 07 | 08 | 09 | 10 | 11 | 12 | 13 | 14 | 15 | 16 | 17 | 18 | 19 | 20 | 21 | 22 |     | 23 |
| Jun 30         | 39              | 39 | 39 | 40 | 46 | 42 | 40 | 53 | 57 | 49 | 53 | 57 | 56 | 54 | 54 | 54 | 50 | 51 | 45 | 37 | 40 | 53 | 45 | 38  | 53 |
| Jul 1          | 39              | 39 | 39 | 39 | 40 | 43 | 41 | 41 | 42 | 51 | 49 | 55 | 57 | 55 | 52 | 48 | 53 | 47 | 49 | 41 | 53 | 53 | 50 | 44  | 53 |
| Jul 2          | 40              | 40 | 39 | 38 | 40 | 43 | 41 | 47 | 41 | 54 | 52 | 55 | 55 | 53 | 52 | 51 | 54 | 47 | 54 | 53 | 54 | 52 | 41 | 38  | 52 |
| Jul 3          | 37              | 38 | 38 | 37 | 38 | 42 | 45 | 46 | 42 | 48 | 44 | 54 | 54 | 53 | 55 | 54 | 55 | 49 | 50 | 46 | 53 | 51 | 43 | 41  | 51 |
| Jul 4          | 40              | 39 | 39 | 39 | 39 | 51 | 53 | 48 | 38 | 45 | 44 | 49 | 53 | 46 | 50 | 39 | 42 | 44 | 39 | 38 | 50 | 48 | 43 | 46  | 53 |
| Jul 5          | 41              | 40 | 40 | 40 | 40 | 47 | 43 | 50 | 49 | 43 | 50 | 49 | 55 | 50 | 46 | 45 | 52 | 50 | 49 | 46 | 40 | 51 | 41 | 40  | 51 |
| Jul 6          | 40              | 39 | 39 | 40 | 40 | 42 | 44 | 51 | 45 | 51 | 50 | 54 | 54 | 48 | 48 | 49 | 46 | 47 | 52 | 46 | 51 | 49 | 49 | 42  | 51 |
| Jul 7          | 40              | 40 | 40 | 39 | 40 | 43 | 43 | 47 | 47 | 50 | 49 | 53 | 56 | 52 | 54 | 49 | 52 | 49 | 50 | 44 | 54 | 50 | 40 | 40  | 51 |
| Jul 8          | 39              | 39 | 40 | 40 | 39 | 42 | 44 | 46 | 47 | 53 | 52 | 52 | 54 | 53 | 42 | 53 | 48 | 36 | 49 | 43 | 52 | 53 | 39 | 39  | 51 |
| Jul 9          | 38              | 59 | 40 | 40 | 39 | 41 | 41 | 46 | 48 | 49 | 60 | 54 | 54 | 49 | 48 | 47 | 51 | 44 | 51 | 38 | 38 | 47 | 50 | 39  | 57 |
| Jul 10         | 39              | 38 | 38 | 38 | 40 | 44 | 44 | 56 | 62 | 48 | 53 | 46 | 51 | 53 | 50 | 45 | 48 | 43 | 52 | 44 | 51 | 54 | 40 | 39  | 53 |
| Jul 11         | 38              | 39 | 37 | 37 | 39 | 42 | 43 | 50 | 53 | 48 | 48 | 53 | 50 | 43 | 45 | 46 | 49 | 47 | 44 | 37 | 53 | 47 | 41 | 40  | 50 |
| Jul 12         | 40              | 39 | 39 | 39 | 40 | 43 | 45 | 56 | 54 | 53 | 54 | 54 | 54 | 48 | 51 | 44 | 46 | 51 | 47 | 45 | 51 | 48 | 41 | 40  | 52 |
| Jul 13         | 43              | 39 | 41 | 39 | 41 | 43 | 46 | 46 | 48 | 47 | 51 | 52 | 53 | 44 | 51 | 46 | 49 | 43 | 51 | 42 | 52 | 53 | 41 | 41  | 51 |
| Energy Average | 40              | 48 | 39 | 39 | 41 | 44 | 45 | 51 | 53 | 50 | 53 | 53 | 54 | 51 | 51 | 50 | 51 | 48 | 50 | 45 | 51 | 51 | 45 | 41  | 52 |

**Hourly Noise Level Site Report**

Jackson Hole Airport

Period: June 30, 2018 to July 13, 2018

Site: Timber Island - East of Timber Island

**Metric: Aircraft LEQ**

| DATE           | Hour Of The Day |    |    |    |    |    |    |    |    |    |    |    |    |    |    |    |    |    |    |    |    |    |    | DNL |    |
|----------------|-----------------|----|----|----|----|----|----|----|----|----|----|----|----|----|----|----|----|----|----|----|----|----|----|-----|----|
|                | 00              | 01 | 02 | 03 | 04 | 05 | 06 | 07 | 08 | 09 | 10 | 11 | 12 | 13 | 14 | 15 | 16 | 17 | 18 | 19 | 20 | 21 | 22 |     | 23 |
| Jun 30         | 0               | 0  | 0  | 0  | 0  | 0  | 0  | 0  | 40 | 35 | 34 | 38 | 38 | 36 | 23 | 0  | 44 | 0  | 0  | 0  | 0  | 34 | 0  | 0   | 34 |
| Jul 1          | 0               | 0  | 0  | 0  | 0  | 0  | 0  | 0  | 0  | 31 | 34 | 38 | 41 | 40 | 23 | 0  | 50 | 0  | 0  | 0  | 38 | 34 | 32 | 22  | 38 |
| Jul 2          | 0               | 0  | 0  | 0  | 0  | 0  | 0  | 0  | 0  | 41 | 42 | 48 | 47 | 47 | 44 | 0  | 56 | 24 | 36 | 35 | 30 | 34 | 0  | 0   | 44 |
| Jul 3          | 0               | 0  | 0  | 0  | 0  | 0  | 25 | 35 | 25 | 39 | 0  | 42 | 28 | 44 | 25 | 29 | 46 | 28 | 33 | 29 | 35 | 36 | 0  | 0   | 37 |
| Jul 4          | 0               | 0  | 0  | 0  | 0  | 0  | 0  | 0  | 0  | 26 | 23 | 42 | 33 | 39 | 29 | 0  | 0  | 0  | 0  | 0  | 32 | 0  | 0  | 0   | 31 |
| Jul 5          | 0               | 0  | 0  | 0  | 0  | 0  | 0  | 47 | 0  | 44 | 40 | 42 | 0  | 36 | 0  | 32 | 29 | 35 | 27 | 24 | 0  | 32 | 0  | 0   | 36 |
| Jul 6          | 0               | 0  | 0  | 0  | 0  | 0  | 0  | 26 | 0  | 31 | 30 | 36 | 41 | 31 | 0  | 34 | 34 | 36 | 34 | 34 | 31 | 29 | 25 | 0   | 32 |
| Jul 7          | 0               | 0  | 0  | 0  | 0  | 0  | 0  | 25 | 22 | 39 | 28 | 44 | 49 | 34 | 35 | 29 | 27 | 29 | 46 | 39 | 38 | 28 | 0  | 0   | 39 |
| Jul 8          | 0               | 0  | 0  | 0  | 0  | 0  | 0  | 27 | 27 | 33 | 34 | 32 | 44 | 34 | 29 | 34 | 26 | 0  | 31 | 27 | 32 | 30 | 0  | 0   | 33 |
| Jul 9          | 0               | 0  | 0  | 0  | 0  | 0  | 0  | 35 | 23 | 30 | 25 | 36 | 31 | 31 | 23 | 25 | 33 | 0  | 32 | 0  | 0  | 29 | 26 | 0   | 29 |
| Jul 10         | 0               | 0  | 0  | 0  | 0  | 0  | 0  | 0  | 34 | 29 | 0  | 0  | 0  | 31 | 34 | 0  | 29 | 24 | 31 | 22 | 31 | 35 | 0  | 0   | 28 |
| Jul 11         | 0               | 0  | 0  | 0  | 0  | 0  | 0  | 0  | 0  | 29 | 38 | 39 | 31 | 0  | 0  | 0  | 39 | 27 | 29 | 0  | 35 | 0  | 0  | 0   | 31 |
| Jul 12         | 0               | 0  | 0  | 0  | 0  | 0  | 0  | 0  | 0  | 0  | 40 | 33 | 36 | 0  | 31 | 27 | 19 | 30 | 31 | 0  | 28 | 26 | 0  | 0   | 29 |
| Jul 13         | 0               | 0  | 0  | 0  | 0  | 0  | 0  | 24 | 0  | 37 | 0  | 40 | 34 | 25 | 33 | 21 | 27 | 28 | 32 | 26 | 32 | 32 | 0  | 0   | 31 |
| Energy Average | 0               | 0  | 0  | 0  | 0  | 0  | 14 | 36 | 30 | 37 | 36 | 41 | 42 | 39 | 34 | 28 | 46 | 29 | 36 | 31 | 33 | 32 | 22 | 11  | 36 |

**Metric: Total LEQ**

| DATE           | Hour Of The Day |    |    |    |    |    |    |    |    |    |    |    |    |    |    |    |    |    |    |    |    |    |    | DNL |    |
|----------------|-----------------|----|----|----|----|----|----|----|----|----|----|----|----|----|----|----|----|----|----|----|----|----|----|-----|----|
|                | 00              | 01 | 02 | 03 | 04 | 05 | 06 | 07 | 08 | 09 | 10 | 11 | 12 | 13 | 14 | 15 | 16 | 17 | 18 | 19 | 20 | 21 | 22 |     | 23 |
| Jun 30         | 30              | 29 | 26 | 36 | 41 | 38 | 32 | 39 | 50 | 40 | 51 | 40 | 41 | 37 | 36 | 37 | 44 | 38 | 33 | 28 | 49 | 42 | 32 | 31  | 45 |
| Jul 1          | 32              | 32 | 32 | 32 | 35 | 53 | 36 | 37 | 37 | 37 | 44 | 47 | 46 | 51 | 49 | 54 | 50 | 49 | 48 | 44 | 37 | 34 | 31 | 51  |    |
| Jul 2          | 30              | 30 | 40 | 38 | 41 | 39 | 35 | 42 | 44 | 53 | 54 | 56 | 56 | 58 | 59 | 61 | 61 | 61 | 44 | 36 | 35 | 45 | 34 | 32  | 55 |
| Jul 3          | 38              | 40 | 35 | 35 | 32 | 48 | 37 | 49 | 39 | 47 | 51 | 52 | 50 | 58 | 54 | 56 | 56 | 54 | 42 | 49 | 49 | 49 | 25 | 23  | 52 |
| Jul 4          | 25              | 25 | 26 | 29 | 31 | 48 | 36 | 49 | 47 | 42 | 55 | 53 | 55 | 49 | 43 | 45 | 52 | 49 | 49 | 31 | 52 | 50 | 26 | 28  | 50 |
| Jul 5          | 24              | 26 | 25 | 25 | 42 | 50 | 49 | 49 | 54 | 51 | 59 | 56 | 43 | 44 | 44 | 39 | 47 | 39 | 43 | 30 | 30 | 51 | 27 | 25  | 52 |
| Jul 6          | 22              | 24 | 26 | 24 | 35 | 49 | 37 | 40 | 60 | 50 | 37 | 41 | 46 | 52 | 50 | 52 | 48 | 45 | 38 | 36 | 51 | 54 | 28 | 25  | 51 |
| Jul 7          | 26              | 27 | 28 | 28 | 35 | 44 | 38 | 50 | 44 | 42 | 46 | 51 | 54 | 42 | 40 | 41 | 37 | 41 | 51 | 48 | 42 | 51 | 29 | 29  | 48 |
| Jul 8          | 27              | 30 | 30 | 30 | 33 | 44 | 38 | 47 | 50 | 38 | 38 | 38 | 45 | 39 | 34 | 38 | 33 | 31 | 33 | 32 | 38 | 37 | 32 | 37  | 44 |
| Jul 9          | 29              | 59 | 43 | 43 | 32 | 44 | 50 | 43 | 40 | 38 | 41 | 39 | 58 | 42 | 41 | 38 | 42 | 39 | 41 | 33 | 34 | 37 | 30 | 25  | 56 |
| Jul 10         | 28              | 30 | 27 | 27 | 32 | 49 | 49 | 51 | 52 | 38 | 37 | 40 | 37 | 51 | 47 | 50 | 41 | 50 | 34 | 31 | 43 | 46 | 29 | 29  | 50 |
| Jul 11         | 30              | 31 | 31 | 31 | 32 | 51 | 43 | 41 | 59 | 51 | 59 | 51 | 45 | 37 | 40 | 44 | 42 | 35 | 36 | 31 | 38 | 51 | 27 | 25  | 52 |
| Jul 12         | 26              | 25 | 25 | 27 | 36 | 52 | 37 | 39 | 40 | 36 | 49 | 43 | 48 | 44 | 45 | 40 | 44 | 37 | 34 | 38 | 37 | 44 | 22 | 24  | 49 |
| Jul 13         | 27              | 28 | 27 | 27 | 34 | 44 | 37 | 42 | 38 | 49 | 37 | 43 | 37 | 35 | 37 | 32 | 34 | 31 | 34 | 35 | 37 | 50 | 24 | 22  | 44 |
| Energy Average | 30              | 47 | 34 | 35 | 37 | 48 | 44 | 46 | 53 | 47 | 53 | 50 | 51 | 51 | 50 | 52 | 52 | 51 | 44 | 42 | 46 | 49 | 30 | 30  | 51 |